2020

Eastern League Media Guide & Record Book

TicketReturn

For nearly 20 years, TicketReturn has been the trusted leader in ticketing solutions for MiLB. Just like your team, we work hard to make each season our best ever, and 2020 is no exception.

New Enhancements for 2020

- Workflow Automation
- Text Tickets From the Box Office
- Historical Reports and Dashboards
- And More

The Leading Provider of Ticketing Solutions for MiLB

TicketReturn.com

WEAR YOUR *Fun*

SHOP NOW AT MiLB.COM™

©2020 MINOR LEAGUE BASEBALL. ALL RIGHTS RESERVED.

LET US BUILD YOUR VISION

BUILDING THE NEXT GENERATION OF SPORTS AND ENTERTAINMENT FACILITIES

With strong local relationships and highly qualified subcontractors, we can help you build the best athletic field complex or renovate an existing one to maximize the fan experience.

For further information, please contact Robert Hayes at 904-803-6258

www.gilbaneco.com

Gilbane

At Hibu, we make it easy for you to make a big impact online. Our innovative digital marketing solutions get you found, put you ahead of your competition, and help you grow your business.

We make sure your website is a big hit with your fans by creating tailored display campaigns that appear on the internet's most popular websites. Each campaign includes retargeting, Facebook ads and a huge mobile presence that results in increased ticket sales and revenues. Best of all, we do all the work and let you run your business.

Call or e-mail Bill Klock to discuss your 2020 digital marketing plan.

(610) 731-2547 | william.klock@hibu.com

Google Partner

YAHOO! PREFERRED PARTNER

Microsoft Advertising Select Channel Partner 2019

Marketing Partner

hibu™ YOUR SPORTS MARKETING PARTNER

FOR ALL YOUR **GAMEDAY NEEDS**

Manufacturing displays, engineering control systems and creating experiences for our customers is what we do.

EVERY MOMENT MATTERS | DAKTRONICS.COM/SPORTS

DAKTRONICS®

Custom Packaging & Products

PUT YOUR BRAND IN THEIR HANDS

SANDWICH WRAP & DELI PAPER
CPP ECO KRAFT PAPER
SEEA™ PAPER | INSULATED PAPER
HOT PAPER | CHEESE PAPER
FREEZER PAPER
BUTCHER PAPER

FOR MORE INFO VISIT:

cppprint.com

108 STITCHES

PROUD SUPPORTER OF
EASTERN LEAGUE BASEBALL

EST. 1923
Eastern League™

OFFICIAL BALL
EASTERN LEAGUE
PRESIDENT

USE THIS DISCOUT CODE EASTERN

TO RECEIVE 15% OFF

YOUR NEXT ORDER OF 108 STITCHES OFFICIALLY LICENSED APPAREL

Baseball Prospectus





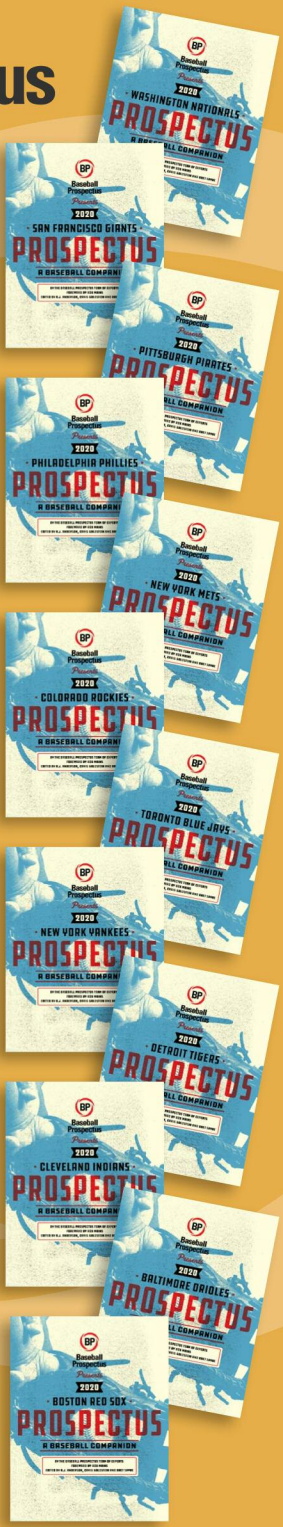

Baseball Prospectus is an organization that aims to democratize the knowledge often confined to major-league front offices through insightful analysis of every aspect of the game of baseball. As an editorial hub, BP's team of writers covers topics ranging from contemporary analyses of the game to historical assessments using modern understanding and statistics. These efforts are augmented by a prospect team comprised of evaluators who deliver reports and rankings based on in-person looks at minor league players and a fantasy team comprised of writers who regularly compete in and win major industry leagues each season. BP's industry-leading stats team launches proprietary statistics, updates and manages the PECOTA projection system, supports editorial needs, and even provides data consulting and management for many pro organizations. It's no surprise that Baseball Prospectus has served as a training ground for dozens of team employees, including several key decision makers in baseball operations. As a whole, Baseball Prospectus provides insight into the game for the common fan that is typically relegated to the top levels of the front office.

www.baseballprospectusbooks.com
www.baseballprospectus.com

AMI GRAPHICS

STRAFFORD, NH • OCALA, FL

OFFICIAL SIGNAGE SUPPLIER OF MINOR LEAGUE BASEBALL®

BASEBALL STADIUM SIGNAGE

amigraphics.com • 603-664-7174

CUSTOM FLAGS

AMERICAN FLAGS

223 Drake Hill Rd. Strafford, NH 03884
amigraphics.com | 603-664-7174

© All Minor League Baseball trademarks and copyrights are used with permission. All rights reserved. Visit MiLB.com.

Rawlings
Est. 1887
THE MARK OF A
PRO
AUTHENTIC
COLLECTION
OFFICIAL BASEBALL GLOVE, BALL & HELMET OF
MAJOR LEAGUE BASEBALL

No matter the weather or power, we make it secure.

Imagine that.

OUTDOOR LATCH RETRACTION

Our solution lasts through the harshest conditions and stays locked from the pull side when power is lost. Assured security when electricity is far from a sure thing—that's the Detex effect.

800-729-3839 detex.com/outdoorlatchretraction DETEX®

OT Sports

MINOR LEAGUE BASEBALL™

Official Uniform and Outerwear Supplier of Minor League Baseball

www.otsports.com

MADE IN USA

ACKNOWLEDGEMENTS

Editor . . . . . .Bill Rosario
Records By . . . . . .Major League Baseball Advanced Media
Printer . . . . . .Creative Imaging Group
Photo Contributors . . .National Baseball Hall of Fame Library, Cooperstown
Dave Schofield, Ralph Trout, Rodolfo P. Tellez,
Roger Wood, Andrew Woolley

TABLE OF CONTENTS PAGE

Eastern League Officials, Managers, Umpires, and General Information 1
Eastern League President Joseph McEacharn 2
Eastern League Umpire Crews 3
Eastern League History: 1923-2019 5

2019 EASTERN LEAGUE SEASON

2019 Final Standings/Division Standings 9
2019 Attendance/Managers/All-Star Team 10
2019 Award Winners 11
2019 Eastern League Diamond Pro Sports Field Manager of the Year 13
2019 Players of the Week/Pitchers of the Week 14
2019 Eastern League All-Star Game 25

2019 EASTERN LEAGUE LEADERS

Top Ten Hitters/Batting Departmental Leaders 81
Fielding Leaders 82
Top Ten Pitchers/Pitching Departmental Leaders 85
Caught Stealing Catchers/Pitchers 86

2020 EASTERN LEAGUE TEAMS

Club Directories (including staff, team records, and 2019 statistics)

AKRON RUBBERDUCKS 29
ALTOONA CURVE 33
BINGHAMTON RUMBLE PONIES 37
BOWIE BAYSOX 42
ERIE SEAWOLVES 46
HARRISBURG SENATORS. 50
HARTFORD YARD GOATS 55
NEW HAMPSHIRE FISHER CATS 59
PORTLAND SEA DOGS 63
READING FIGHTIN PHILS 67
RICHMOND FLYING SQUIRRELS 72
TRENTON THUNDER 76

2020 EASTERN LEAGUE INFORMATION

2020 Eastern League Schedule 137
2020 Eastern League Mileage Chart 136
2020 Visiting Teams Hotel List 143
Eastern League Cities 87
Major League Affiliations: Listing by Eastern League city 93
Major League Affiliations: Listing by Major League Affiliate 94

ATTENDANCE

Eastern League Club Attendance (1958-2019) 90
Eastern League Yearly Total Attendance 89
Top 20 Individual Team Season Attendance 88

STANDINGS AND RECORDS

Eastern League Alumni in Sports Halls of Fame 7
Eastern League Standings and Playoff Results (1923-2019) 95
Eastern League Single Season Leaders-Batting Average 117
Eastern League Single Season Leaders-Hits 118
Eastern League Single Season Leaders-Doubles 119
Eastern League Single Season Leaders-Triples 120
Eastern League Single Season Leaders-Home Runs 121
Eastern League Single Season Leaders-Total Bases 122
Eastern League Single Season Leaders-Slugging Percentage 123
Eastern League Single Season Leaders-RBI 124
Eastern League Single Season Leaders-Runs Scored 125
Eastern League Single Season Leaders-Stolen Bases 126
Eastern League Single Season Leaders-Wins 127
Eastern League Single Season Leaders-ERA 128
Eastern League Single Season Leaders-Strikeouts 129
Eastern League Single Season Leaders-Winning Percentage 130
Eastern League Single Season Leaders-Saves 131
Eastern League Individual Season Records-Pitching & Batting 132
Eastern League No-Hitters 133
Eastern League Most Valuable Player Award Winners 15
Eastern League Pitcher of the Year Award Winners 15
Eastern League Rookie of the Year Award Winners 16
Eastern League Manager of the Year Award Winners 16
Eastern League Executive of the Year Award Winners 17
Eastern League Rawlings Woman Executive of the Year Award Winners 17
Eastern League Charles K. Murphy Patriot Award Winners 17
Eastern League John H. Moss Community Service Award Winners 17
Eastern League John H. Johnson Award Winners 18
Eastern League Larry MacPhail Award Winners 18
Eastern League Warren Giles Award Winners 18
Eastern League Baseball America Award Winners 18
Eastern League Season Ending All-Star Teams 19
Total League Championships 89

EASTERN LEAGUE MEDIA GUIDE ADVERTISERS

‘47
108 Stitches
AMI Graphics
The BairFind Foundation
Baseball America
Baseball Assistance Team (B.A.T.)
Baseball Prospectus
Collins Company
Custom Packaging & Products
Daktronics
Detex
Diamond Pro
Eastern League All-Star Game
Fans for the Cure
Gilbane Building Company
hibu
Minor League Baseball
OT Sports
Rawlings
Team Magnet Promotions
TicketReturn
Vistar

THE EASTERN LEAGUE OF PROFESSIONAL BASEBALL CLUBS, INC.
27 Gorham Road, Suite 221, Scarborough, ME 04074
Phone: (207) 289-6206 Fax: (207) 219-8958
Web Site: www.easternleague.com E-Mail: elpb@easternleague.com

EASTERN LEAGUE OFFICE STAFF

President: Joseph McEacharn
Director of Operations: Bill Rosario

LEAGUE DIRECTORS

Fernando Aguirre, Ken Babby, Lou DiBella, Joe Finley,
John Hughes, Geoff Iacuessa, Kevin Kulp, Bob Lozinak,
Brian Shallcross, Art Solomon, Josh Solomon, Craig Stein

2020 EASTERN LEAGUE UMPIRES

(Highest 2019 Assignment Listed)

Gabe Alfonzo - California League
Matt Carlyon - Eastern League
Trevor Dannegger - Eastern League
Tom Hanahan - Eastern League
Aaron Higgins - Eastern League
Steven Hodgins - Carolina League
Steven Jaschinski - Carolina League
Jude Koury - Florida State League
Lucas Krupa - Eastern League
Dave Martinez - Eastern League
Kyle Nichol - Carolina League
Ben Phillips - Eastern League
Dane Poncsak - Texas League
Sean Shafer-Markle - Eastern League
Harrison Silverman - California League
Mike Snover - Eastern League
Kelvis Velez - Florida State League
Tom West - Eastern League

2020 FIELD MANAGERS

Akron: Rouglas Odor
Altoona: Dave Turgeon
Binghamton: Lorenzo Bundy
Bowie: Buck Britton
Erie: Arnie Beyeler
Harrisburg: Billy Gardner Jr.
Hartford: Chris Denorfia
New Hampshire: Cesar Martin
Portland: Joe Oliver
Reading: Shawn Williams
Richmond: Jose Alguacil
Trenton: Julio Mosquera

LEAGUE STATISTICIAN

Major League Baseball Advanced Media
1271 Avenue of the Americans
New York, NY 10020
Phone: (212) 485-3444
Fax: (212) 485-3456

Schedule: 140 Games **Opening Date:** April 9 **Closing Date:** September 7
Last Day of the First Half of the Season: June 26th
First Day of the Second Half of the Season: June 27th
Eastern League All-Star Game: Wednesday, July 15 at Binghamton, NY

Divisional Playoffs: The first place teams in each division from the first half and the second half of the season will play a best three out of five series with a 2-3 format. The second half winner will host the first two games of the series.

League Championships: The winner of each Divisional playoff series will play a best three out of five series with a 2-3 format. The Championship will begin in the Western Division on even number years and in the Eastern on odd number years.

Roster Limits: 25 players throughout the entire season.

JOSEPH McEACHARN, EASTERN LEAGUE PRESIDENT

Joseph McEacharn took office as the 11th President in Eastern League history on January 1, 2003. He replaced former President, William B. Troubh, who retired from the position on December 31, 2002.

The 2020 season marks President McEacharn's 24th with the Eastern League. Mr. McEacharn originally joined the league as a member of President Troubh's staff in 1997 and served as Vice President of the league for three seasons prior to being named Eastern League President.

President McEacharn, who is a two-time recipient of the Warren Giles Award (2006 and 2019), received his bachelor's degree from the University of Massachusetts at Amherst and also graduated from the University of Maine School of Law. He is a member of both the Maine and Massachusetts Bar Associations and currently resides in Scarborough, Maine, with his wife Mary and Addi, their golden retriever.

"I consider it a privilege to be part of the Eastern League and Minor League Baseball," states President McEacharn. "We will continue to strive to maintain Minor League Baseball as affordable family entertainment as we address the new challenges that lie ahead."

Assisting Mr. McEacharn in his duties as Eastern League President is Bill Rosario. The 2020 season is Bill's 19th with the Eastern League. He originally joined the league office as an administrative assistant prior to the 2002 season. He received his bachelor's degree in Sports Management from Springfield College and previously worked with the Springfield Falcons of the American Hockey League and the athletic department at Springfield College. Mr. Rosario currently resides in Biddeford, Maine with his wife Annie and their daughter Zoe.

EASTERN LEAGUE PRESIDENTS

John H. Farrell (1923-1929)
Perry B. Farrell (1929-1937)
Thomas H. Richardson (1937-1960)
A. Rankin Johnson (1960-1968)
Thomas H. Richardson (1968-1970)
Roy Jackson (1970-1974)
P. Patrick McKernan (1974-1981)
Charles E. Eshbach (1981-1993)
John Levenda (1993-1997)
William B. Troubh (1997-2002)
Joseph McEacharn (2003-Present)

Eastern League Umpire Crews

Crew 1

Ben Phillips
(Crew Chief)

Trevor Dannegger

Harrison Silverman

Crew 2

Tom Hanahan
(Crew Chief)

Steven Jaschinski



Kyle Nichol

Crew 3

Tom West
(Crew Chief)

Matt Carlyon

Gabe Alfonzo

Eastern League Umpire Crews

Crew 4



Dave Martinez
(Crew Chief)

Louie Krupa

Jude Koury

Crew 5

Aaron Higgins
(Crew Chief)

Dane Poncsak

Steve Hodgins

Crew 6



Sean Shafer-Markle
(Crew Chief)



Mike Snover

Kelvis Velez

EASTERN LEAGUE HISTORY: 1923-2019

Formed on March 23, 1923 at the Arlington Hotel in Binghamton, New York as a six-team circuit located entirely within two states, the Eastern League (EL) is now composed of two six-team divisions with teams in nine different states.

For the first 15 years of its existence the Eastern League was known as the New York-Pennsylvania League. The original six members of the league were Binghamton and Elmira, New York and Scranton, Wilkes-Barre, Williamsport and York, Pennsylvania. The following year, Harrisburg, Pennsylvania and Utica, New York joined the fold, increasing the league's membership to eight teams. On July 2, 1936, the York franchise made a mid-season transfer to Trenton, New Jersey, creating the league's first-ever member outside of New York and Pennsylvania, the Trenton Senators. In 1938, the Scranton franchise moved to Hartford, Connecticut and the New York-Penn League became known as the Eastern League. Although there were franchise relocations, the league remained an eight-team unit through 1957. League membership fluctuated between six and eight teams until 1994, when the league grew to ten teams with the addition of the New Haven Ravens and the Portland Sea Dogs. In 1999, the Eastern League expanded to 12 teams, with the addition of the Altoona Curve and the Erie SeaWolves, making it double the size it was just 20 years earlier. Prior to the 2016 season, the New Britain Rock Cats relocated to Hartford, Connecticut, making the Hartford Yard Goats the most recent addition to the league. Since 1923, there have been Eastern League franchises in 52 different cities which have been located in 13 different states and two Canadian provinces.

The first game in league history took place in Williamsport on May 9, 1923, when the Billies stomped the visiting Wilkes-Barre Barons 10-4. Since then, more than 58,000 Eastern League games have been played in front of more than 125-million fans. Attendance has risen dramatically in recent seasons, with the Eastern League breaking the all-time attendance record during the 2010 season, when 3,966,241 fans paid their way into Eastern League ballparks.

A total of 47 Eastern League alumni have been enshrined in the National Baseball Hall of Fame in Cooperstown, New York, with the most recent addition, **Harold Baines**, **Mike Mussina**, and **Mariano Rivera**, inducted in the summer of 2019. Many of these players, including **Greg Maddux**, **Nolan Ryan**, **Juan Marichal**, **Mike Schmidt**, **Whitey Ford**, **Warren Spahn**, **Carlton Fisk**, and **Ralph Kiner**, played in the league prior to starting their MLB careers. **Jim Palmer** pitched for Elmira in 1968 while rehabbing an arm injury. A year earlier, **Robin Roberts** closed out his pro career pitching for the Reading Phillies. Following a Hall of Fame career in the Negro Leagues right-hander **Leon Day** played for the Scranton Miners. **Lefty Gomez**, **Heinie Manush**, **Travis Jackson**, **Tony Lazzeri**, and **Rabbit Maranville** all managed in the league following the completion of their big league days. Hall of Fame Manager **Earl Weaver** was an Eastern League skipper for four years (Elmira 1962-65) prior to becoming the manager of the Baltimore Orioles in 1968.



Former Elmira Pioneer Manager and Hall of Famer Earl Weaver

Hall of Fame Umpire Jocko Conlan

Jim Bunning, who entered the Hall with Weaver in 1996, pitched for the Williamsport Tigers in 1952 prior to his major league career and his post playing career in the United States Senate. Twenty years later he returned to the Eastern League to manage the Reading Phillies. One of the few umpires in Baseball's Pantheon, **Al Barlick**, called `em as he saw `em in the Eastern League in 1939, while **Jocko Conlan**, who umpired in the Eastern League during the 1936 and 1937 seasons, also earned enshrinement.

The list of Eastern League products in a sports hall of fame does not end in Cooperstown. **Don Hutson**, a charter member of the professional Football Hall of Fame in Canton, Ohio, played for the 1937 Albany Senators. **Ken Strong**, who earned election to the Football Hall of Fame in 1967, is still the co-holder of the Eastern League record for home runs in a single season. Strong, who like Hutson was an outfielder, belted 41 round trippers for the Hazelton Mountaineers in 1930. Another outfielder, **Bill Sharman,** played for Elmira in 1950 before putting his energies full-time into another sport. He subsequently played and coached his way into the Basketball Hall of Fame in 1975. **Glenn Killinger**, the manager and second baseman for the League Champion 1928 Harrisburg Senators, played quarterback for Penn State from 1918-1921 and was inducted into the College Football Hall of Fame in 1971. Killinger played football professionally with the New York Giants in 1926 and went on to coach basketball, football and baseball at West Chester State Teachers College.

In the history of the Eastern League only five players have managed to win the "Triple Crown" (lead the league in home runs, RBI, and batting average). The most recent winner came in 2008 when Bowie Baysox outfielder **Lou Montanez** hit .335 with 26 home runs and 97 RBIs. Other Triple Crown winners include **Joe Munson** of the 1925 Harrisburg Senators (his .400 average is still the league's single season record), **Bob Chance** of the 1963 Charleston Indians, **George Scott** of the 1965 Pittsfield Red Sox, and **Danny Thomas** of the 1976 Berkshire Brewers.

Among the Eastern League hurlers who have won the pitching equivalent of the Triple Crown (league leader in wins, ERA, and strikeouts) are Wilkes-Barre's **Red Embree** in 1941, **Chet Covington** of Scranton in 1943, **Mark Davis** of the 1980 Reading Phillies, and two members of the Springfield Giants: **Juan Marichal** (1959) and **Gerry Thomas** (1961).

Mookie Betts, **Anthony Rendon**, **Francisco Lindor**, **Gerrit Cole**, and **Gleyber Torres** were among the 29 Eastern League alumni named to the rosters for the 2019 MLB All-Star Game. Of the 50 players on the rosters for the 2019 World Series, 28 played in the Eastern League during their career, including World Series MVP **Stephen Strasburg** and NLCS MVP **Howie Kendrick**. The list of Eastern League alumni also includes 2019 American League Cy Young Award Winner **Justin Verlander** and National League Cy Young Award winner **Jacob deGrom**.



AL Cy Young Justin Verlander with the 2005 Erie SeaWolves

EASTERN LEAGUE ALUMNI IN SPORTS HALL OF FAMES

BASEBALL HALL OF FAME

Richie Ashburn ..... Utica 1945, 1947
Jeff Bagwell ..... New Britain 1990
Harold Baines ..... Bowie 1993
Al Barlick ..... Umpire 1939
Wade Boggs ..... Bristol 1978-79
Jim Bunning ..... Williamsport 1952, Reading (Mgr.) 1972
Gary Carter ..... Quebec City 1973
Jocko Conlan ..... Umpire 1936-37
Bobby Cox ..... West Haven (Mgr.) 1972
Nestor Chylak ..... Umpire 1950-51
Andre Dawson ..... Quebec City 1976
Leon Day ..... Scranton 1952
Carlton Fisk ..... Pittsfield 1969, Pawtucket 1970
Whitey Ford ..... Binghamton 1949
Pat Gillick ..... Elmira 1962-63
Lefty Gomez ..... Binghamton (Player/Mgr.) 1946-47
Ken Griffey Jr. ..... Vermont 1988
Vladimir Guerrero ..... Harrisburg 1996, Bowie 2011
Ricky Henderson ..... Jersey City 1978
Travis Jackson ..... Hartford (Mgr.) 1951
Ralph Kiner ..... Albany 1941-42
Tony La Russa ..... Binghamton 1962
Barry Larkin ..... Vermont 1985
Bob Lemon ..... Wilkes-Barre 1940-41
Tony Lazzeri ..... Wilkes-Barre (Player/Mgr.) 1943
Greg Maddux ..... Pittsfield 1986
Heinie Manush ..... Scranton (Mgr.) 1944
Rabbit Maranville ..... Elmira (Player/Mgr.) 1936, Albany (Mgr.) 1939, Springfield (Mgr.) 1941
Juan Marichal ..... Springfield 1959
Pedro Martinez ..... Reading 2009
Bill Mazeroski ..... Williamsport 1954-55
John Mize ..... Elmira 1932
Mike Mussina ..... Hagerstown 1990, Bowie 1993
Jim Palmer ..... Elmira 1968
Tim Raines ..... Norwich 1996-97
Jim Rice ..... Bristol 1973
Mariano Rivera ..... Albany-Colonie 1994
Robin Roberts ..... Reading 1967
Ivan Rodriguez ..... Harrisburg 2011
Nolan Ryan ..... Williamsport 1966
Ryne Sandberg ..... Reading 1980
Mike Schmidt ..... Reading 1971
John Smoltz ..... Glens Falls 1987, Portland 2009
Warren Spahn ..... Hartford 1942
Jim Thome ..... Canton-Akron 1991-92
Earl Weaver ..... Elmira (Mgr.) 1962-65
Early Wynn ..... Springfield 1941

BASKETBALL HALL OF FAME

Bill Sharman ..... Elmira 1950

INTERNATIONAL BOXING HALL OF FAME

Lou DiBella ..... Richmond (Owner)

FOOTBALL HALL OF FAME

Don Hutson ..... Albany 1937
Ken Strong ..... Hazelton 1930

COLLEGE FOOTBALL HALL OF FAME

Glenn Killinger ..... Harrisburg (Player/Mgr.) 1928, Williamsport (Player/Mgr.) 1929-32

"I was in a rough patch in my life. My anxiety and depression had gotten to an all-time low. Thanks to B.A.T., I was able to see a professional therapist to help me see things from a different view. I would not have gotten the help I needed without B.A.T."

I am a former MiLB front office employee.

I am part of the Baseball Family.

I am a B.A.T. grant recipient.

Baseball Assistance Team (B.A.T.) is a nonprofit organization that confidentially supports members of the Baseball Family in need of assistance. Since 1986, B.A.T. has awarded more than 5,000 grants and over $47 million to restore health, pride and dignity to members of the Baseball Family.

To learn more, visit baseballassistanceteam.com or call 212-931-7822.

2019 FIRST HALF STANDINGS

EASTERN DIVISION	W	L	PCT	GB
Trenton Thunder	38	28	.576	--
Reading Fightin Phils	39	28	.582	--
Hartford Yard Goats	37	30	.552	2.0
Binghamton Rumble Ponies	35	29	.547	2.5
New Hampshire Fisher Cats	31	36	.463	8.0
Portland Sea Dogs	27	40	.403	12.0
WESTERN DIVISION	**W**	**L**	**PCT**	**GB**
Harrisburg Senators	42	28	.600	--
Altoona Curve	36	32	.529	5.0
Akron RubberDucks	34	35	.493	7.5
Erie SeaWolves	31	35	.470	9.0
Bowie Baysox	30	38	.441	11.0
Richmond Flying Squirrels	23	44	.343	17.5

NOTE: Trenton won tiebreaker over Reading to clinch first half championship

2019 SECOND HALF STANDINGS

EASTERN DIVISION	W	L	PCT	GB
Reading Fightin Phils	41	31	.569	--
Trenton Thunder	38	34	.528	3.0
Hartford Yard Goats	36	36	.500	5.0
Portland Sea Dogs	35	37	.486	6.0
New Hampshire Fisher Cats	32	40	.444	9.0
Binghamton Rumble Ponies	32	44	.421	11.0
WESTERN DIVISION	**W**	**L**	**PCT**	**GB**
Bowie Baysox	46	26	.639	--
Erie SeaWolves	46	26	.639	--
Harrisburg Senators	34	35	.493	10.5
Altoona Curve	33	39	.458	13.0
Richmond Flying Squirrels	32	40	.444	14.0
Akron RubberDucks	27	44	.380	18.5

NOTE: Bowie won tiebreaker over Erie to clinch second half championship

2019 FULL SEASON STANDINGS

EASTERN DIVISION	W	L	PCT	GB
Reading Fightin Phils	80	59	.576	--
Trenton Thunder	76	62	.551	3.5
Hartford Yard Goats	73	66	.525	7.0
Binghamton Rumble Ponies	67	73	.479	13.5
New Hampshire Fisher Cats	63	76	.453	17.0
Portland Sea Dogs	62	77	.446	18.0
WESTERN DIVISION	**W**	**L**	**PCT**	**GB**
Erie SeaWolves	77	61	.558	--
Harrisburg Senators	76	63	.547	1.5
Bowie Baysox	76	64	.543	2.0
Altoona Curve	69	71	.493	9.0
Akron RubberDucks	61	79	.436	17.0
Richmond Flying Squirrels	55	84	.396	22.5

PLAYOFFS—Trenton defeated Reading three games to none in the Eastern Division Championship Series. Bowie defeated Harrisburg three games to one in the Western Division Championship Series. Trenton defeated Bowie three games to one in the Eastern League Championship Series.

2019 ATTENDANCE

TEAM	TOTAL	OPENINGS	AVERAGE
Akron	340,187	67	5,077
Altoona	308,464	67	4,604
Binghamton	182,990	61	3,000
Bowie	224,686	69	3,256
Erie	215,444	65	3,315
Harrisburg	258,909	67	3,864
Hartford	414,946	67	6,193
New Hampshire	306,511	65	4,716
Portland	357,647	63	5,677
Reading	398,314	67	5,945
Richmond	400,321	64	6,255
Trenton	340,705	65	5,242
TOTALS	3,749,124	787	4,763
PLAYOFFS	32,953	11	2,995

2019 MANAGERS

Akron ..... Rouglas Odor
Altoona ..... Michael Ryan
Binghamton ..... Kevin Boles
Bowie ..... Buck Britton
Erie ..... Mike Rabelo
Harrisburg ..... Matt LeCroy
Hartford ..... Warren Schaeffer
New Hampshire ..... Mike Mordecai
Portland ..... Joe Oliver
Reading ..... Shawn Williams
Richmond ..... Willie Harris
Trenton ..... Patrick Osborn

2019 SEASON ENDING ALL-STAR TEAM

Catcher ..... Patrick Mazeika, Binghamton
1st Base ..... Chris Gittens, Trenton
2nd Base ..... Santiago Espinal, New Hampshire
3rd Base ..... Bobby Dalbec, Portland
Shortstop ..... C.J. Chatham, Portland
Outfield ..... Jose Azocar, Erie
Outfield ..... Mickey Moniak, Reading
Outfield ..... Jared Oliva, Altoona
Utility ..... Isaac Paredes, Erie
Designated Hitter ..... Darick Hall, Reading
Right-Handed Pitcher ..... Matt Manning, Erie
Left-Handed Pitcher ..... Zac Lowther, Bowie
Relief Pitcher ..... Aaron Barrett, Harrisburg

2019 Eastern League Award Winners

MOST VALUABLE PLAYER
Chris Gittens, Trenton Thunder

Chris Gittens was named the winner of the Eastern League Most Valuable Player Award after hitting .281 with 16 doubles, 23 home runs, 77 RBIs, and 58 runs scored in 115 games for the Trenton Thunder in 2019. Gittens led the league in home runs (23), RBIs (77), on-base percentage (.393), slugging percentage (.500), and OPS (.893) while helping lead the Thunder to a postseason berth. He also ranked among the league leaders in walks (71-2nd), batting average (.281-4th), and total bases (199-tied 4th). Chris was chosen as the first baseman on the Eastern League All-Star Team and was a member of the Eastern Division roster for the 2019 Eastern League All-Star Game in Richmond. He was also selected as the "Best Defensive First Baseman" in the Eastern League in *Baseball America's* Best Tools rankings.

PITCHER OF THE YEAR
Matt Manning, Erie SeaWolves

Erie right-handed starter Matt Manning was selected as the winner of the 2019 Eastern League Pitcher of the Year Award after putting together a record of 11-5 with 148 strikeouts and a 2.56 ERA in 24 starts for the SeaWolves last season. Manning finished the year ranked among the league leaders in strikeouts (148-2nd), winning percentage (.688-2nd), WHIP (0.98-2nd), batting average against (.192-tied 2nd), ERA (2.56-3rd), wins (11-tied 3rd), and innings pitched (133.2-8th). Matt was named the right-handed starting pitcher on the Eastern League All-Star Team and was Eastern League Pitcher of the Week for the period of April 4th-April 14th. He was also chosen as a member of the American League roster for the 2019 Futures Game in Cleveland and was selected as a member of the Western Division roster for the 2019 Eastern League All-Star Game in Richmond.

ROOKIE OF THE YEAR
Jose Azocar, Erie SeaWolves

Erie outfielder Jose Azocar batted .286 with 21 doubles, 10 home runs, 65 runs scored, 58 RBIs, and 10 stolen bases in 129 games while making his Double-A debut for the SeaWolves to take home the 2019 Eastern League Rookie of the Year Award. Azocar led the league in hits (144) and also ranked among the league leaders in batting average (.286-2nd), total bases (201-3rd), and runs scored (65-8th). Jose was selected as an outfielder on the Eastern League All-Star Team and was named to the Western Division roster for the 2019 Eastern League All-Star Game in Richmond.

MANAGER OF THE YEAR
Buck Britton, Bowie Baysox

Buck Britton was selected as the 2019 Eastern League Manager of the Year after leading the Bowie Baysox to a record of 76-64 in his first season with the club. After finishing the first half in fifth place in the Western Division, the Baysox bounced back to be crowned the Western Division Second Half Champions. In the playoffs Bowie advanced to the Eastern League Championship Series before falling to Trenton.

EASTERN LEAGUE PLAYERS OF THE MONTH

April: Rhett Wiseman, Harrisburg Senators
(23 G, .321 BA, 26 H, 7 2B, 9 HR, 22 RBI, 11 R)

May: Ka'ai Tom, Akron RubberDucks
(26 G, .333 BA, 32 H, 6 2B, 7 HR, 14 RBI, 21 R)

June: Adrian Sanchez, Harrisburg Senators
(20 G, .400 BA, 32 H, 5 2B, 4 HR, 12 RBI, 14 R)

July: Daniel McGrath, Portland Sea Dogs
(6 G, 2-0, 37.0 IP, 18 H, 35 K, 15 BB, 0.24 ERA)

August: Tyler Nevin, Hartford Yard Goats
(30 G, .291 BA, 32 H, 11 2B, 8 HR, 24 RBI, 14 R)

EASTERN LEAGUE EXECUTIVE OF THE YEAR

Todd Parnell, Richmond Flying Squirrels

Richmond Flying Squirrels Vice President and C.O.O. Todd "Parney" Parnell was named the 2019 Eastern League Executive of the Year. It is the third time in his career Parnell has won this award. He previously won the award in 2013 and also in 2004 when he was the GM of the Altoona Curve.The Flying Squirrels welcomed a total of 400,321 fans to The Diamond in 2019, which was the second highest total attendance in the Eastern League. Richmond also led the league in average attendance with 6,255 fans passing through the turnstiles on a nightly basis. This marks the second consecutive season the Flying Squirrels have led the Eastern League in average attendance and the fifth time in the 10 year history they have led the league in average attendance. The attendance totals did not include the thousands of fans that were in attendance during 2019 Eastern League All-Star Week, a four-day celebration that culminated with a sellout crowd of 9,560 fans coming out to The Diamond for the 2019 Eastern League All-Star Game.

Beyond hosting the Eastern League All-Star Game this year, the 2019 season in Richmond was also a season-long celebration of the 10th anniversary season of the Richmond Flying Squirrels. The season long celebration of 10 seasons of Flying Squirrels baseball included promotions to highlight 10 memorable players and 10 memorable promotions from the history of the franchise. Beyond providing their fans with affordable family fun on a nightly basis, the Flying Squirrels organization is also committed to giving back to the Richmond community. The organization does this through a number of different initiatives that impact hundreds of organizations in their area. One of the many initiatives organized by the team is "Renovating Richmond's Recreation", a program created to renovate 14 baseball fields in the area.

2019 EASTERN LEAGUE DIAMOND PRO SPORTS FIELD MANAGER OF THE YEAR
Chris Mason, Altoona Curve

DIAMOND PRO®
PROFESSIONAL GROUNDSKEEPING PRODUCTS
diamondpro.com

Chris Mason of the Altoona Curve was the winner of the Eastern League Diamond Pro Sports Field Manager of the Year for the 2019 season. It is the first time in his career Chris has won this award, which is based on voting by Eastern League field staff and umpires.

The 2019 season was Chris' second as the Head Groundskeeper with the Altoona Curve at Peoples Natural Gas Field after originally joining the organization during the playoffs in 2017. Mason, who is a native of Eastlake, Ohio, previously spent time with the West Virginia Power, Mahoning Valley Scrappers, Clinton LumberKings, and Lake County Captains prior to coming to Altoona. In addition to his work in Minor League Baseball, Chris also has experience with the Cleveland Browns and Sand Ridge Golf Club in Chardon, Ohio.

This is the second time in his career Chris has received recognition from his league, as he was also the winner of the New York-Penn League Sports Turf Manager of the Year Award in 2014 while serving as the Head Groundskeeper/Assistant Director of Stadium Operations for the Mahoning Valley Scrappers.

Chris was joined on the grounds staff in Altoona by Assistant Groundskeepers Aaron Smith and Casey Winters along with Craig Replogle, Chris Krozel, Cam Aungst, and Adam Boslet, who were all members of the gameday grounds crew at Peoples Natural Gas Field

"Mason and the rest of his staff do an amazing job for us on a daily basis," said Altoona Curve General Manager Derek Martin. "Chris does an outstanding job at PNG Field while also donating so much of his time to the community to help with youth fields. We are blessed to have Mason and his wife, Lindsay in the Curve Family."

Chris Mason and the Altoona Grounds Staff are recognized as the winners of the 2019 Eastern League Diamond Pro Sports Field Manager of the Year

2019 EASTERN LEAGUE WEEKLY AWARD WINNERS

PERIOD OF	PLAYER OF THE WEEK
April 4-14	Rhett Wiseman, Harrisburg Senators
April 15-21	Santiago Espinal, New Hampshire Fisher Cats
April 22-28	Hunter Owen, Altoona Curve
April 29-May 5	Jacob Heyward, Richmond Flying Squirrels
May 6-12	Bobby Dalbec, Portland Sea Dogs
May 13-19	Patrick Mazeika, Binghamton Rumble Ponies
May 20-26	Ka'ai Tom, Akron RubberDucks
May 27-June 2	Forrest Wall, New Hampshire Fisher Cats
June 3-9	Zach Houchins, Richmond Flying Squirrels
June 10-16	Yusniel Diaz, Bowie Baysox
June 17-23	Gio Brusa, Richmond Flying Squirrels
June 24-30	Alex Call, Akron RubberDucks
July 1-7	Ryan McKenna, Bowie Baysox
July 8-14	Matt Lipka, Trenton Thunder
July 15-21	Jason Krizan, Binghamton Rumble Ponies
July 22-28	Darick Hall, Reading Fightin Phils
July 29-August 4	Isaac Paredes, Erie SeaWolves
August 5-11	Bret Boswell, Hartford Yard Goats
August 12-18	Logan Hill, Altoona Curve
August 19-25	Michael Taylor, Harrisburg Senators
August 26-September 2	Joey Bart, Richmond Flying Squirrels

PERIOD OF	PITCHER OF THE WEEK
April 4-14	Matt Manning, Erie SeaWolves
April 15-21	James Marvel, Altoona Curve
April 22-28	Alex Faedo, Erie SeaWolves
April 29-May 5	Casey Mize, Erie SeaWolves
May 6-12	Harol Gonzalez, Binghamton Rumble Ponies
May 13-19	Zac Lowther, Bowie Baysox
May 20-26	Casey Mize, Erie SeaWolves
May 27-June 2	Alex Wells, Bowie Baysox
June 3-9	Rico Garcia, Hartford Yard Goats
June 10-16	Ben Braymer, Harrisburg Senators
June 17-23	Deivi Garcia, Trenton Thunder
June 24-30	Garrett Williams, Richmond Flying Squirrels
July 1-7	Jack Wynkoop, Hartford Yard Goats
July 8-14	Rony Garcia, Trenton Thunder
July 15-21	Michael Baumann, Bowie Baysox
July 22-28	Daniel McGrath, Portland Sea Dogs
July 29-August 4	Brian Keller, Trenton Thunder
August 5-11	Daniel McGrath, Portland Sea Dogs
August 12-18	Michael Baumann, Bowie Baysox
August 19-25	Rony Garcia, Trenton Thunder
August 26-September 2	Domingo Robles, Altoona Curve

EASTERN LEAGUE AWARD WINNERS

EASTERN LEAGUE MVP/PLAYER OF THE YEAR

1962 .....Jim Ray Hart, Springfield
1963 .....Bob Chance, Charleston
1964 .....Frank Bertaina, Elmira
1965 .....Owen Johnson, Pittsfield
1966 .....Tom Fisher, Elmira
1967 .....Bernie Smith, Williamsport
1968 .....Carmen Fanzone, Pittsfield
1969 .....Angel Mangual, York
1970 .....Greg Luzinski, Reading
1971 .....Gene Locklear, Trois Rivieres
1972 .....Fernando Gonzales, Sherbrooke
1973 .....Tom Robson, Pittsfield
1974 .....Ken Macha, Thetford Mines
1975 .....Dave Bergman, West Haven
1976 .....Danny Thomas, Berkshire
1977 .....Harry Spilman, Trois Rivieres
1978 .....Jeff Yurak, Holyoke
1979 .....Rick Lancellotti, Buffalo
1980 .....Mark Davis, Reading
1981 .....Ron Kittle, Glens Falls
1982 .....Jim Bennett, West Haven
1983 .....Jeffrey Stone, Reading
1984 .....Pat Adams, Glens Falls
1985 .....Cory Snyder, Waterbury
1986 .....Rafael Palmeiro, Pittsfield
1987 .....Mark Grace, Pittsfield
1988 .....Rob Richie, Glens Falls
1989 .....Wes Chamberlain, Harrisburg
1990 .....Jeff Bagwell, New Britain
1991 .....Matt Stairs, Harrisburg
1992 .....Russ Davis, Albany-Colonie
1993 .....Cliff Floyd, Harrisburg
1994 .....Mark Grudzielanek, Harrisburg
1995 .....Jay Payton, Binghamton
1996 .....Vladimir Guerrero, Harrisburg
1997 .....Kevin Millar, Portland
1998 .....Calvin Pickering, Bowie
1999 .....Andy Tracy, Harrisburg
2000 .....Adam Hyzdu, Altoona
2001 .....Marlon Byrd, Reading
2002 .....Victor Martinez, Akron
2003 .....Alexis Rios, New Haven
2004 .....Ryan Howard, Reading
2005 .....Mike Jacobs, Binghamton
2006 .....Adam Lind, New Hampshire
2007 .....Jordan Brown, Akron
2008 .....Lou Montanez, Bowie
2009 .....Carlos Santana, Akron
2010 .....Brandon Laird, Trenton
2011 .....Travis d'Arnaud, New Hampshire
2012 .....Darin Ruf, Reading
2013 .....Allan Dykstra, Binghamton
2014 .....Steven Moya, Erie
2015 .....Brock Stassi, Reading
2016 .....Dylan Cozens, Reading
2017 .....Garabez Rosa, Bowie
2018 .....Cavan Biggio, New Hampshire
2019 .....Chris Gittens, Trenton

EASTERN LEAGUE PITCHER OF THE YEAR

1985.....Brad Arnsberg, Albany-Colonie
1986.....Jim Neidlinger, Nashua
1987.....Rob Lopez, Vermont
1988.....Cesar Mejia, Glens Falls
1989.....Rodney Imes, Albany-Colonie
1990.....Mike Gardiner, Williamsport
1991.....Arthur Rhodes, Hagerstown
1992.....Bobby Jones, Binghamton
1993.....Joey Eischen, Harrisburg
1994.....Juan Acevedo, New Haven
1995.....Paul Wilson, Binghamton
1996.....Carl Pavano, Trenton
1997.....Mike Vavrek, New Haven
1998.....Brent Stentz, New Britain
1999.....Michael Tejera, Portland
2000.....Greg Wooten, New Haven
2001.....John Stephens, Bowie
2002.....Ryan Madson, Reading
2003.....Sean Burnett, Altoona
2004.....Gustavo Chacin, New Hampshire
2005.....Jon Lester, Portland
2006.....Adam Miller, Akron
2007.....Alan Horne, Trenton
2008.....Brad Bergesen, Bowie
2009.....Jeanmar Gomez, Akron
2010.....Kyle Drabek, New Hampshire
2011.....Brad Peacock, Harrisburg
2012.....Chris Heston, Richmond
2013.....Anthony Ranaudo, Portland
2014.....Henry Owens, Portland
2015.....Michael Fulmer, Erie/Binghamton
2016.....German Marquez, Hartford
2017.....Corey Oswalt, Binghamton
2018.....Keegan Akin, Bowie
2019.....Matt Manning, Erie

EASTERN LEAGUE ROOKIE OF THE YEAR

1996.....Vladimir Guerrero, Harrisburg
1997.....Mark Kotsay, Portland
1998.....Calvin Pickering, Bowie
1999.....Pat Burrell, Reading
2000.....Alex Escobar, Binghamton
2001.....Marlon Byrd, Reading
2002.....Dee Haynes, New Haven
2003.....Grady Sizemore, Akron
2004.....Ryan Howard, Reading
2005.....Chris Roberson, Reading
2006.....Kory Casto, Harrisburg
2007.....Jordan Brown, Akron
2008.....Wes Hodges, Akron
2009.....Michael Taylor, Reading
2010.....Brandon Laird, Trenton
2011.....Starling Marte, Altoona
2012.....Darin Ruf, Reading
2013.....Alex Dickerson, Altoona
2014.....Michael Taylor, Harrisburg
2015.....Gavin Cecchini, Binghamton
2016.....Rhys Hoskins, Reading
2017.....Francisco Mejia, Akron
2018.....Cavan Biggio, New Hampshire
2019.....Jose Azocar, Erie

EASTERN LEAGUE MANAGER OF THE YEAR

1960.....Frank Lucchesi, Williamsport
1961.....Andy Gilbert, Springfield
1962.....Frank Lucchesi, Williamsport
1963.....John Lipson, Charleston
1964.....Earl Weaver, Elmira
1965.....Eddie Popowski, Pittsfield
1966.....Darrell Johnson, Elmira
1967.....Jack Reed, Binghamton
1968.....Billy Gardner, Pittsfield
1969.....Joe Morgan, York
1970.....John "Red" Davis, Waterbury
1971.....Jim Snyder, Trois Rivieres
1972.....Karl Kuehl, Quebec City
1973.....Doc Edwards, West Haven
1974.....Stan Williams, Bristol
1975.....Bob Wellman, Reading
1976.....Roy Majtyka, Trois Rivieres
1977.....Mike Ferraro, West Haven
.....Andy Gilbert, Waterbury
1978.....Lee Elia, Reading
1979.....Stump Merrill, West Haven
1980.....Lee Sigman, Holyoke
1981.....Jim Mahoney, Glens Falls
1982.....Mickey Bowers, Lynn
1983.....Bill Dancy, Reading
1984.....Keith Lieppman, Albany-Colonie
1985.....Barry Foote, Albany-Colonie
1986.....Bob Schaefer, Glens Falls
1987.....Dave Trembley, Harrisburg
1988.....Rich Morales, Vermont
1989.....Buck Showalter, Albany-Colonie
1990.....Chris Cambliss, London
1991.....Mike Quade, Harrisburg
1992.....Steve Swisher, Binghamton
1993.....Jim Tracy, Harrisburg
1994.....Dave Jauss, Harrisburg
1995.....Bill Dancy, Reading
1996.....Carlos Tosca, Portland
1997.....Al LeBeouf, Reading
1998.....John Gibbons, Binghamton
1999.....DeMarlo Hale, Trenton
2000.....Gary Varsho, Reading
2001.....Stan Cliburn, New Britain
2002.....Brad Komminsk, Akron
2003.....Marty Pevey, New Haven
2004.....Mike Basso, New Hampshire
2005.....Torey Lovullo, Akron
2006.....Tim Bogar, Akron
2007.....Matt Walbeck, Erie
2008.....Brad Komminsk, Bowie
2009.....Mike Sarbaugh, Akron
2010.....Matt Walbeck, Altoona
2011.....Sal Fasano, New Hampshire
2012.....Tony Franklin, Trenton
2013.....Pedro Lopez, Binghamton
2014.....Billy McMillon, Portland
2015.....Dusty Wathan, Reading
2016.....Dusty Wathan, Reading
2017.....Bobby Mitchell, Trenton
2018.....John Schneider, New Hampshire
2019.....Buck Britton, Bowie

EASTERN LEAGUE EXECUTIVE OF THE YEAR

1986.....Julian McCracken, Reading
1987.....Rick Redd, Harrisburg
1988.....Chuck Domino, Reading
1989.....Chuck Domino, Reading
1990.....Scott Carter, Harrisburg
1991.....Craig Stein, Reading
1992.....R.C. Reuteman, Binghamton
1993.....Keith Lupton, Bowie
1994.....Charlie Eshbach, Portland
1995.....Wayne Hodes, Trenton
1996.....Todd Vander Woude, Harrisburg
1997.....Chuck Domino, Reading
1998.....Wayne Hodes, Trenton
1999.....Jon Danos, Bowie
2000.....Bill Dowling, New Britain
2001.....Todd Vander Woude, Harrisburg
2002.....Charlie Eshbach, Portland
2003.....Rick Brenner, Trenton
2004.....Todd Parnell, Altoona
2005.....Scott Brown, Binghamton
2006.....Chuck Domino, Reading
2007.....Scott Hunsicker, Reading
2008.....Rick Brenner, New Hampshire
2009.....John Willi, New Britain
2010.....Chuck Domino, Richmond
2011.....Will Smith, Trenton
2012.....Scott Hunsicker, Reading
2013.....Todd Parnell, Richmond
2014.....Rob Egan, Altoona
2015.....Geoff Iacuessa, Portland
2016.....Jim Pfander, Akron
2017.....Tim Restall, Hartford
2018.....Jeff Hurley, Trenton
2019.....Todd Parnell, Richmond

MINOR LEAGUE BASEBALL RAWLINGS WOMAN EXECUTIVE OF THE YEAR

2006.....Ashley Forlini, Reading

MINOR LEAGUE BASEBALL CHARLES K. MURPHY PATRIOT AWARD

2017.....Richard Tylicki, Binghamton

MINOR LEAGUE BASEBALL JOHN H. MOSS COMMUNITY SERVICE AWARD

2018.....Reading Fightin Phils
2019.....Hartford Yard Goats

Members of the Hartford Yard Goats receive the 2019 John H. Moss Community Service Award

MINOR LEAGUE BASEBALL JOHN H. JOHNSON AWARD

2000.....Portland Sea Dogs
2003.....Reading Phillies
2005.....Trenton Thunder
2006.....Altoona Curve

MINOR LEAGUE BASEBALL LARRY MACPHAIL AWARD

1994.....Reading Phillies
1999.....Reading Phillies
2003.....Trenton Thunder
2004.....Altoona Curve
2010.....New Hampshire Fisher Cats
2015.....Akron RubberDucks

MINOR LEAGUE BASEBALL WARREN GILES AWARD

1984.....Charlie Eshbach
2000.....Bill Troubh
2006.....Joe McEacharn
2019.....Joe McEacharn

BASEBALL AMERICA MINOR LEAGUE EXECUTIVE OF THE YEAR

2003.....Chuck Domino, Reading
2011.....Todd Parnell, Richmond

BASEBALL AMERICA MINOR LEAGUE PLAYER OF THE YEAR

1993.....Manny Ramirez, Canton
1994.....Derek Jeter, Albany
2001.....Josh Beckett, Portland
2003.....Joe Mauer, New Britain
2008.....Matt Wieters, Bowie
2016.....Yoan Moncada, Portland
2018.....Vladimir Guerrero Jr., New Hampshire

BASEBALL AMERICA MINOR LEAGUE MANAGER OF THE YEAR

1989.....Buck Showalter, Albany
1996.....Carlos Tosca, Portland
2006.....Todd Claus, Portland
2007.....Matt Walbeck, Erie
2016.....Dave Wallace, Akron

BASEBALL AMERICA MINOR LEAGUE TEAM OF THE YEAR

1993.....Harrisburg Senators
1999.....Trenton Thunder
2002.....Akron Aeros
2009.....Akron Aeros
2014.....Portland Sea Dogs

BASEBALL AMERICA DOUBLE-A FREITAS AWARD

1991.....Reading Phillies
1993.....Harrisburg Senators
1997.....Bowie Baysox
1998.....Trenton Thunder
1999.....Portland Sea Dogs
2000.....Reading Phillies
2003.....New Britain Rock Cats
2006.....Altoona Curve
2009.....New Hampshire Fisher Cats
2011.....Harrisburg Senators
2015.....Richmond Flying Squirrels
2017.....Reading Fightin Phils

EASTERN LEAGUE ALL-STAR TEAM (1946-2019)

1946

C	Tex Aulds, Scranton
1B	Len Kensecke, Scranton
2B	Al Kozar, Scranton
3B	Victor Barnhart, Albany
SS	Carl Cox, Albany
OF	Joe Frazier, Wilkes-Barre
OF	Sam Mele, Scranton
OF	Don Manno, Hartford
UTL	Ray Uniak, Binghamton
UTL	Nick Picciuto, Utica
P	Tom Fine, Scranton
P	Bob Kuzava, Wilkes-Barre

1947

C	Stan Lopata, Utica
1B	Frank Heller, Williamsport
2B	Ralph Caballero, Utica
3B	Pinky May, Albany
SS	Granny Hamner, Utica
OF	Richie Ashburn, Utica
OF	Johnny Groth, Williamsport
OF	Ken Wood, Elmira
UTL	Harry Heslet, Binghamton
P	Mike Garcia, Wilkes-Barre
P	Dick Koecher, Utica

1948

C	Joe Ginsberg, Williamsport
1B	Billy Glynn, Utica
2B	Fred Lanifero, Albany
3B	Bruce Blanchard, Williamsport
SS	Frank Staucet, Albany
OF	Don Manno, Albany
OF	Dick Welker, Utica
OF	Ken Humphrey, Williamsport
UTL	Frank Bocek, Binghamton
P	Lou Kretlow, Williamsport
P	Dick Koecher, Utica

1949

C	Frank Baldwin, Hartford
1B	Henry Ertman, Hartford
2B	Bill Reed, Hartford
3B	Herschel Held, Albany
SS	Frank Staucet, Albany
OF	Ted DelGuercio, Scranton
OF	Harry Simpson, Wilkes-Barre
OF	Gus Bell, Albany
P	Orie Arntzen, Albany
P	Whitey Ford, Binghamton

1950

C	Dick Kinaman, Wilkes-Barre
1B	George Crowe, Hartford
2B	Doug Hansen, Wilkes-Barre
3B	Walt Derucki, Utica
SS	Jim Brideweser, Binghamton
OF	Russ Sullivan, Williamsport
OF	Clark Henry, Albany
OF	Art Schult, Binghamton
P	Bob Chakales, Wilkes-Barre
P	Pete Fox, Hartford

1951

C	Sammy White, Scranton
1B	Dick Gernert, Scranton
2B	Dick Young, Schenectady
3B	Bob Wilson, Elmira
SS	Don Zimmer, Elmira
OF	Bob DiPietro, Scranton
OF	Dave Pope, Wilkes-Barre
OF	Eulas Hutson, Wilkes-Barre
P	Gene Conley, Hartford
P	Bill George, Schenectady

1952

C	Jim Robertson, Binghamton
1B	Paul Campbell, Williamsport
2B	Stanley Pawloski, Reading
3B	Frank Verdi, Binghamton
3B	Herbert Rossman, Albany
SS	Ted Kazanski, Schenectady
OF	Mike Lutz, Reading
OF	Bill Smith, Hartford
OF	Rufus Jake Crawford, Scranton
P	Charles Haig, Albany
P	Roberto Vargas, Reading

1953

C	Kenneth Worley, Elmira
C	Charles Saverine, Schenectady
1B	Joe Altobelli, Reading
2B	James Cleverly, Reading
3B	Jim Finigan, Binghamton
SS	Tom Korczowski, Wilkes-Barre
OF	Danny Schell, Schenectady
OF	Rocky Colavito, Reading
OF	James Engleman, Binghamton
P	Wally Burnette, Binghamton
P	Steve Kraly, Binghamton

1954

C	Joe Pignatano, Elmira
1B	Fred Koenig, Allentown
2B	Bobby Richardson, Binghamton
3B	Clyde Parris, Elmira
SS	Sherwin Dixon, Allentown
OF	Fred Flemming, Wilkes-Barre
OF	Joe Belcastro, Albany
OF	Stan Palys, Schenectady
P	Al Schroll, Albany
P	Jim Stump, Wilkes-Barre
P	Clifford Ross, Schenectady
P	Hank Aguirre, Reading

1955

C	John Blanchard, Binghamton
C	William Onuska, Williamsport
1B	Neal Hertweck, Allentown
2B	Martin Devlin, Elmira
3B	Milt Graff, Williamsport
SS	Richard Barone, Williamsport
OF	Roger Maris, Reading
OF	Sam Suplizio, Binghamton
OF	John Zeke Bella, Binghamton
P	Jim Singleton, W-B/Johnstown
P	Don Minnick, Reading

1956

C	Lamar North, Binghamton
C	Richard Czekaj, Allentown
1B	Tony Bartirome, Williamsport
2B	Moises Camacho, Allentown
3B	Dick Sanders, Binghamton
SS	Pumpsie Green, Albany
OF	Gerald Thomas, Allentown
OF	Don Landrum, Schenectady
OF	Marvin Melton, Johnstown
P	Richard Bunker, Schenectady
P	Bobby Locke, Reading

1957

C	Frank Biskup, Reading
C	Lamar North, Binghamton
1B	Matthew Daskalakis, Albany
2B	Bob Deakin, Binghamton
3B	Ramon Conde, Springfield
SS	Paul Jones, Reading
OF	Deron Johnson, Binghamton
OF	Felipe Alou, Springfield
OF	Dave Mann, Reading
P	Ed Dick, Binghamton
P	Leverette Spencer, Allentown

1958

C	Roger McCardell, Springfield
C	Don Gile, Allentown
1B	Walt Matthews, York
2B	Steve Jankowski, Reading
3B	Jose Pagan, Springfield
SS	Chico Valentin, Albany
OF	John Easton, Williamsport
OF	Dave Mann, reading
OF	Paul Leslie, York
U IF	Cooter Jones, Reading
U OF	Dale Bennetch, Williamsport
P	Ed Drapcho, Reading
P	Bill Stafford, Binghamton

1959

C	Bob Tillman, Allentown
C	Tom Haller, Springfield
1B	Fred Hopke, Williamsport
2B	Wilbur Johnson, Williamsport
3B	James Woods, Lancaster
SS	Mike de la Hoz, Reading
OF	Tony Curry, Williamsport
OF	Dave Mann, Reading
OF	Lou Jackson, Lancaster
U IF	Chico Valentin, Albany
U OF	Bill Kern, Albany
P	Julius Grant, Reading
P	Juan Marichal, Springfield

1960

C	Dick Harris, Williamsport
C	Tim Talton, Springfield
1B	Bud Zipfel, Binghamton
2B	Pedro Gonzalez, Binghamton
3B	Don Eaddy, Lancaster
SS	Larry Brown, Reading
OF	Don Lock, Binghamton
OF	John Herrnstein, Williamsport
OF	Bill Williams, Reading
P	Julius Grant, Reading
P	Jim Duffalo, Springfield

1961

C	Archie Skeen, Johnstown
C	Larry Cutright, Williamsport
1B	Charley Keller, Binghamton
2B	Lou Vassie, Williamsport
3B	George Banks, Binghamton
SS	Tony Martinez, Reading
OF	Jim O'Rourke, Lancaster
OF	Bob Stotsky, Johnstown
OF	Keith Williams, Reading
UTL	Danny Cater, Williamsport
P	Gerry Thomas, Springfield
P	Marcelino Lopez, Williamsport

1962

C	Duke Sims, Charleston
C	Bob Barton, Springfield
1B	Ken Harrelson, Binghamton
2B	Bobby Sanders, Williamsport
3B	Jim Ray Hart, Springfield
SS	Dalton Jones, York
OF	Richie Allen, Williamsport
OF	Ray Youngdahl, Elmira
OF	Jerry Griffin, Williamsport
P	Dave McNally, Elmira
P	Herm Starrette, Elmira

1963

C	Frank Zupo, York
1B	Robert Chance, Charleston
2B	Dan Wallace, Elmira
3B	Mickey McGuire, Elmira
SS	Rico Petrocelli, Reading
OF	Tony Curry, Charleston
OF	Duke Sims, Charleston
OF	Jim Liggett, Elmira
OF	Bob Stotsky, Reading
P	Darold Knowles, Elmira
P	Frank Linzy, Springfield

1964

C	Andy Etchebarren, Elmira
C	Mike Ryan, Reading
1B	Tony Horton, Reading
2B	Johnny Parker, Charleston
3B	Frank Johnson, Springfield
SS	Mike Andrews, Reading
OF	Paul Blair, Elmira
OF	Ron Swodoba, Williamsport
OF	Jim McClain, Springfield
LHP	Frank Bertania, Elmira
RHP	Tom Arruda, Springfield

1965

C	Owen Johnson, Pittsfield
1B	Johnny Riddle, Elmira
2B	Johnny Parker, Reading
3B	George Scott, Pittsfield
SS	Mark Belanger, Elmira
OF	Chris Colletta, Pittsfield
OF	Harold Allen, York
OF	Howard Bedell, York
LHP	Bill MacLeod, Pittsfield
RHP	Tom Arruda, Springfield

1966

C	Lloyd Flodin, Williamsport
1B	Tony Torchia, Pittsfield
2B	Dave Nelson, Pawtucket
3B	Frank Peters, Elmira
SS	Kevin Collins, Williamsport
OF	Howie Bedell, York
OF	Curt Motton, Elmira
OF	Bob Taylor, Waterbury
P	Fred Beene, Elmira
P	Tom Fisher, Elmira

1967

C	Gerald Moses, Pittsfield
1B	David McDonald, Binghamton
2B	Donald Mason, Waterbury
3B	Earl Scripture, Elmira
SS	Damaso Blanco, Waterbury
OF	William Schlesinger, Pittsfield
OF	Bernard Smith, Williamsport
OF	Mervin Rettemund, Elmira
P	Kenneth Brett, Pittsfield
P	James Horsford, Binghamton

1968

C	Kenneth Watkins, Reading
C	Thurmon Munson, Binghamton
1B	James Campbell, Elmira
2B	Robert Doyle, Reading
3B	Carmen Fanzone, Pittsfield
SS	Luis Alyardo, Pittsfield
OF	Anthony Torchia, Pittsfield
OF	Alfredo Rico, Elmira
OF	Howard Bedell, Reading
P	Richard Baney, Pittsfield
P	Gareth Jones, Binghamton

1969

C	Fred Kendall, Elmira
C	Carlton Fisk, Pittsfield
1B	Ronald Allen, Reading
2B	Patrick Locanto, Reading
3B	Edward Gagle, Manchester
SS	Pablo Cruz, York
OF	Robert Kelly, Reading
OF	Ronald Blomberg, Manchester
OF	Jose Mangual, York
P	Kenneth Reynolds, Reading
P	Joseph Dawson, Manchester

1970

C	Richard Stelmaszek, Pittsfield
1B	Gregory Luzinski, Reading
2B	Harold Hunter, Pawtucket
3B	Luther Quinn, Waterbury
SS	Colbert Harrah, Pittsfield
OF	Dennis Baldridge, Manchester
OF	Eugene Clines, Waterbury
OF	Melwood Civil, Waterbury
P	William Gogolewski, Pittsfield
P	John Curtis, Pawtucket

1971

C	William Fahey, Pittsfield
1B	Andre Thornton, Reading
2B	Joseph Lovitto, Pittsfield
3B	Gary Sanaerino, Elmira
SS	Jesus Frias, Quebec City
OF	Gene Locklear, Trois Rivieres
OF	Jose Mangual, Quebec City
OF	Robert Carson, Manchester
P	Mike Ruddell, Trois Rivieres
P	Craig Skok, Pawtucket

1972

C	Barry Foote, Quebec City
1B	Daniel Driessen, Trois Rivieres
2B	Thomas Silicato, Reading
3B	Jose Gonzalez, Sherbrooke
SS	Larry Lintz, Quebec City
OF	Leslie Spikes, West Haven
OF	David Augestine, Sherbrooke
OF	George Griffey, Trois Rivieres
P	Laurence Gowell, West Haven
P	William McEnaney, Trois Rivieres

1973

C	James Essian, Reading
1B	Thomas Robson, Pittsfield
2B	Michael Cubbage, Pittsfield
3B	Luther Quinn, Sherbrooke
SS	Mario Mendoza, Sherbrooke
OF	Jesus Alvarez, Waterbury
OF	David Arrington, Sherbrooke
OF	James Rice, Bristol
P	Gregory Heydeman, Waterbury
P	Charles Ross, Bristol

1974

C	Kenneth Macha, Thetford Mines
1B	Jack Baker, Bristol
2B	Freddie Andrews, Reading
2B	William Randolph, Thet. Mines
3B	Larry Parrish, Quebec City
SS	Roy Smalley, Pittsfield
OF	Warren Cromartie, Quebec City
OF	Jose Moreno, Thetford Mines
OF	Joe Simpson, Waterbury
P	Steven Barr, Bristol

1975

C	John Bastable, Reading
1B	David Bergman, West Haven
2B	Lenn Sakata, Thetford Mines
3B	Clell Hobson, Bristol
SS	Rafael Landestoy, Waterbury
OF	Gary Roeneke, Quebec City
OF	Richard Bossetti, Reading
OF	Wendell Alston, West Haven
UTL	Ellcott Wills, Pittsfield
P	Randy Lerch, Reading
P	Thomas Farias, Bristol
P	Douglas Heinold, West Haven

1976

C	Timothy Blackwell, Reading
1B	Pedro Guerrero, Waterbury
2B	Charles Meyers, Bristol
3B	James Gantner, Pittsfield
SS	Ronald Oester, Trois Rivieres
OF	Steven Henderson, Trois Rivieres
OF	Danny Thomas, Pittsfield
OF	Richard Berg, Bristol
OF	Larry Murray, West Haven
P	Gerald Hannahs, Quebec City
P	Paul Moskau, Trois Rivieres

1977

C	Jerry Narron, West Haven
1B	Harry Spilman, Trois Rivieres
2B	Tony Bernazard, Quebec City
3B	Tim Doerr, Trois Rivieres
SS	Rafel Santo Domingo, T. Rivieres
OF	Gary Smith, West Haven
OF	Casey Parsons, Waterbury
OF	Gary Purcell, Bristol
OF	Lanny Phillips, Holyoke
DH	George Weicker, Trois Rivieres
P	Alan Wirth, Waterbury
P	Jeff Little, Waterbury

1978

C	Mike Heath, West Haven
1B	Jim McDonald, West Haven
2B	Mike Rex, Waterbury
3B	Neil Rasmussen, Holyoke
SS	Mike Henderson, Holyoke
OF	Jeff Yurak, Holyoke
OF	Rick Stenholm, West Haven
OF	Ricky Henderson, Jersey City
OF	Nate Chapman, West Haven
DH	John Hughes, Reading
UTL	Dennis Sherrill, West Haven
UTL	Julio Valdez, Bristol
P	Steve Schneck, Bristol
P	Paul Semall, West Haven

1979

C	Tony Pena, Buffalo
1B	Chick Valley, Buffalo
2B	Jerry McDonald, Buffalo
3B	Wade Boggs, Bristol
SS	Tom Soto, Holyoke
OF	Rick Lancellotti, Buffalo
OF	Joe Lefebvre, West Haven
OF	Luis Salazar, Buffalo
OF	George Vukovich, Reading
DH	Dave Schmidt, Bristol
UTL	John Loviglio, Reading
RHP	Bob Walk, Reading
LHP	Dave Righetti, West Haven

1980

C	Adalberto Ortiz, Buffalo
1B	Hediberto Vargas, Buffalo
2B	Steven Curry, Reading
3B	Nicholas Esasky, Waterbury
SS	Ryne Sandberg, Reading
OF	Kevin Bass, Holyoke
OF	Robert Dernier, Reading
OF	David Green, Holyoke
OF	Randall Johnson, Glens Falls
DH	Alfred Torres, Buffalo
DH	Osvaldo Virgil, Reading
P	Mark Davis, Reading
P	Jose Brito, Waterbury

1981

C	Miguel Ibarra, Reading
1B	Gregory Walker, Glens Falls
2B	Thomas Lawless, Waterbury
3B	Edward Jurak, Bristol
SS	Julio Franco, Reading
OF	Michael Brown, Holyoke
OF	Luis Rois, Glens Falls
OF	Randall Johnson, Glens Falls
DH	Ronald Kittle, Glens Falls
UTL	Joseph Bruno, Reading
RHP	Brian Denman, Bristol
LHP	Gorman Heimueller, W. Haven

1982

C	Joel Skinner, Glens Falls
1B	Reggie Whittemore, Bristol
2B	Tim Hulett, Glens Falls
3B	Skeeter Barnes, Waterbury
SS	Jackie Gutierrez, Bristol
OF	Jim Bennett, West Haven
OF	Dave Yobs, Glens Falls
OF	John Moses, Lynn
DH	Al Torres, Buffalo
UTL	Phil Klimas, Glens Falls
RHP	Dennis Boyd, Bristol
LHP	Bill Krueger, West Haven

1983

C	Darren Daulton, Reading
1B	Francisco Melendez, Reading
2B	Shanie Dugas, Buffalo
3B	Timothy Pyznarski, Albany
SS	Rafael Belliard, Lynn
OF	Benito Distefano, Lynn
OF	Thomas Romano, Albany
OF	Jeffrey Stone, Reading
UTL	Kenneth Dowell, Reading
RHP	Curtis Heidenreich, Waterbury
LHP	Donald Carman, Reading
RP	Jeffrey Zaske, Lynn

1984

C	Mickey Tettleton, Albany
1B	Pat Adams, Glens Falls
2B	Norm Carrasco, Waterbury
3B	Rick Stromer, Waterbury
SS	Jeff Moronko, Buffalo
OF	Kal Daniels, Vermont
OF	Don Carter, Buffalo
OF	John Cangelosi, Glens Falls
DH	Wally Joyner, Waterbury
UTL	Thad Reece, Albany
RHP	Scott Terry, Vermont
LHP	Dave Lochner, Vermont
RP	Chuck Dale, New Britain

1985

C	Andy Allanson, Waterbury
1B	Russ Morman, Glens Falls
2B	Jeff Treadway, Vermont
3B	Cory Snyder, Waterbury
SS	Mike Brumley, Pittsfield
OF	Dana Williams, New Britain
OF	Randy Washington, Waterbury
OF	David Clark, Waterbury
DH	Orestes Destrade, Albany
UTL	Steve Hammond, Pittsfield
RHP	Brad Arnsberg, Albany
LHP	Scott Bailes, Nashua/Waterbury
RP	Barry Jones, Nashua

1986

C	Rey Palcios, Glens Falls
1B	Phil Stephenson, Pittsfield
2B	Jose Lind, Nashua
3B	Len Harris, Vermont
SS	Paul Noce, Pittsfield
OF	Rafael Palmeiro, Pittsfield
OF	Jim Olander, Reading
OF	Dan Boever, Vermont
DH	Bernardo Brito, Waterbury
UTL	Jay Bell, Waterbury
RHP	Jim Neidlinger, Nashua
LHP	Steve Searcy, Glens Falls
RP	Jeff Gray, Vermont

1987

C	Tom Prince, Harrisburg
1B	Mark Grace, Pittsfield
2B	Tom Barrett, Reading
3B	Doug Strange, Glens Falls
SS	Ken Jackson, Reading
OF	Dwight Smith, Pittsfield
OF	Darren Reed, Albany
OF	Tommy Gregg, Harrisburg
DH	Mark Higgins, Williamsport
UTL	Benny Ruiz, Glens Falls
RHP	Rob Lopez, Vermont
LHP	Rich Sauveur, Harrisburg
RP	Todd Frohwirth, Reading

1988

C	Chris Hoiles, Glens Falls
1B	Kevin Maas, Albany
2B	Andy Stankiewicz, Albany
3B	Shane Turner, Reading
SS	Omar Vizquel, Vermont
OF	Rob Richie, Glens Falls
OF	Jerome Walton, Pittsfield
OF	Oscar Azocar, Albany
DH	Jim Wilson, Vermont
UTL	Bryan House, Pittsfield
RHP	Cesar Mejia, Glens Falls
LHP	Ken Williams, Glens Falls
RP	Dean Wilkins, Pittsfield

1989

C	Jeff Banister, Harrisburg
1B	Rob Sepanek, Albany
2B	Andy Stankiewicz, Albany
3B	Leo Gomez, Hagerstown
SS	Travis Fryman, London
OF	Wes Chamberlain, Harrisburg
OF	Beau Allred, Canton-Akron
OF	Joey Belle, Canton-Akron
DH	Troy Neel, Canton-Akron
UTL	Jim Leyritz, Albany
RHP	Rodney Imes, Albany
LHP	Steve Adkins, Albany
RP	Daryl Irvine, New Britain

1990

C	Mitch Lyden, Albany
1B	Rico Brogna, London
2B	Pat Kelly, Albany
3B	Jeff Bagwell, New Britain
SS	Mark Lewis, Canton-Akron
OF	Scott Meadows, Hagerstown
OF	Bernie Williams, Albany
OF	Luis Mercedes, Hagerstown
DH	Jeff Grotewold, Hagerstown
UTL	Gary Alexander, Reading
RHP	Mike Gardiner, Williamsport
LHP	Randy Tomlin, Harrisburg
RP	Darrin Chapin, Albany

1991

C	Bob Natal, Harrisburg
1B	J.T. Snow, Albany
2B	Rodney Lofton, Hagerstown
3B	Jim Thome, Canton-Akron
SS	Dave Silvestri, Albany
OF	Rob Katzaroff, Harrisburg
OF	Bruce Dostal, Reading
OF	Jeromy Burnitz, Williamsport
DH	Carlos Martinez, Canton-Akron
UTL	Matt Stairs, Harrisburg
RHP	Ed Martel, Albany
LHP	Arthur Rhodes, Hagerstown
RP	Larry Stanford, Albany

1992

C	Mike Lieberthal, Reading
1B	Ivan Cruz, London
2B	Hector Vargas, Albany
3B	Russ Davis, Albany
SS	Mike Lansing, Harrisburg
OF	Ken Ramos, Canton-Akron
OF	Mark Smith, Hagerstown
OF	Tracy Sanders, Canton-Akron
DH	Greg Sparks, London
UTL	Don Sparks, Albany
RHP	Bobby Jones, Binghamton
LHP	Ed Riley, New Britain
RP	Len Picota, Harrisburg

1993

C	Gregg Zaun, Bowie
1B	Cliff Floyd, Harrisburg
2B	Quilvio Veras, Binghamton
3B	Butch Huskey, Binghamton
SS	Robert Eenhorn, Albany-Colonie
OF	Manny Ramirez, Canton-Akron
OF	Omar Ramirez, Canton-Akron
OF	Rondell White, Harrisburg
DH	T.R. Lewis, Bowie
DH	Alan Zinter, Binghamton
P	Albie Lopez, Canton-Akron
P	Felipe Lira, London
P	Gabe White, Harrisburg

1994

C	Charles Johnson, Portland
1B	Tate Seefried, Albany
2B	Hector Vargas, Bowie
3B	Bryn Kosco, New Haven
SS	Mark Grudzielanek, Harrisburg
OF	Curtis Goodwin, Bowie
OF	Jose Malave, New Britain
OF	Kevin Northrup, Harrisburg
DH	Tony Clark, Trenton
P	Jimmy Haynes, Bowie
P	Rob Pedraza, New Haven
P	Bill Pulsipher, Binghamton
P	Alberto Reyes, Harrisburg
P	Juan Acevedo, New Haven

1995

C	Mike Figga, Norwich
1B	David Kennedy, New Haven
2B	Todd Walker, New Britain
3B	Rob Grable, Reading
SS	Nomar Garciaparra, Trenton
OF	Angel Echevarria, New Haven
OF	Billy McMillon, Portland
OF	Jay Payton, Binghamton
DH	Pork Chop Pough, Trenton
P	Paul Wilson, Binghamton
P	Eric Ludwick, Binghamton
P	Jay Powell, Portland
P	Dan Serafini, New Britain

1996

C	Walt Mckeel, Trenton
1B	Todd Helton, New Haven
2B	Luis Castillo, Portland
3B	Scott Rolen, Reading
SS	Enrique Wilson, Canton-Akron
OF	Todd Dunwoody, Portland
OF	Vladimir Guerrero, Harrisburg
OF	Adam Hyzdu, Trenton
DH	Rod McCall, Canton-Akron
RHP	Carl Pavano, Trenton
RHP	Mike Welch, Binghamton
LHP	Matt Beech, Reading
LHP	Tony Saunders, Portland

1997

C	Bob Henley, Harrisburg
1B	Kevin Millar, Portland
2B	Rudy Gomez, Norwich
3B	Corey Koskie, New Britain
SS	Alex Gonzalez, Portland
OF	Mark Kotsay, Portland
OF	David Dellucci, Bowie
OF	Derrick Gibson, New Haven
UTL	Lionel Hastings, Portland
DH	Chan Perry, Akron
RHP	Mike Saipe, New Haven
RHP	Steve Montgomery, Bowie
LHP	Mike Vavrek, New Haven
LHP	Jesus Sanchez, Binghamton

1998

C	Michael Barrett, Harrisburg
1B	Calvin Pickering, Bowie
2B	Marcos Scutaro, Akron
3B	Jose Fernandez, Harrisburg
SS	Cristian Guzman, New Britain
OF	Jacque Jones, New Britain
OF	Scott Hunter, Binghamton
OF	Dernell Stenson, Trenton
DH	Doug Mientkiewicz, New Britain
RHP	Mike Lincoln, New Britain
LHP	Mike Kusiewicz, New Haven
RP	Brent Stentz, New Britain

1999

C	Brian Schneider, Harrisburg
1B	Nick Johnson, Norwich
2B	David Eckstein, Trenton
3B	Andy Tracy, Harrisburg
SS	Alfonso Soriano, Norwich
OF	Raul Gonzalez, Trenton
OF	Pat Burrell, Reading
OF	Scott Morgan, Akron
OF	Julio Ramirez, Portland
UTL	Larry Barnes, Erie
DH	Chris Norton, Portland
R-SP	Tony Armas, Harrisburg
R-SP	Brian Cooper, Erie
L-SP	Matt Riley, Bowie
L-SP	Michael Tejera, Portland
RP	Eric Cammack, Binghamton

2000

C	Mike Kinkade, Bing./Bowie
1B	Shea Hillenbrand, Trenton
2B	Pablo Ozuna, Portland
3B	Scott Seabol, Norwich
SS	Ramon Vazquez, New Haven
OF	Adam Hyzdu, Altoona
OF	Alex Escobar, Binghamton
OF	Eric Valent, Reading
UTL	Rick Short, Bowie
DH	Juan Thomas, New Haven
R-SP	Greg Wooten, New Haven
R-SP	Donnie Bridges, Harrisburg
L-SP	Sam McConnell, Altoona
L-SP	Wilson Guzman, Altoona
RP	Jerrod Riggan, Binghamton

2001

C	Mike Rivera, Erie
1B	Eric Munson, Erie
2B	Willie Harris, Bowie
3B	Michael Cuddyer, New Britain
SS	Omar Infante, Erie
OF	Marcus Thames, Norwich
OF	Dustan Mohr, New Britain
OF	Marlon Byrd, Reading
UTL	J.P. Roberge, Reading
DH	Alejandro Freire, Erie
R-SP	John Stephens, Bowie
L-SP	Bard Thomas, New Britain
RP	Alex Pacheco, Norwich

2002

C	Victor Martinez, Akron
1B	Carlos Rivera, Altoona
2B	Jesus Medrano, Portland
3B	Travis Chapman, Reading
SS	Jose Reyes, Binghamton
OF	Tony Alvarez, Altoona
OF	Lew Ford, New Britain
OF	Dee Haynes, New Haven
OF	Cody Ross, Erie
UTL	Freddy Sanchez, Trenton
DH	John Gall, New Haven
R-SP	Ryan Madson, Reading
L-SP	Billy Traber, Akron
RP	Matt Duff, New Haven

2003

C	Guillermo Quiroz, New Haven
1B	Craig Brazell, Binghamton
2B	Mike Fontenot, Bowie
3B	Terry Tiffee, New Britain
SS	Jason Bartlett, New Britain
OF	Jeff Inglin, Reading
OF	Alex Rios, New Haven
OF	Grady Sizemore, Akron
UTL	Kevin Youkilis, Portland
DH	Alejandro Freire, Norwich
R-SP	Kyle Denney, Akron
L-SP	Sean Burnett, Altoona
RP	Brian Schmack, Erie

2004

C	Ronny Paulino, Altoona
1B	Ryan Howard, Reading
2B	Jeff Keppinger, Altoona/Bing.
3B	Mike Cervenak, Norwich
SS	Aaron Hill, New Hampshire
OF	Curtis Granderson, Erie
OF	Val Majewski, Bowie
OF	Kevin West, New Britain
UTL	John Castellano, Reading
DH	Mitch Jones, Trenton
R-SP	Ian Snell, Altoona
L-SP	Gustavo Chacin, N. Hampshire
RP	Bobby Korecky, New Britain

2005

C	Mike Jacobs, Binghamton
1B	Shelley Duncan, Trenton
2B	Dustin Pedroia, Portland
3B	Jose Bautista, Altoona
SS	Hanley Ramirez, Portland
OF	Dan Ortmeier, Norwich
OF	Chris Roberson, Reading
OF	Alexander Romero, New Britain
UTL	Don Kelly, Erie
DH	Randy Ruiz, Reading
R-SP	Joel Zumaya, Erie
L-SP	Jon Lester, Portland
RP	Edwin Almonte, Erie

2006

C	Curtis Thigpen, New Hampshire
1B	Michel Abreu, Binghamton
2B	Eider Torres, Akron
3B	Kevin Kouzmanoff, Akron
SS	Manuel Mayorson, N. Hampshire
OF	Vic Buttler, Altoona
OF	Kory Casto, Harrisburg
OF	Adam Lind, New Hampshire
UTL	Melvin Dorta, Harrisburg
DH	Randy Ruiz, Trenton
R-SP	Adam Miller, Akron
L-SP	Shane Youman, Altoona
RP	Henry Owens, Binghamton

2007

C	Jason Hill, Reading
1B	Jordan Brown, Akron
2B	Michael Hollimon, Erie
3B	Oscar Salazar, Bowie
SS	Asdrubal Cabrera, Akron
OF	John Bowker, Connecticut
OF	Garrett Guzman, New Britain
OF	Greg Jacobs, Reading
UTL	Mark Kiger, Binghamton
DH	Brett Harper, Binghamton
R-SP	Alan Horne, Trenton
L-SP	Matt Maloney, Reading
RP	Matt Peterson, Altoona

2008

C	Lou Marson, Reading
1B	Mike Carp, Binghamton
2B	Scott Campbell, N. Hampshire
3B	Wes Hodges, Akron
SS	Jason Donald, Reading
OF	Lou Montanez, Bowie
OF	Wilkin Ramirez, Erie
OF	Nolan Reimold, Bowie
UTL	Daniel Murphy, Binghamton
DH	Travis Snider, New Hampshire
R-SP	Brad Bergesen, Bowie
L-SP	Phil Coke, Trenton
RP	Eddie Kunz, Binghamton

2009

C	Carlos Santana, Akron
1B	Brett Pill, Connecticut
2B	Brock Bond, Connecticut
3B	Neil Sellers, Reading
SS	Eduardo Nunez, Trenton
OF	Quintin Berry, Reading
OF	Brennan Boesch, Erie
OF	Michael Taylor, Reading
UTL	Brian Dinkelman, New Britain
DH	Brian Dopirak, New Hampshire
R-SP	Jeanmar Gomez, Akron
L-SP	Joe Savery, Reading
RP	Anthony Slama, New Britain

2010

C	Hector Gimenez, Altoona
1B	Matt Rizzotti, Reading
2B	Ryan Adams, Bowie
3B	Brandon Laird, Trenton
SS	Danny Espinosa, Harrisburg
OF	Darin Mastroianni, N. Hampshire
OF	Ben Revere, New Britain
OF	Eric Thames, New Hampshire
UTL	Ray Chang, Portland
DH	Joel Guzman, Bowie
R-SP	Kyle Drabek, New Hampshire
L-SP	Rudy Owens, Altoona
RP	Rafael Cova, Richmond

2011

C	Travis d'Arnaud, N. Hampshire
1B	Tyler Moore, Harrisburg
2B	Yangervis Solarte, New Britain
3B	Will Middlebrooks, Portland
SS	Adeiny Hechavarria, N. Hampshire
OF	Chih-Hsien Chiang, Portland
OF	Anthony Gose, New Hampshire
OF	Starling Marte, Altoona
UTL	Joshua Satin, Binghamton
DH	Matt Rizzotti, Reading
R-SP	Brad Peacock, Harrisburg
L-SP	Eric Surkamp, Richmond
RP	Cory Burns, Akron

2012

C	Tommy Joseph, Reading/Rich.
1B	Darin Ruf, Reading
2B	Cesar Hernandez, Reading
3B	Debinson Romero, New Britain
SS	Niuman Romero, Erie
OF	Zoilo Almonte, Trenton
OF	Aaron Hicks, New Britain
OF	Thomas Neal, Akron
UTL	Brock Holt, Altoona
DH	Chris Colabello, New Britain
R-SP	Chris Heston, Richmond
L-SP	Michael Kickham, Richmond
RP	Preston Guilmet, Akron

2013

C	Josmil Pinto, New Britain
1B	Allan Dykstra, Binghamton
2B	Hernan Perez, Erie
3B	Mark Minicozzi, Richmond
SS	Danny Santana, New Britain
OF	Alex Dickerson, Altoona
OF	Javier Herrera, Richmond
OF	Carlos Moncrief, Akron
UTL	Caleb Joseph, Bowie
DH	Jesus Aguilar, Akron
R-SP	Anthony Ranaudo, Portland
L-SP	Jack Snodgrass, Richmond
RP	Jeff Walters, Binghamton

2014

C	Elias Diaz, Altoona
1B	Christian Walker, Bowie
2B	Devon Travis, Erie
3B	Niuman Romero, Bowie
SS	Matt Duffy, Richmond
OF	Dariel Alvarez, Bowie
OF	Steven Moya, Erie
OF	Michael Taylor, Harrisburg
UTL	Brian Burgamy, Binghamton
DH	Reynaldo Rodriguez, New Britain
R-SP	Adrian Sampson, Altoona
L-SP	Henry Owens, Portland
RP	Oliver Drake, Bowie

2015

C	Pedro Severino, Harrisburg
1B	Brock Stassi, Reading
2B	Max Moroff, Altoona
3B	Yandy Diaz, Akron
SS	Gavin Cecchini, Binghamton
OF	Wynton Bernard, Erie
OF	Quincy Latimore, Bowie
OF	Mike Tauchman, New Britain
UTL	Josh Rodriguez, Binghamton
DH	Dean Green, Erie
R-SP	Michael Fulmer, Erie/Binghamton
L-SP	Richard Bleier, Harrisburg
RP	Stephen Shackleford, Reading

2016

C	Chance Sisco, Bowie
1B	Rhys Hoskins, Reading
2B	Erich Weiss, Altoona
3B	Eric Wood, Altoona
SS	Tyler Wade, Trenton
OF	Dylan Cozens, Reading
OF	Raimel Tapia, Hartford
OF	Aneury Tavarez, Portland
UTL	Garabez Rosa, Bowie
DH	Rowdy Tellez, New Hampshire
R-SP	German Marquez, Hartford
L-SP	Jordan Montgomery, Trenton
RP	Matt Carasiti, Hartford

2017

C	Francisco Mejia, Akron
1B	Edwin Espinal, Altoona
2B	Luis Guillorme, Binghamton
3B	Josh Fuentes, Hartford
SS	Thairo Estrada, Trenton
OF	Jeremy Barfield, Portland
OF	Danny Mars, Portland
OF	Christin Stewart, Erie
UTL	Garabez Rosa, Bowie
DH	Eric Haase, Akron
R-SP	Corey Oswalt, Binghamton
L-SP	P.J. Conlon, Binghamton
RP	Shane Broyles, Hartford

2018

C	Deivi Grullon, Reading
1B	Will Craig, Altoona
2B	Cavan Biggio, New Hampshire
3B	Vladimir Guerrero Jr., New Hampshire
3B	Ke'Bryan Hayes, Altoona
SS	Bo Bichette, New Hampshire
OF	Trey Amburgey, Trenton
OF	Jonathan Davis, New Hampshire
OF	Harold Ramirez, New Hampshire
UTL	Levi Michael, Binghamton
DH	Corban Joseph, Bowie
R-SP	Jordan Romano, New Hampshire
L-SP	Keegan Akin, Bowie
RP	Matt Pierpont, Hartford

2019

C	Patrick Mazeika, Binghamton
1B	Chris Gittens, Trenton
2B	Santiago Espinal, New Hampshire
3B	Bobby Dalbec, Portland
SS	C.J. Chatham, Portland
OF	Jose Azocar, Erie
OF	Mickey Moniak, Reading
OF	Jared Oliva, Altoona
UTL	Isaac Paredes, Erie
DH	Darick Hall, Reading
R-SP	Matt Manning, Erie
L-SP	Zac Lowther, Bowie
RP	Aaron Barrett, Harrisburg

FANS for the CURE

PROSTATE CANCER IS A MAJOR CAUSE OF DEATH OF MEN IN AMERICA.

Protect the At-Risk Men in Your Life.

KEY PROSTATE CANCER FACTS + CONSIDERATIONS

RISK FACTORS

Age – Most prostate cancer cases occur in men age 60 and older. Yet, a significant number of men are diagnosed in their 40's and early 50's.

Race/Ethnicity – Black men have the highest death rate for prostate cancer of any racial or ethnic group in the US, over twice the rate of white men according to the American Cancer Society.

Family History – Men with a father or brother with prostate cancer are 2.5 times more likely to develop the disease.

CANCER SCREENING

Prostate cancer screening is via a simple blood test - the PSA - which checks the concentration of prostate-specific antigens.

There is a strong correlation between both elevated PSA levels and/or high percentage changes in scores between tests and the presence of prostate cancer. Yet, there are other conditions besides prostate cancer that can raise PSA levels.

High or rapidly changing PSA levels can lead to additional tests. These are often sophisticated blood tests and biopsies.

TREATMENT

Early Detection – Early diagnosis allows for more treatment options and leads to far more favorable outcomes.

Active Surveillance – Increasingly men with milder cases of prostate cancer are advised by doctors to begin with non-surgical treatment - monitoring tumors via the PSA and other blood tests - to measure the disease's progress.

Get Another Opinion – As testing and detection of prostate cancer improve, its treatments evolve. Seeking a second or third opinion is a great approach.

At Fans for the Cure, one of our goals is to become a trusted source for information on prostate cancer, early detection awareness, treatment options, and clinical trials.

Get detailed, fact-based information about prostate cancer on our website.

fansforthecure.org

2019 Eastern League All-Star Game

The 2019 Eastern League All-Star Game and its surrounding events were hosted by the Richmond Flying Squirrels at The Diamond for the first time in franchise history. The event spanned over four days from Sunday, July 7th through Wednesday, July 10th.

The All-Star festivities kicked off on Sunday night when the Flying Squirrels hosted Mayor Levar Stoney's All-Star Week Kickoff party on Brown's Island. That was followed up by the All-Star Country Music Jam Featuring Big & Rich on Monday night at the Richmond Raceway. The events returned to the baseball field on Tuesday night for the Eastern League Celebrity Home Run Derby & Funnville Fan Fest at The Diamond. The winner of the home run derby was Reading slugger **Darick Hall**.

A sellout crowd of 9,560 fans returned to The Diamond on Wednesday for the Eastern League All-Star Game, which saw the Western Division pitchers dominate the Eastern Division hitters in a 5-0 victory.

The Western Division wasted no time getting on the scoreboard as Bowie's **Mason McCoy** led off the bottom of the first inning with a double and came around to score on a groundout by Richmond's **Jalen Miller**.

In the bottom of the second the Western Division added to their lead, taking a 3-0 lead on an RBI double by Harrisburg's **Rhett Wiseman** and an RBI single by Erie's **Jose Azocar**.

Richmond's **Jacob Heyward** scored on a sac fly by Erie's **Isaac Paredes** in the bottom of the fourth inning to push the Western Division lead to 4-0. Heyward later closed out the scoring for the Western Division with a solo home run in the bottom of the sixth inning.

Following the game Heyward was selected as the winner of the BUSH'S Beans All-Star MVP Award after he went 1-for-4 with two runs scored and one RBI and also made some strong defensive plays in left field

A total of 11 Western Division pitchers appeared in the game and combined on a two-hitter in the win. Richmond's **Caleb Baragar** started the game in front of his home crowd and threw a scoreless inning to earn the win. Bowie's **Alex Wells**, Altoona's **Pedro Vasquez**, Bowie's **Zac Lowther**, Akron's **Eli Morgan**, and Erie's **Drew Carlton** each followed with their own scoreless inning of work for the Western Division before five relievers combined to close out the final three scoreless innings.

For the Eastern Division their lone two hits were a first inning single by Trenton's **Ben Ruta** and a single by Hartford's **Alan Trejo** to lead off the top of the fifth inning.

Portland's **Tanner Houck** and Hartford's **Alexander Guillen** each pitched one scoreless inning for the Eastern Division and Trenton's **Daniel Alvarez** struck out three batters and gave up one unearned run without allowing a hit or walk in his one inning of work.

Eastern League All-Star Game Results (2003-Present)

Date	City	Result	Attendance
7/10/19	Richmond, VA	Western 5, Eastern 0	9,560
7/11/18	Trenton, NJ	Western 4, Eastern 4^	8,296
7/12/17	Manchester, NH	Eastern 7, Western 1	6,120
7/13/16	Akron, OH	Eastern 10, Western 2	8,054
7/15/15	Portland, ME	Eastern 4, Western 4*	7,368
7/16/14	Altoona, PA	Western 5, Eastern 2	6,055
7/10/13	New Britain, CT	Western 5, Eastern 0	8,633
7/11/12	Reading, PA	Eastern 5, Western 4	9,477
7/13/11	Manchester, NH	Western 8, Eastern 3	8,756
7/14/10	Harrisburg, PA	Western 10, Eastern 3	8,078
7/15/09	Trenton, NJ	Southern 5, Northern 3	7,474
7/16/08	Manchester, NH	Northern 5, Southern 3	8,762
7/11/07	Norwich, CT	Game called in top of third inning due to fog	
7/12/06	Altoona, PA	Southern 5, Northern 3	9,308
7/13/05	Portland, ME	Northern 9, Southern 6	6,975
7/14/04	Bowie, MD	Southern 4, Northern 1	9,166
7/16/03	New Britain, CT	Northern 6, Southern 5	7,168

^ - Western Division declared winner after winning postgame tiebreaker
* - Eastern Division declared winner after winning postgame tiebreaker

Double-A Association All-Star Game Results

Date	City	Result	Attendance
7/10/02	Norwich, CT	American 11, National 2	8,009
7/11/01	Round Rock, TX	National 8, American 3	12,046
7/12/00	Bowie, MD	American 5, National 2	14,077
7/14/99	Mobile, AL	National 3, American 0	6,174
7/08/98	New Haven, CT	National 2, American 1	6,248
7/07/97	San Antonio, TX	American 4, National 0	7,114
7/08/96	Trenton, NJ	National 6, American 2	8,369
7/10/95	Shreveport, LA	American 3, National 1	6,247
7/11/94	Binghamton, NY	American 10, National 4	6,524
7/12/93	Memphis, TN	National 12, American 7	6,335
7/13/92	Charlotte, NC	American 4, National 3	4,009
7/10/91	Huntsville, AL	American 8, National 2	4,022

All-Star Game MVP

Year	Player	Team
2019	Jacob Heyward	Richmond
2018	Luigi Rodriguez	Richmond
2017	Zack Zehner	Trenton
2016	Matt Oberste	Binghamton
2015	Marco Hernandez	Portland
2014	Steven Moya	Erie
2013	Javier Herrera	Richmond
2012	Eric Campbell	Binghamton
2011	Brock Holt	Altoona
2010	Chase d'Arnaud	Altoona
2009	Miguel Abreu	Bowie
2008	Luke Hughes	New Britain
2007	Award Not Given	
2006	Brett Roneberg	Altoona
2005	Daniel Matienzo	New Britain
2004	Jeff Keppinger	Altoona
2003	Terry Tiffee	New Britain
2002	Jorge Sequea	Erie
2001	Mike Cuddyer	New Britain
2000	Tony DeRosso	Trenton
1999	Ryan Anderson	New Haven
1998	Wonderful Monds	New Haven
1997	Melvin Rosario	Bowie
1996	Todd Dunwoody	Portland
1995	Pork Chop Pough	Trenton
1994	Matt Stairs	New Britain
1993	Rondell White	Harrisburg
1992	Len Picota	Harrisburg
1991	Jim Thome	Canton-Akron

2019 Eastern League All-Star Game Rosters

EASTERN DIVISION

Pitchers
Daniel Alvarez, Trenton
Logan Cozart, Hartford
Deivi Garcia, Trenton
Harol Gonzalez, Binghamton
Alexander Guillen, Hartford
Heath Holder, Hartford
Tanner Houck, Portland
Dedgar Jimenez, Portland
Trevor Lane, Trenton
Zach Logue, New Hampshire
Adonis Medina, Reading
Addison Russ, Reading
Adonis Uceta, Binghamton

Catchers
Patrick Mazeika, Binghamton
Jhon Nunez, Portland

Infielders
Bobby Dalbec, Portland
Santiago Espinal, New Hampshire
Chris Gittens, Trenton
Sam Haggerty, Binghamton
Darick Hall, Reading
Nash Knight, New Hampshire
Hoy Jun Park, Trenton
Alan Trejo, Hartford
Colton Welker, Hartford

Outfielders
Braxton Lee, Binghamton
Mickey Moniak, Reading
Ben Ruta, Trenton
Forrest Wall, New Hampshire
Grenny Cumana, Reading

Manager
Mike Mordecai, New Hampshire

Hitting Coach
Donnie Murphy, New Hampshire

Pitching Coach
Vince Horsman, New Hampshire

Position Player Coach
Andy Fermin, New Hampshire

Athletic Trainer
Caleb Daniel, New Hampshire

Strength & Conditioning Coach
Ryan Maedel, New Hampshire

WESTERN DIVISION

Pitchers
Melvin Adon, Richmond
Caleb Baragar, Richmond
Aaron Barrett, Harrisburg
Ben Braymer, Harrisburg
Drew Carlton, Erie
Tyler Cyr, Richmond
Alex Faedo, Erie
Zac Lowther, Bowie
Matt Manning, Erie
James Marvel, Altoona
Casey Mize, Erie
Eli Morgan, Akron
Kyle Nelson, Akron
Beau Sulser, Altoona
Pedro Vasquez, Altoona
Alex Wells, Bowie

Catchers
Tres Barrera, Harrisburg
Jason Delay, Altoona

Infielders
Jonah Arenado, Richmond
Rylan Bannon, Bowie
Wilson Garcia, Akron
Zach Houchins, Richmond
Mason McCoy, Bowie
Jalen Miller, Richmond
Isaac Paredes, Erie
Ian Sagdal, Harrisburg

Outfielders
Jose Azocar, Erie
Jacob Heyward, Richmond
Connor Marabell, Akron
Ka'ai Tom, Akron
Rhett Wiseman, Harrisburg

Manager
Willie Harris, Richmond

Hitting Coach
Francisco Morales, Richmond

Pitching Coach
Glenn Dishman, Richmond

Fundamentals Coach
Lipso Nava, Richmond

Bullpen Catcher
Eliezer Zambrano, Richmond

Athletic Trainer
Garrett Havig, Richmond

Strength & Conditioning Coach
Jonathan Medici, Richmond

PRESENTED BY:

ephesus

JULY 14TH: LITTLE LEAGUE AND EASTERN LEAGUE HOME RUN DERBY

JULY 15TH: EASTERN LEAGUE ALL-STAR GAME

AKRON RUBBERDUCKS

Major League Affiliate:
CLEVELAND INDIANS
(1989-Present)

Address: 300 South Main Street
Akron, OH 44308-1204
Phone: (330) 253-5151
Fax: (330) 253-3300
E-mail: information@akronrubberducks.com
Website: www.akronrubberducks.com

ADMINISTRATIVE STAFF

JIM PFANDER

Owner/CEO: Ken Babby
General Manager/COO: Jim Pfander
Assistant General Manager/VP, Operations: Scott Riley
VP, Sales: Dave Burke
Office Manager: Missy Dies
Director, Ballpark Operations: Adam Horner
Assistant Director, Ballpark Operations: James Parsons
Head Groundskeeper: Chris Walsh
Director, Player Facilities: Shad Gross
Coordinator, Community Relations: Sonia Gainford
Art Director: Scott Watkins
Coordinator, Creative Services: Gabe Wasylko
Coordinator, Media Relations: Pat McGuire
Lead Broadcaster: Marco LaNave
Broadcaster: Jim Clark
Manager, Corporate Partnerships: Anthony Chadwick
Coordinator, Corporate Partnerships: Brian Lobban
Controller: Leslie Wenzlawsh
Finance Assistant: Bryson Lenderman
Director, Premium Experience: Sam Dankoff
Director, Food & Beverage: Brian Manning
Assistant Director, Food & Beverage: Bob Demyan
Manager, Culinary Operations: Louis Willmon-Holland
Director, Merchandise: Jeff Campano
Manager, Promotions: Kyle Hixenbaugh
Assistant Director, Sales/Coordinator, Digital Marketing: Dominic DeMarco
Assistant Director, Ticket Operations: Sam Cranor
Manager, Season Ticket Services & Sales: Mitch Cromes
Senior Manager, Amateur Baseball Development/Group Sales & Service: Roy Jacobs
Ticket Sales Executives: Trevor McGuire, Ian Wilkinson
Box Office Ticket Associate: Paul Rebitski
Ticket Sales Associates: Kalen Lancaster, Avery Lynch, Leah Makuch, Jenna Smith, Dan Williams
Executive Assistant to Ken Babby: Jill Popov
CFO, Fast Forward Sports Group: Shawn Carlson

FIELD STAFF


ROUGLAS ODOR

Manager: Rouglas Odor
Hitting Coach: Junior Betances
Pitching Coach: Tony Arnold
Bench Coach: Wyatt Toregas
Athletic Trainer: Bobby Ruiz
Strength & Conditioning Coach: Scott Nealon

CANAL PARK

STADIUM INFORMATION

Name of Park: Canal Park
Capacity: 7,630
Outfield Distances:
LF: 331', CF: 400', RF: 337'
Outfield Fence Height:
LF-CF: 11.5', CF-RF: 12', RF: 8'
Year Opened: 1997

TICKET INFORMATION

Homerville: $25
Duck Row: $17
Reserved Seating: $11 ($13 day of game)
Youth (12 & under): $10 ($12 day of game)
Seniors (60 & over): $10 ($12 day of game)
General Admission: $5 ($7 day of game)

DIRECTIONS TO CANAL PARK

Please check AkronRubberDucks.com for directions and parking updates due to the season-long construction in Downtown Akron

From Cleveland: I-77 South to Route 59 East. Exit at Exchange/Cedar and turn right onto Cedar. Go to Main Street, turn left and ballpark is on the left. Or Route 8 South to Perkins Street exit, turn right off exit, follow to South High Street, turn left, follow to State Street, turn right, go one block to ballpark.

From Canton: I-77 North to Main/Downtown exit. Follow to Broadway Street, turn left on Exchange Street, right at Main Street, ballpark is on the left.

From Youngstown: I-76 West to Main/Downtown exit. Follow to Broadway Street, turn left on Exchange Street, right at Main Street, ballpark is on the left.

From Medina/Wooster/Mansfield: I-76 East to 59 East. Exit at Exchange/Cedar and turn right onto Cedar. Go to Main Street, turn left and ballpark is on the left.

BROADCAST INFORMATION

Radio: 640 AM - WHLO
Broadcasters: Marco LaNave, Jim Clark

NEWSPAPER COVERAGE

Akron Beacon Journal

VP, PLAYER DEVELOPMENT

James Harris
Progressive Field
2401 Ontario Street
Cleveland, OH 44115
(216) 420-4200

AKRON RECORDS

Year	W	L	PCT.	Overall Finish	Playoff Results	Attendance	Manager	Affiliate
1989	70	69	.504	3	vs. Harrisburg 2-3	204,001	Bob Molinaro	Indians
1990	76	64	.543	3	vs. London 2-3	204,193	Ken Bolek	Indians
1991	75	65	.536	4	vs. Harrisburg 1-3	218,397	Ken Bolek	Indians
1992	80	58	.580	1	vs. Albany 3-1 vs. Binghamton 2-3	194,362	Brian Graham	Indians
1993	75	63	.543	2	vs. Bowie 3-2 vs. Harrisburg 2-3	273,639	Brian Graham	Indians
1994	69	73	.486	6		255,002	Ted Kubiak	Indians
1995	67	75	.472	7		195,049	Ted Kubiak	Indians
1996	71	71	.500	6		213,278	Jeff Datz	Indians
1997	51	90	.362	10		473,232	Jeff Datz	Indians
1998	81	60	.574	3	vs. Harrisburg 1-3	521,122	Joel Skinner	Indians
1999	69	71	.493	7		522,459	Joel Skinner	Indians
2000	75	68	.524	6		481,060	Eric Wedge	Indians
2001	68	74	.479	7		485,582	Chris Bando	Indians
2002	93	48	.660	1	vs. Harrisburg 2-3	400,187	Brad Komminsk	Indians
2003	88	53	.624	1	vs. Altoona 3-1 vs. New Haven 3-0	445,603	Brad Komminsk	Indians
2004	63	78	.447	11		478,611	Brad Komminsk	Indians
2005	84	58	.592	1	vs. Altoona 3-2 vs. Portland 3-1	455,056	Torey Lovullo	Indians
2006	87	55	.613	1	vs. Altoona 3-2 vs. Portland 2-3	412,995	Tim Bogar	Indians
2007	80	61	.567	3	vs. Erie 3-1 vs. Trenton 1-3	355,376	Tim Bogar	Indians
2008	80	62	.563	3	vs. Bowie 3-1 vs. Trenton 1-3	342,816	Mike Sarbaugh	Indians
2009	89	53	.627	1	vs. Reading 3-0 vs. Connecticut 3-1	316,836	Mike Sarbaugh	Indians
2010	71	71	.500	6		261,563	Joel Skinner	Indians
2011	73	69	.514	6		266,265	Chris Tremie	Indians
2012	82	59	.582	1	vs. Bowie 3-2 vs. Trenton 3-1	256,473	Chris Tremie	Indians
2013	68	73	.482	T-8		295,459	Edwin Rodriguez	Indians
2014	73	69	.514	T-4	vs. Richmond 1-3	350,704	David Wallace	Indians
2015	73	69	.514	T-5		340,916	David Wallace	Indians
2016	77	64	.546	3	vs. Altoona 3-1 vs. Trenton 3-0	350,077	David Wallace	Indians
2017	69	71	.493	6		343,351	Mark Budzinski	Indians
2018	78	62	.557	3	vs. Altoona 3-1 vs. New Hampshire 0-3	344,754	Tony Mansolino	Indians
2019	61	79	.436			340,187	Rouglas Odor	Indians
	34	35	.493	3 (1st half-W)				
	27	44	.380	6 (2nd half-W)				
31	**2316**	**2055**	**.530**		**65-53 .551**	**10,598,605**		

League Champions: 2003, 2005, 2009, 2012, 2016

INDIVIDUAL SEASON BATTING RECORDS

Games:	139	Darren Stumberger	1998
At Bats:	545	Darren Stumberger	1998
Runs	116	Omar Ramirez	1993
Hits:	169	Alex Ramirez	1996
Total Bases:	263	Alex Ramirez	1996
Doubles:	39	Darren Stumberger	1998
Triples:	12	Alex Ramirez	1996
Home Runs:	27	Rod McCall	1996
	27	Jonathan Van Every	2005
RBI:	105	Jesus Aguilar	2013
Walks:	90	Carlos Santana	2009
Strikeouts:	185	Nellie Rodriguez	2016
Sacrifices:	19	Eider Torres	2005
Sacrifice Flies:	12	Wes Hodges	2008
Stolen Bases:	49	Jose Constanza	2009
Average:	.340	Manny Ramirez	1993

TEAM SEASON BATTING RECORDS

	Most		Least	
Games:	143	2000	138	1992-93
At Bats:	4913	1996	4377	1989
Runs	768	1996	**547**	**2019**
Hits:	1377	1996	1091	1990
Total Bases:	2143	1996	1543	1990
Doubles:	283	2002	174	1989
Triples:	46	1996, 2004	21	1993
Home Runs:	155	2005	55	1991
RBI:	717	1997	494	1991
Walks:	593	1997	351	2001
Strikeouts:	1281	2016	738	1993
Sacrifices:	60	2009	11	1996
Sacrifice Flies:	64	2009	31	1999
Stolen Bases:	176	2006	53	2010
Average:	.280	1996	**.238**	**2019**

INDIVIDUAL SEASON PITCHING RECORDS

Games:	61	Jeff Fassero	1990
Complete Games:	9	Charles Nagy	1990
Shutouts:	5	Greg McMichael	1989
Wins:	15	Adam Miller	2006
Losses:	16	Alan Embree	1994
Saves:	35	Cory Burns	2011
Innings:	186.1	Frankie Sanders	1998
Walks:	81	Maximo DeLaRosa	1996
Strikeouts:	157	Adam Miller	2006
ERA:	1.80	Jeff Mutis	1991

TEAM SEASON PITCHING RECORDS

	Most		Least	
Games:	143	2000	138	1992-93
Complete Games:	28	1989	0	2013
Shutouts:	20	2002	4	1994, 1996
Wins:	93	2002	51	1997
Losses:	90	1997	48	2002
Saves:	46	2003	19	1997
Innings:	1272.2	2015	1176	1989
Walks:	588	1997	379	2015
Strikeouts:	**1155**	**2019**	786	1995
ERA:	5.26	1991	3.03	2012

2019 AKRON RUBBERDUCKS STATISTICS

BATTER	AVG	G	AB	R	H	2B	3B	HR	RBI	TB	BB	IBB	SO	SB	CS	OBP	SLG	OPS
Brooks, Trenton	.274	65	241	28	66	22	3	9	36	121	20	0	38	1	0	.333	.502	.835
Calica, Andrew	.200	8	25	4	5	1	1	0	4	8	4	0	9	0	1	.375	.320	.695
Call, Alex	.205	81	293	30	60	13	3	5	31	94	22	0	93	5	5	.266	.321	.587
Chu, Li-Jen	.229	60	210	19	48	12	0	5	25	75	16	1	68	0	0	.290	.357	.647
Clement, Ernie	.261	98	394	46	103	15	3	1	24	127	26	0	33	16	10	.314	.322	.636
Friis, Tyler	.250	26	72	11	18	3	0	1	5	24	9	0	12	4	1	.341	.333	.674
Garcia, Wilson	.268	69	257	29	69	23	0	10	46	122	15	2	35	0	0	.310	.475	.785
Gonzalez, Gianpaul	.128	16	47	3	6	1	0	0	1	7	7	0	19	0	0	.241	.149	.390
Gonzalez, Oscar	.188	29	96	7	18	5	0	1	9	26	3	0	17	0	0	.210	.271	.481
Ice, Logan	.180	79	239	21	43	4	1	4	22	61	36	0	74	0	0	.294	.255	.549
Johnson, Daniel	.253	39	146	25	37	7	2	10	33	78	16	1	39	6	3	.337	.534	.871
Jones, Nolan	.253	49	178	33	45	10	2	8	22	83	31	1	63	2	0	.370	.466	.836
Krieger, Tyler	.211	48	161	24	34	6	1	3	17	51	16	0	40	8	3	.291	.317	.608
Longo, Mitch	.248	90	327	43	81	17	4	5	29	121	30	0	73	11	2	.320	.370	.690
Lopez, Jonathan	.000	1	2	0	0	0	0	0	0	0	1	0	1	0	0	.333	.000	.333
Marabell, Connor	.273	111	421	51	115	23	1	8	50	164	28	2	52	7	1	.321	.390	.711
Medina, Jose	.167	5	18	1	3	1	0	0	1	4	1	0	7	0	0	.211	.222	.433
Mejia, Gabriel	.095	7	21	2	2	0	0	0	1	2	2	0	6	1	0	.174	.095	.269
Monasterio, Andruw	.217	70	249	21	54	6	0	1	11	63	22	0	57	5	6	.279	.253	.532
Naquin, Tyler	.200	2	5	0	1	1	0	0	0	2	0	0	1	0	0	.200	.400	.600
Pantoja, Alexis	.257	117	416	45	107	15	2	2	37	132	28	1	72	6	8	.304	.317	.621
Rodriguez, Jorma	.221	34	122	7	27	2	0	0	11	29	5	0	40	0	1	.250	.238	.488
Rodríguez, Nellie	.199	78	277	34	55	13	0	12	42	104	31	1	120	0	0	.281	.375	.656
Salters, Daniel	.100	6	20	1	2	0	0	1	3	5	2	0	4	0	0	.182	.250	.432
Smith, Connor	.140	12	43	4	6	3	0	1	3	12	1	0	15	0	0	.178	.279	.457
Stankiewicz, Drew	.091	10	22	6	2	0	0	0	1	2	10	1	6	1	1	.375	.091	.466
Tom, Ka'ai	.285	81	291	50	83	12	6	14	42	149	43	2	73	3	2	.386	.512	.898
Zimmer, Bradley	.308	4	13	2	4	2	0	1	3	9	0	0	4	0	0	.308	.692	1.000
Team Total	**.238**	**140**	**4606**	**547**	**1094**	**217**	**29**	**102**	**509**	**1675**	**425**	**12**	**1071**	**76**	**44**	**.307**	**.364**	**.670**

PITCHER	W-L	ERA	G	GS	CG	SH	SV	IP	H	R	ER	HR	HBP	BB	SO	WHIP	AVG
Angulo, Argenis	3-2	2.06	26	0	0	0	2	35	19	8	8	0	0	22	63	1.17	.157
Bernardino, Brennan	0-0	4.15	2	0	0	0	0	4.1	4	2	2	1	1	1	3	1.15	.235
Brady, Sean	0-2	9.64	3	3	0	0	0	14	20	16	15	0	2	9	8	2.07	.323
Broom, Robert	1-2	0.96	25	0	0	0	1	37.1	19	5	4	2	3	14	35	0.88	.148
Carrasco, Carlos	0-0	0.00	2	0	0	0	0	2.2	0	0	0	0	0	1	5	0.38	.000
Civale, Aaron	4-0	2.67	5	5	0	0	0	30.1	26	9	9	3	1	6	24	1.05	.232
Clevinger, Mike	0-0	0.00	1	1	0	0	0	5.1	3	0	0	0	0	0	5	0.56	.158
Dowdy, Kyle	1-1	2.48	7	3	0	0	0	29	25	10	8	2	1	11	27	1.24	.234
Draper, Zach	0-1	1.59	1	1	0	0	0	5.2	8	1	1	0	0	3	5	1.94	.348
Eubank, Luke	1-1	7.24	9	0	0	0	0	13.2	17	15	11	2	0	7	17	1.76	.298
Gomez, Yapson	1-0	3.38	3	0	0	0	0	8	8	5	3	0	0	2	6	1.25	.242
Gose, Anthony	0-3	3.50	22	0	0	0	1	18	13	15	7	0	5	20	22	1.83	.194
Hentges, Sam	2-13	5.11	26	26	0	0	0	128.2	148	89	73	11	1	64	126	1.65	.288
Hernandez, Hector	0-0	0.00	2	0	0	0	1	1.2	1	0	0	0	0	2	2	1.80	.167
Hu, Chih-Wei	0-1	3.00	3	2	0	0	0	9	7	3	3	2	0	5	9	1.33	.212
Kaminsky, Rob	2-1	2.30	19	0	0	0	1	31.1	22	11	8	2	1	8	30	0.96	.193
Karinchak, James	0-0	0.00	10	0	0	0	6	10	2	0	0	0	0	2	24	0.40	.061
Kluber, Corey	0-0	2.25	1	1	0	0	0	4	2	1	1	1	0	1	6	0.75	.143
Krauth, Ben	1-3	4.66	34	0	0	0	1	56	50	33	29	9	2	32	53	1.46	.237
Lingos, Eli	0-1	7.20	2	1	0	0	0	10	9	9	8	2	0	4	4	1.30	.237
Martinez, Henry	0-1	1.10	11	0	0	0	0	16.1	6	2	2	0	0	10	11	0.98	.120
Mitchell, Evan	0-2	4.50	2	2	0	0	0	8	7	5	4	0	0	7	5	1.75	.233
Morgan, Eli	6-4	3.79	19	18	1	0	0	102	100	47	43	12	4	33	104	1.30	.256
Moss, Scott	2-0	0.00	2	2	0	0	0	10	3	1	0	0	0	5	13	0.80	.091
Nelson, Kyle	1-4	3.12	23	0	0	0	3	26	17	12	9	3	3	9	36	1.00	.183
Olson, Tyler	0-0	0.00	1	0	0	0	0	0.2	1	0	0	0	0	1	2	3.00	.333
Otero, Dan	0-0	9.00	3	0	0	0	0	3	4	3	3	3	0	1	1	1.67	.333
Pantoja, Alexis	0-0	0.00	1	0	0	0	0	1	1	0	0	0	0	0	0	1.00	.250
Paulson, Jake	11-7	3.66	26	18	0	0	0	120.1	133	59	49	5	3	32	73	1.37	.282
Plesac, Zach	1-1	0.96	6	6	0	0	0	37.1	23	4	4	0	0	6	34	0.78	.176
Polanco, Anderson	0-1	12.27	3	0	0	0	0	3.2	5	5	5	1	0	4	3	2.45	.357
Robinson, Jared	1-3	1.57	16	0	0	0	3	28.2	16	6	5	1	1	14	39	1.05	.162
Rodriguez, Jefry	0-0	2.45	2	0	0	0	0	3.2	2	1	1	1	0	0	3	0.55	.167
Salazar, Danny	0-1	5.40	5	4	0	0	0	8.1	8	5	5	1	1	6	7	1.68	.242
Sandlin, Nick	0-0	1.56	15	0	0	0	2	17.1	13	4	3	2	3	8	27	1.21	.203
Scott, Adam	4-6	3.94	14	14	0	0	0	75.1	70	36	33	9	6	21	74	1.21	.247
Siri, Dalbert	2-2	2.98	45	0	0	0	10	45.1	35	20	15	3	3	29	48	1.41	.215
Solter, Matt	1-0	3.51	5	5	0	0	0	25.2	20	10	10	0	3	10	26	1.17	.217
Speer, David	3-3	1.81	32	4	0	0	2	54.2	42	15	11	4	0	17	44	1.08	.222
Stephens, Jordan	2-1	1.96	9	1	0	0	0	23	20	6	5	3	0	5	29	1.09	.235
Tully, Tanner	8-11	4.38	23	23	0	0	0	129.1	155	71	63	9	4	27	75	1.41	.298
Whitehouse, Matt	3-1	4.50	10	0	0	0	0	22	18	12	11	0	2	14	27	1.45	.220
Team Total	**61-79**	**3.46**	**140**	**140**	**1**	**14**	**33**	**1215.2**	**1102**	**556**	**468**	**94**	**50**	**473**	**1155**	**1.30**	**.241**

ALTOONA CURVE

Major League Affiliate:
PITTSBURGH PIRATES
(1999-Present)

Address: 1000 Park Avenue
Altoona, PA 16602
Telephone: (814) 943-5400
Fax: (814) 943-9050
E-mail: frontoffice@altoonacurve.com
Website: www.altoonacurve.com

ADMINISTRATIVE STAFF

Managing Members: Bob and Joan Lozinak
Chief Operating Officer: David Lozinak
Chief Financial Officer: Mike Lozinak
Senior Advisor: Sal Baglieri
General Manager: Derek Martin
Assistant General Manager: Nathan Bowen
Director of Finance: Mary Lamb
Assistant Director of Finance: Aaron McGuire
Administrative Assistant: Michelle Anna
Director of Ticketing: Jess Knott
Box Office Manager: Bryan Sowers
Senior Ticket Sales Manager: Ed Moffett
Ticket Sales Manager: Kyle Wilson
Ticket Sales Manager: Alex Popies
Ticket Sales Manager: Corbin Padgett
Manager of Partnership Services: Jade Giantini
Director of Communications & Broadcasting: Garett Mansfield
Communications & Broadcasting Assistant: Justin Gallanty
Director of Community Relations & Social Media Manager: Annie Choinière
Director of Entertainment & Branding: Isaiah Arpino
Director of Marketing, Promotions & Special Events: Mike Kessling
Director of Creative Services: Braeden Appleman
Creative Services Assistant: Megan Corcoran
Director of Merchandise: Michelle Gravert
Director of Concessions: Glenn McComas
Assistant Director of Concessions: Ashley Daley
Director of Ballpark Operations: Doug Mattern
Head Groundskeeper: James Petrella

DEREK MARTIN

FIELD STAFF



DAVE TURGEON

Manager: Dave Turgeon
Hitting Coach: David Newhan
Pitching Coach: Tom Filer
Coach: Gera Alvarez
Athletic Trainer: Jorge Islas
Strength & Conditioning Coach: Joe Schlesinger

PEOPLES NATURAL GAS FIELD

STADIUM INFORMATION

Name of Park:
Peoples Natural Gas Field
Capacity: 7,210
Outfield Distances:
LF: 325', CF: 405', RF: 325'
Year Opened: 1999

TICKET INFORMATION

Rail Kings: $15.00
Toyota Diamond Club: $13.00
Terrace: $11.00
Grandstand: $9.00
Weis First Base Bleachers: $9.00
UPMC Health Plan HR Junction: $8.00
Note: All ticket prices increase by $2.00 on the day of the game.

DIRECTIONS TO PEOPLES NATURAL GAS FIELD

From the West: Take I-76/I-376 East to US 22 East. Drive on 22 East for approx. 80 miles. Merge onto I-99/US-220 North approximately six miles from Altoona. Stay on I-99 North and take the Frankstown Road exit. Go straight at the light at the top of the ramp (crossing over Frankstown Road). The ballpark is on the right.
From the East: Take Pennsylvania Turnpike West to Bedford exit. Following the toll booths, take a left at the light. Follow signs and get on I-99/US 220 North. Take Frankstown Road exit. Go straight at the light at the top of the ramp (crossing over Frankstown Road). The ballpark is on the right.
From the North: Take US 322 West to I-99/US 220 South. Take Frankstown Road exit. At the top of the ramp, turn right at the light onto Frankstown Road. Take a right at the next light onto Park Avenue. Ballpark is on the right.
From the South:Take I-99/U.S. 220 North toward Altoona. Take the Frankstown Road exit. Go straight at the light at the top of the ramp (crossing over Frankstown Road). The ballpark is on the right.
From I-80 Traveling East: Take the Philipsburg/Woodland Exit to US 322 East. After about 25 miles, take US 220 South. 220 South merges with I-99 South. Drive on I-99 South for approximately 20 miles. Take the Frankstown Road exit. Turn right at the exit, the ballpark will be to your right.
From I-80 Traveling West: Take the Altoona/Milesburg exit and bear onto US 220 South. After approximately 30 miles merge onto I-99 South. Drive on I-99 South for approximately 20 miles. Take the Frankstown Road exit. Turn right at the exit, the ballpark will be on your right.

BROADCAST INFORMATION

Radio: *Flagship:* 98.5 FM/1240 AM WRTA (Altoona)
Day Games: 96.1 FM/1370 AM WKMC (Roaring Spring)
Broadcaster: Garett Mansfield, Justin Gallanty

NEWSPAPER COVERAGE

Altoona Mirror: Cory Giger
Johnstown Tribune-Democrat: Eric Knopsnyder
Indiana Gazette: Tony Coccagna
Tyrone Daily Herald: Bob Miller

DIRECTOR OF MINOR LEAGUE OPERATIONS

Larry Broadway
PNC Park at North Shore
115 Federal Street
Pittsburgh, PA 15212
(412) 325-4737

ALTOONA RECORDS

Year	W	L	PCT.	Overall Finish	Playoff Results	Attendance	Manager	Affiliate
1999	67	73	.479	8		323,932	Marty Brown	Pirates
2000	74	68	.521	7		333,968	Marty Brown	Pirates
2001	63	79	.444	10		348,316	Dale Sveum	Pirates
2002	72	69	.511	7		363,871	Dale Sveum	Pirates
2003	78	63	.553	3	vs. Akron 1-3	365,376	Dale Sveum	Pirates
2004	85	56	.603	1	vs. Erie 3-0 vs. New Hampshire 0-3	394,062	Tony Beasley	Pirates
2005	76	66	.535	T-2	vs. Akron 2-3	390,239	Tony Beasley	Pirates
2006	75	64	.540	3	vs. Akron 2-3	365,407	Tim Leiper	Pirates
2007	73	68	.514	4		356,339	Tim Leiper	Pirates
2008	65	77	.458	9		346,973	Tim Leiper	Pirates
2009	62	80	.437	11		275,945	Matt Walbeck	Pirates
2010	82	60	.577	2	vs. Harrisburg 3-1 vs. Trenton 3-1	286,321	Tony Beasley	Pirates
2011	64	77	.454	11		285,906	P.J. Forbes	Pirates
2012	72	70	.507	6		270,613	P.J. Forbes	Pirates
2013	63	79	.444	11		286,277	Carlos Garcia	Pirates
2014	61	81	.430	11		275,823	Carlos Garcia	Pirates
2015	74	68	.521	4	vs. Bowie 1-3	302,761	Tom Prince	Pirates
2016	76	64	.543	4	vs. Akron 1-3	272,640	Joey Cora	Pirates
2017	74	66	.529	3	vs. Bowie 3-0 vs. Trenton 3-0	294,486	Michael Ryan	Pirates
2018	78	60	.565	T-1	vs. Akron 1-3	297,118	Michael Ryan	Pirates
2019	69	71	.493			308,464	Michael Ryan	Pirates
	36	32	.529	2 (1st half-W)				
	33	39	.458	4 (2nd half-W)				
21	**1503**	**1459**	**.507**		**23-23 .500**	**6,744,837**		

League Champions: 2010, 2017

INDIVIDUAL SEASON BATTING RECORDS / TEAM SEASON BATTING RECORDS

				Most		Least	
Games:	142	Adam Hyzdu	2000	142	2000, 2005 2008-10, 2012-15	138	2018
At Bats:	536	Starling Marte	2011	4835	2010	4477	2018
Runs	96	Adam Hyzdu	2000	697	2004	539	2008
Hits:	178	Starling Marte	2011	1294	2010	**1081**	**2019**
Total Bases:	285	Adam Hyzdu	2000	2001	2004	**1616**	**2019**
Doubles:	40	Nate McLouth	2004	274	2003	202	2018
Triples:	14	Vic Buttler	2006	55	2016	24	2009
Home Runs:	31	Adam Hyzdu	2000	141	2005	72	2012
RBI:	106	Adam Hyzdu	2000	664	1999	499	2008
Walks:	71	Stetson Allie	2014	527	2000	376	2001
Strikeouts:	145	Willy Garcia	2014	**1222**	**2019**	849	2002
Sacrifices:	16	Luis Figueroa	1999	74	2012	35	2018
Sacrifice Flies:	12	Will Craig	2018	59	2015	29	2001
Stolen Bases:	45	Rajai Davis	2005	159	2014	67	2016
	45	Rich Thompson	2005				
Average:	.338	Jeff Keppinger	2004	.273	2004	**.241**	**2019**

INDIVIDUAL SEASON PITCHING RECORDS / TEAM SEASON PITCHING RECORDS

				Most		Least	
Games:	55	David Daniels	1999	142	2000, 2005 2008-10, 2012-15	138	2018
Complete Games:	4	Brian O'Connor	2000	7	2007	1	2010-11
Shutouts:	2	Steve Sparks	2000	**18**	**2019**	5	1999, 2005
	2	Ian Snell	2004				
	2	**Domingo Robles**	**2019**				
Wins:	15	Bronson Arroyo	1999	85	2004	61	2014
Losses:	13	John Grabow	2002	81	2014	56	2004
	13	Josh Shortslef	2007				
Saves:	29	Matt Peterson	2007	49	2006	30	2001
Innings:	162.2	Landon Jacobsen	2003	1268	2010	1193.1	2018
Walks:	93	Cody Dickson	2016	570	1999	363	2003
Strikeouts:	142	Ian Snell	2004	1094	2010	814	2007
ERA:	2.46	Rudy Owens	2010	4.35	2008	3.32	2003

2019 ALTOONA CURVE STATISTICS

BATTER	AVG	G	AB	R	H	2B	3B	HR	RBI	TB	BB	IBB	SO	SB	CS	OBP	SLG	OPS
Agrazal, Dario	.000	2	1	0	0	0	0	0	1	0	1	0	1	0	0	.500	.000	.500
Alemais, Stephen	.267	12	45	4	12	0	0	0	2	12	1	0	9	2	0	.283	.267	.550
Bolton, Cody	.167	5	6	0	1	0	0	0	0	1	0	0	5	0	0	.167	.167	.334
Brady, Sean	.125	9	16	0	2	0	0	0	0	2	0	0	5	0	0	.125	.125	.250
Campos, Vicente	.000	8	1	0	0	0	0	0	0	0	0	0	1	0	0	.000	.000	.000
Cederlind, Blake	.000	15	1	0	0	0	0	0	0	0	0	0	1	0	0	.000	.000	.000
Cervelli, Francisco	.333	1	3	0	1	1	0	0	0	2	0	0	0	0	0	.500	.667	1.167
Cruz, Oneil	.269	35	119	14	32	8	3	1	17	49	15	1	35	3	1	.346	.412	.758
Delay, Jason	.234	67	231	22	54	12	1	8	37	92	13	1	63	1	0	.286	.398	.684
Eckelman, Matt	.000	20	1	0	0	0	0	0	0	0	0	0	1	0	0	.000	.000	.000
Economos, Nicholas	.000	2	2	0	0	0	0	0	0	0	0	0	2	0	0	.000	.000	.000
Garcia, Yeudy	.000	15	5	0	0	0	0	0	0	0	1	0	3	0	0	.167	.000	.167
Glendinning, Robbie	.261	58	184	21	48	7	1	5	31	72	24	1	65	2	1	.346	.391	.737
Hightower, Scooter	.000	4	5	0	0	0	0	0	1	0	0	0	4	0	0	.000	.000	.000
Hill, Logan	.258	113	407	53	105	27	3	12	69	174	42	0	120	1	2	.332	.428	.760
Jackson, Bralin	.257	95	272	32	70	13	2	0	20	87	16	3	71	7	2	.299	.320	.619
Keselica, Sean	.000	4	1	0	0	0	0	0	0	0	0	0	1	0	0	.000	.000	.000
Madris, Bligh	.260	132	457	50	119	26	2	8	55	173	43	3	99	3	4	.324	.379	.703
Marvel, James	.063	7	16	1	1	1	0	0	1	2	1	0	5	0	0	.118	.125	.243
Medrano, Jesse	.056	7	18	1	1	0	0	0	0	1	1	0	3	0	0	.150	.056	.206
Ngoepe, Gift	.100	14	30	5	3	0	0	0	0	3	8	0	14	2	1	.289	.100	.389
Oliva, Jared	.277	123	447	70	124	24	6	6	42	178	42	0	104	36	10	.352	.398	.750
Owen, Hunter	.295	68	237	45	70	15	2	15	44	134	17	1	75	1	3	.369	.565	.934
Pabst, Arden	.192	73	250	18	48	11	3	4	23	77	11	3	73	0	3	.232	.308	.540
Peurifoy, Ryan	.106	26	47	6	5	0	0	1	1	8	6	0	19	0	1	.208	.170	.378
Ponce, Cody	.000	3	1	0	0	0	0	0	0	0	0	0	1	0	0	.000	.000	.000
Pope, Brett	.252	100	282	30	71	15	1	2	22	94	26	1	58	7	3	.325	.333	.658
Reyes, Alfredo	.176	54	148	11	26	6	1	1	9	37	20	0	56	7	5	.287	.250	.537
Robles, Domingo	.071	7	14	0	1	0	0	0	0	1	0	0	11	0	0	.071	.071	.142
Sharpe, Chris	.216	68	231	44	50	14	1	11	38	99	17	0	67	2	3	.278	.429	.707
Suiter, Jerrick	.235	121	408	39	96	14	0	4	39	122	22	2	77	2	2	.277	.299	.576
Sulser, Beau	.273	17	11	2	3	1	0	1	4	7	0	0	4	0	0	.250	.636	.886
Sweeney, Darnell	.196	15	51	5	10	3	0	2	5	19	4	0	22	0	2	.255	.373	.628
Tolman, Mitchell	.254	116	401	56	102	18	3	4	32	138	47	1	100	10	5	.340	.344	.684
Valerio, Adrian	.198	33	106	12	21	2	2	0	10	27	6	0	29	1	0	.248	.255	.503
Vasquez, Pedro	.167	12	18	2	3	0	0	0	0	3	1	0	9	0	0	.211	.167	.378
Vieaux, Cam	.091	6	11	1	1	0	0	0	0	1	1	0	6	0	0	.167	.091	.258
Waddell, Brandon	.333	3	3	0	1	0	0	0	0	1	1	0	2	0	0	.500	.333	.833
Weiman, Blake	.000	6	1	0	0	0	0	0	0	0	0	0	1	0	0	.000	.000	.000
Team Total	**.241**	**140**	**4488**	**544**	**1081**	**218**	**31**	**85**	**503**	**1616**	**387**	**17**	**1222**	**87**	**48**	**.308**	**.360**	**.668**

PITCHER	W-L	ERA	G	GS	CG	SH	SV	IP	H	R	ER	HR	HBP	BB	SO	WHIP	AVG
Agrazal, Dario	1-1	3.60	4	4	0	0	0	25	29	10	10	3	0	0	19	1.16	.305
Bolton, Cody	2-3	5.85	9	9	0	0	0	40	37	26	26	6	0	16	33	1.33	.248
Brady, Sean	5-11	3.65	22	22	1	1	0	138	135	67	56	15	8	36	82	1.24	.258
Brentz, Jake	0-1	0.77	9	0	0	0	0	11.2	6	1	1	0	1	3	13	0.77	.146
Campos, Vicente	2-2	4.85	20	0	0	0	1	26	29	17	14	5	3	13	23	1.62	.287
Cederlind, Blake	5-1	1.77	31	0	0	0	2	45.2	31	10	9	1	6	16	42	1.03	.191
Cesar, Joel	3-4	3.76	28	1	0	0	1	38.1	38	18	16	5	4	12	36	1.30	.260
Coley, Austin	2-2	4.07	16	4	0	0	0	24.1	35	17	11	1	4	9	18	1.81	.350
Eckelman, Matt	1-5	3.33	45	1	0	0	23	48.2	43	21	18	3	0	25	45	1.40	.240
Economos, Nicholas	0-3	8.83	4	3	0	0	0	17.1	24	18	17	4	1	7	17	1.79	.324
Escobar, Elvis	1-0	1.80	3	0	0	0	0	5	4	1	1	0	0	1	6	1.00	.222
Garcia, Yeudy	1-2	6.10	33	2	0	0	1	62	76	45	42	4	4	34	53	1.77	.311
German, Angel	3-3	4.33	39	0	0	0	2	52	33	25	25	8	5	31	48	1.23	.182
Hightower, Scooter	2-5	6.02	10	9	0	0	0	43.1	51	32	29	8	3	12	21	1.45	.298
Holmes, Clay	1-0	6.75	2	0	0	0	0	4	5	3	3	0	1	1	3	1.50	.333
Jacques, Joe	0-0	0.00	1	0	0	0	0	1	1	0	0	0	0	2	0	3.00	.333
Keselica, Sean	0-0	0.00	7	0	0	0	0	9	6	5	0	0	1	6	8	1.33	.182
Koehler, Tom	0-0	54.00	1	0	0	0	0	0.1	2	2	2	1	0	1	1	9.00	.667
Liranzo, Jesus	2-1	1.61	20	0	0	0	1	28	14	7	5	0	0	13	24	0.96	.146
Marvel, James	9-5	3.10	17	17	1	1	0	101.2	85	36	35	6	10	24	83	1.07	.228
Mears, Nick	0-0	1.80	4	0	0	0	0	5	4	3	1	0	1	2	7	1.20	.211
Medrano, Jesse	0-0	18.00	1	0	0	0	0	1	2	2	2	0	2	0	0	2.00	.500
Murray, Shea	0-0	162.00	1	0	0	0	0	0.1	5	6	6	0	0	1	0	18.00	1.000
O'Reilly, John	0-0	0.00	1	0	0	0	0	1	1	0	0	0	0	0	1	1.00	.333
Ponce, Cody	0-0	6.00	3	1	0	0	1	6	3	4	4	1	1	1	6	0.67	.143
Reyes, Alfredo	0-0	0.00	1	0	0	0	0	1	0	0	0	0	0	1	0	1.00	.000
Robles, Domingo	4-6	4.02	18	18	3	2	0	103	113	51	46	13	3	21	77	1.30	.279
Scioneaux, Tate	1-1	12.75	13	0	0	0	1	12	20	17	17	5	0	6	16	2.17	.370
Suiter, Jerrick	0-0	0.00	2	0	0	0	0	1.2	1	0	0	0	0	0	1	0.60	.167
Sulser, Beau	8-3	2.72	33	6	0	0	2	96	88	35	29	4	2	31	63	1.24	.241
Valdes, Ryan	0-0	9.00	1	0	0	0	0	2	4	2	2	0	0	2	2	3.00	.364
Vasquez, Pedro	8-5	2.71	24	23	1	0	0	123	107	46	37	8	4	29	91	1.11	.233
Vieaux, Cam	4-4	2.23	13	13	0	0	0	76.2	54	20	19	6	2	29	59	1.08	.201
Waddell, Brandon	3-1	2.23	7	7	0	0	0	36.1	29	10	9	0	1	9	42	1.05	.216
Weiman, Blake	1-2	1.86	16	0	0	0	2	19.1	11	6	4	1	0	4	24	0.78	.164
Team Total	**69-71**	**3.69**	**140**	**140**	**6**	**18**	**37**	**1205.2**	**1126**	**563**	**494**	**108**	**67**	**398**	**964**	**1.26**	**.249**

BINGHAMTON RUMBLE PONIES

Major League Affiliate:
NEW YORK METS
(1992-Present)

Address: 211 Henry St.
Binghamton, NY 13901
Telephone: (607) 722-3866
Fax: (607) 723-7779
E-Mail: info@bingrp.com
Website: www.bingrp.com

ADMINISTRATIVE STAFF

President: John Hughes
Managing Director: John "JB" Bayne
Director of Business Operations: Kelly Hust
Director of Broadcasting & Media Relations: Jacob Wilkins
Director of Community Relations & Box Office Manager: Eddie Saunders
Director of Video Production: Chris Ortega
Director of Marketing & Promotions: Lorin Williams
Director of Stadium Operations: Richard Tylicki
Director of Sales: Bill Koehler
Director of Merchandise & Retail Sales: Jessica Swartz
Senior Account Executive: Tony Rogers
Scholastic Programs Coordinator: Lou Ferraro

JOHN BAYNE

FIELD STAFF


LORENZO BUNDY

Manager: Lorenzo Bundy
Pitching Coach: Jonathan Hurst
Hitting Coach: Tony Jaramillo
Bench Coach: Luis Rivera
Athletic Trainer: Kiyoshi Tada
Performance Coach: Tanner Miracle

NYSEG STADIUM

STADIUM INFORMATION

Name of Park: NYSEG Stadium
Capacity: 6,012
Outfield Distances:
LF: 330', CF: 400', RF: 330'
Year Opened: 1992

TICKET INFORMATION

Box Seats: $14.00
Seniors & Children: $12.00
Reserved Grandstand: $10.00
Seniors & Children: $8.00
Note: All ticket prices increase by $3.00 on the day of the game.

DIRECTIONS TO NYSEG STADIUM

From Points North (I-81): Take I-81 South to Binghamton and get off at Exit #5 (I-88 E/Front St/Broome CC). Go 0.2 miles and turn left onto US-11 N/Front St for 0.5 miles. Turn left onto US-11 N/Front St and go 0.2 miles. Turn left onto Country Rd 145/Bevier St and drive 0.2 miles. At the 1st right turn onto Chenango St and continue 0.6 miles. Turn left and stay on Chenango St for 0.7 miles. Turn left onto Centennial Plaza and go 335 feet. Take the 1st left onto Henry Street and go 0.1 miles. NYSEG Stadium will appear on your left side.
From Points South (I-81): Take I-81 North to Binghamton and get off at Exit #4S. Take Rt. 7 approximately 0.75 miles and get off at U.S. Rt. 11 exit. Travel straight through the traffic light to the stadium.
From Points South/East (17/Future I-86): Follow NY Rt. 17 West to Exit #4S. Take Rt. 7 approximately 0.75 miles and get off at U.S. Rt. 11 exit. Travel straight through the traffic light to the stadium.
From Points West (17/Future I-86): Follow NY Rt. 17 East to Exit #4S. (Keep in my mind that NY Rt. 17 and I-81 are the same road at this point). Take Rt. 7 approximately 0.75 miles and get off at the U.S. Rt. 11 exit. Travel straight through the traffic light to the stadium.
From Points North/East (I-88): Take I-88 West to Exit #1. Follow Rt. 7 South through two traffic lights and approximately 3 miles and exit at the U.S. Rt. 11 exit. Travel straight through the traffic light to the stadium.
From Points North/East (Route 12): Take NY Rt. 12 South until it ends. At its ending point Rt. 12 will turn into U.S. Rt. 11 South. Follow Rt. 11 for 0.2 miles and turn right on to I-81 South. Take I-81 South to Exit #4S. Take Rt. 7 approximately 0.75 miles and get off at the U.S. Rt. 11 exit. Travel straight through the traffic light to the stadium.
From Points South (Route 7): Follow NY Rt. 7 North through Conklin into Binghamton. Turn right on to Tompkins St. and cross the bridge. Travel through the first light after crossing the bridge and turn left at the second light (Henry Street). At the second light take a right into NYSEG Stadium parking lot.

BROADCAST INFORMATION

Radio: *Flagship:* WNBF 1290 AM,
WYOS 1360 AM (weekday day games)
Broadcaster: Jacob Wilkins

NEWSPAPER COVERAGE

Binghamton Press & Sun Bulletin

DIRECTOR OF MINOR LEAGUE OPERATIONS

Ronny Reyes
Citi Field
126th Street
Flushing, NY 11368
(718) 507-6387

BINGHAMTON RECORDS

Year	W	L	PCT.	Overall Finish	Playoff Results	Attendance	Manager	Affiliate
1923	67	55	.549	4			John Hummel	
1924	63	65	.488	5			John Haddock	
							Mick Konnick	
							Bud Weiser	
1925	65	63	.508	3			John Haddock	
							Mick Konnick	
1926	67	67	.500	5			Mick Konnick	
1927	57	81	.413	7			Mike McNally	
1928	83	57	.593	2			Mike McNally	
1929	83	56	.597	1			Mike McNally	
1930	67	72	.482	4		53,100	Billy Webb	
1931	76	64	.543	3			Heinie Groh	
1932	69	71	.493	4			Heinie Groh	
							Billy Meyer	Yankees
1933	79	55	.590	1			Billy Meyer	Yankees
1934	76	62	.551		vs. Williamsport 2-4		Billy Meyer	Yankees
	41	28	.594	1 (1st half)				
	35	34	.507	3 (2nd half)				
1935	75	60	.555		vs. Scranton 4-3		Billy Meyer	Yankees
	35	31	.530	5 (1st half)				
	40	29	.580	1 (2nd half)				
1936	81	58	.583				Bill Skiff	Yankees
	38	32	.543	2 (1st half)				
	43	26	.623	2 (2nd half)				
1937	67	69	.493	4		72,714	Bill Skiff	Yankees
1938	84	51	.622	1	vs. Elmira 2-3	114,791	Bruno Betzel	Yankees
1939	71	69	.507	5		104,377	Bruno Betzel	Yankees
1940	77	82	.554	2	vs. Albany 3-1	95,308	Bruno Betzel	Yankees
					vs. Hartford 4-1			
1941	68	69	.497	5		61,300	Phil Page	Yankees
1942	80	60	.571	3	vs. Albany 3-2	103,528	Eddie Sawyer	Yankees
					vs. Scranton 1-4			
1943	74	66	.529	5		45,306	Eddie Sawyer	Yankees
1944	64	71	.474	3	vs. Albany 3-0	64,771	Gene Martin	Yankees
					vs. Utica 4-2			
1945	56	81	.409	7		52,555	Bill Cronin	Yankees
1946	51	89	.364	8		85,480	Garland Braxton	Yankees
							Lefty Gomez	
1947	52	88	.371	8		110,277	Lefty Gomez	Yankees
1948	58	82	.414	6		109,515	Buddy Hassett	Yankees
1949	70	70	.500	4	vs. Scranton 4-0	182,778	George Selkirk	Yankees
					vs. Wilkes-Barre 4-3			
1950	81	58	.583	2	vs. Albany 4-1	161,388	George Selkirk	Yankees
					vs. Wilkes-Barre 1-4			
1951	69	69	.500	6		90,757	Bill Skiff	Yankees
1952	77	60	.562	2	vs. Schenectady 4-3	79,902	Jim Gleeson	Yankees
					vs. Reading 4-1			
1953	96	55	.636	2	vs. Albany 4-1	89,301	Phil Page	Yankees
					vs. Reading 4-2			
1954	70	70	.500	5		49,221	Phil Page	Yankees
1955	75	62	.547	3	vs. Allentown 1-3	89,529	George Stirnweiss	Yankees
1956	81	58	.583	2	vs. Reading 0-3	77,317	Freddie Fitzsimmons	Yankees
1957	85	55	.607	1	vs. Albany 2-3	94,092	Steve Souchock	Yankees
1958	66	68	.493		vs. Williamsport 3-0	62,357	Steve Souchock	Yankees
	45	27	.672	1 (1st half-N)	vs. Lancaster 3-2			
	21	41	.339	4 (2nd half-N)				
1959	71	68	.511	4	vs. Springfield 0-3	60,449	Charlie Silvera	Yankees
1960	70	69	.504	2	vs. Springfield 1-2	71,671	Dee Phillips	Yankees
1961	75	64	.540	3		62,283	Jim Gleeson	Yankees
1962	60	80	.429	6		71,810	Granny Hamner	Athletics
							Dan Carnavale	
1963	65	75	.464	4		47,465	John McNamara	Athletics
1967	82	58	.586	1 (East)	vs. Elmira 3-1	52,538	Jack Reed	Yankees
1968	67	72	.482	4	vs. Reading 0-2	47,834	Frank Verdi	Yankees
							Cloyd Boyer	
							Jim Gleeson	
1992	78	59	.572	2	vs. Harrisburg 3-1	259,183	Steve Swisher	Mets
					vs. Canton-Akron 3-2			
1993	68	72	.486	5		225,467	Steve Swisher	Mets
1994	82	59	.582	3	vs. New Haven 3-0	217,600	John Tamargo	Mets
					vs. Harrisburg 3-1			
1995	67	75	.472	8		200,077	John Tamargo	Mets

1996	76	66	.535	3	vs. Harrisburg 2-3	202,461	John Tamargo	Mets
1997	66	76	.465	8		200,513	Rick Sweet	Mets
1998	82	60	.577	2	vs. New Britain 1-3	216,191	John Gibbons	Mets
1999	54	88	.380	12		203,674	Doug Davis	Mets
2000	82	58	.586	2	vs. New Haven 1-3	184,695	Doug Davis	Mets
2001	73	68	.518	6		197,113	Howie Freiling	Mets
2002	73	68	.518	6		214,289	Howie Freiling	Mets
2003	63	78	.447	9		211,533	John Stearns	Mets
2004	76	66	.535	4	vs. New Hampshire 1-3	216,493	Ken Oberkfell	Mets
2005	63	79	.444	T-11		222,243	Jack Lind	Mets
2006	70	70	.500	6		215,336	Juan Samuel	Mets
2007	61	81	.430	11		230,053	Mako Oliveras	Mets
2008	73	69	.514	T-5		220,638	Mako Oliveras	Mets
2009	54	86	.386	12		210,526	Mako Oliveras	Mets
2010	66	76	.465	T-10		203,823	Tim Teufel	Mets
2011	65	76	.461	10		209,044	Wally Backman	Mets
2012	68	74	.479	9		196,929	Pedro Lopez	Mets
2013	86	55	.610	1	vs. Trenton 0-3	185,093	Pedro Lopez	Mets
2014	83	59	.585	2	vs. Portland 3-2 vs. Richmond 3-0	171,279	Pedro Lopez	Mets
2015	77	64	.546	3	vs. Reading 0-3	188,104	Pedro Lopez	Mets
2016	63	77	.450	8		172,859	Pedro Lopez	Mets
2017	85	54	.612	2	vs. Trenton 1-3	190,765	Luis Rojas	Mets
2018	64	76	.457	9		220,279	Luis Rojas	Mets
2019	67	73	.479			182,990	Kevin Boles	Mets
	35	29	.547	4 (1st half-E)				
	32	44	.421	6 (2nd half-E)				
71	**5056**	**4816**	**.512**		**92-81 .532**	**8,232,964**		

***Note*:** Attendance records are incomplete

League Champions: 1929, 1933, 1935, 1940, 1944, 1949, 1952, 1953, 1958, 1967, 1992, 1994, 2014

INDIVIDUAL SEASON BATTING RECORDS / **TEAM SEASON BATTING RECORDS**

				Most		Least	
Games:	141	Chris Saunders	1996	142	1995-99, 2004-05 2007-08, 2010, 2012, 2014	139	1992, 2017
At Bats:	531	Ricky Otero	1994	4856	1994	4457	2017
Runs	96	Ricky Otero	1994	718	2010, 2014	**525**	**2019**
Hits:	162	Jason Tyner	1999	1344	1994	**1084**	**2019**
Total Bases:	255	Mike Jacobs	2005	2088	2010	1597	1992
Doubles:	42	Jason Hardtke	1995	312	2010	191	1992
Triples:	13	Wayne Lydon	2005	45	1993	18	1997
Home Runs:	37	Matt Raleigh	1997	182	1997	64	2009
RBI:	105	Chris Saunders	1996	668	2010, 2014	**490**	**2019**
Walks:	102	Allan Dykstra	2013	572	1996	389	2000
Strikeouts:	201	Robert Stratton	2001	1193	2001	805	1994
Sacrifices:	19	Wayne Lydon	2005	95	2005	9	2015
Sacrifice Flies:	11	Chris Saunders	1996	55	1994-95	24	2001
Stolen Bases:	66	Esix Snead	2002	215	2002	48	2010
Average:	.345	Jay Payton	1995	.280	2003	**.243**	**2019**

INDIVIDUAL SEASON PITCHING RECORDS / **TEAM SEASON PITCHING RECORDS**

				Most		Least	
Games:	63	Jim McCready	1994	142	1995-99, 2004-05 2007-08. 2010 2012, 2014	139	1992, 2017
Complete Games:	6	Cory Lidle	1996	22	1992	1	1999, 2004, 2011
Shutouts:	4	Bobby Jones	1992	20	2017	2	2004
Wins:	14	Bill Pulsipher	1994	86	2013	54	1999, 2009
	14	Cory Lidle	1996				
Losses:	15	Jason Saenz	2001	88	1999	54	2017
Saves:	38	Jeff Walters	2013	49	2000	26	2005
Innings:	201	Bill Pulsipher	1994	1261.1	1994	1176.2	2017
Walks:	89	Bill Pulsipher	1994	573	2003	359	2014
Strikeouts:	176	Jesus Sanchez	1997	1185	2013	717	1993
ERA:	1.88	Bobby Jones	1992	4.99	2009, 2010	3.12	1992

***Note*:** Team and Individual Records listed are for the current Binghamton organization (1992-Present)

2019 BINGHAMTON RUMBLE PONIES STATISTICS

BATTER	AVG	G	AB	R	H	2B	3B	HR	RBI	TB	BB	IBB	SO	SB	CS	OBP	SLG	OPS
Alcantara, Arismendy	.263	27	99	16	26	7	0	2	10	39	11	0	27	5	1	.342	.394	.736
Avant, Chandler	.000	2	6	0	0	0	0	0	0	0	0	0	2	0	0	.000	.000	.000
Barnes, Barrett	.228	96	311	40	71	17	0	12	50	124	47	1	96	4	4	.350	.399	.749
Blackham, Matt	.000	10	1	0	0	0	0	0	0	0	0	0	1	0	0	.000	.000	.000
Bohanek, Cody	.182	8	22	4	4	0	0	0	2	4	1	0	5	0	2	.217	.182	.399
Bossart, Austin	.200	19	60	4	12	6	0	0	4	18	7	0	16	0	0	.300	.300	.600
Brodey, Quinn	.251	77	247	22	62	16	0	5	24	93	22	0	61	5	2	.314	.377	.691
Carpio, Luis	.263	82	243	28	64	15	0	3	22	88	28	0	49	2	6	.347	.362	.709
Cecchini, Gavin	.245	43	139	13	34	3	0	3	21	46	12	0	32	3	1	.295	.331	.626
Church, Andrew	.000	2	4	0	0	0	0	0	0	0	0	0	3	0	0	.000	.000	.000
Dibrell, Tony	.000	4	4	0	0	0	0	0	0	0	0	0	1	0	0	.000	.000	.000
Escalera, Alfredo	.125	7	24	0	3	0	0	0	1	3	1	0	11	0	1	.160	.125	.285
Fermin, Edgardo	.314	14	35	5	11	3	1	0	3	16	3	0	10	2	1	.390	.457	.847
Gilliam, Ryley	.000	5	1	1	0	0	0	0	1	0	0	0	0	0	0	.000	.000	.000
Giménez, Andrés	.250	117	432	54	108	22	5	9	37	167	24	0	102	28	16	.309	.387	.696
Gonzalez, Harol	.231	7	13	1	3	1	0	0	2	4	1	0	6	0	0	.286	.308	.594
Haggerty, Sam	.259	68	247	39	64	8	5	2	13	88	40	0	78	19	4	.370	.356	.726
Houle, Dustin	.205	15	44	3	9	3	0	1	5	15	1	0	12	0	0	.222	.341	.563
Jannis, Mickey	.083	7	12	1	1	0	0	0	0	1	1	0	3	0	0	.154	.083	.237
Kaczmarski, Kevin	.241	45	137	13	33	6	0	2	17	45	20	1	39	4	3	.340	.328	.668
Kay, Anthony	.125	3	8	0	1	0	0	0	0	1	0	0	3	0	0	.125	.125	.250
Krizan, Jason	.257	97	323	36	83	22	1	12	54	143	38	0	36	0	0	.335	.443	.778
Lee, Braxton	.275	80	265	30	73	13	2	2	25	96	30	1	72	6	4	.350	.362	.712
Lee, Zach	.333	2	3	0	1	0	0	0	0	1	0	0	1	0	0	.333	.333	.666
Mazeika, Patrick	.245	116	413	50	101	25	1	16	69	176	37	0	89	1	0	.312	.426	.738
McGeorge, Austin	.000	6	1	0	0	0	0	0	0	0	0	0	0	0	0	.000	.000	.000
McIlraith, Thomas	.000	2	1	0	0	0	0	0	0	0	0	0	1	0	0	.000	.000	.000
Paez, Michael	.219	99	311	30	68	13	1	3	31	92	29	0	58	0	2	.297	.296	.593
Peterson, David	.250	9	12	1	3	0	1	0	0	5	2	0	4	0	0	.357	.417	.774
Pizzano, Dario	.226	35	115	20	26	2	0	3	15	37	18	1	13	0	0	.331	.322	.653
Rennie, Luc	.000	3	6	0	0	0	0	0	0	0	0	0	2	0	0	.000	.000	.000
Sanchez, Ali	.278	71	270	28	75	13	0	1	30	91	23	3	52	1	0	.337	.337	.674
Shaw, Joseph	.000	11	0	0	0	0	0	0	0	0	0	0	0	0	0	.000	.000	.000
Smith, Kevin	.500	2	2	0	1	0	0	0	0	1	0	0	0	0	0	.500	.500	1.000
Taylor, Blake	.000	7	2	0	0	0	0	0	0	0	0	0	2	0	0	.000	.000	.000
Tejada, Rubén	.556	2	9	1	5	2	0	0	1	7	0	0	2	0	0	.556	.778	1.334
Thompson, David	.230	82	278	33	64	12	2	6	23	98	23	0	61	10	3	.304	.353	.657
Toffey, Will	.219	91	269	42	59	18	1	5	27	94	50	1	90	5	3	.347	.349	.696
Uceta, Adonis	.000	12	1	0	0	0	0	0	0	0	0	0	1	0	0	.000	.000	.000
Vasquez, Jeremy	.231	12	39	4	9	1	0	0	0	10	6	0	6	0	1	.333	.256	.589
Wilson, Tommy	.200	3	5	1	1	1	0	0	0	2	0	0	3	0	0	.200	.400	.600
Zanghi, Joe	.000	6	1	0	0	0	0	0	0	0	0	0	1	0	0	.000	.000	.000
Zanon, Jacob	.188	16	48	5	9	3	0	0	3	12	3	0	14	0	0	.231	.250	.481
Team Total	**.243**	**140**	**4463**	**525**	**1084**	**232**	**20**	**87**	**490**	**1617**	**478**	**8**	**1065**	**95**	**54**	**.323**	**.362**	**.686**

PITCHER	W-L	ERA	G	GS	CG	SH	SV	IP	H	R	ER	HR	HBP	BB	SO	WHIP	AVG
Blackham, Matt	5-2	2.72	28	0	0	0	6	39.2	21	16	12	4	0	21	59	1.06	.156
Campos, Yeizo	0-3	5.52	8	1	0	0	0	14.2	15	9	9	3	1	3	12	1.23	.268
Church, Andrew	0-2	5.57	4	3	0	0	0	21	27	15	13	4	0	2	18	1.38	.314
Conlon, P.J.	1-0	0.00	1	0	0	0	0	1	0	0	0	0	0	0	2	0.00	.000
Dibrell, Tony	0-8	9.31	9	8	0	0	0	38.2	51	41	40	10	2	21	37	1.86	.321
Gibbons, Michael	3-5	5.06	8	8	0	0	0	37.1	38	24	21	7	2	18	40	1.50	.266
Gilliam, Ryley	3-0	4.34	12	0	0	0	1	18.2	15	9	9	1	1	7	28	1.18	.224
Gonzalez, Harol	6-4	3.14	17	16	0	0	0	97.1	83	37	34	12	3	23	89	1.09	.230
Hanhold, Eric	2-0	1.23	9	0	0	0	2	14.2	9	2	2	1	0	5	18	0.95	.176
Jannis, Mickey	7-5	3.10	20	18	1	0	0	119	123	48	41	2	4	31	103	1.29	.266
Jones, Zack	1-0	14.40	4	0	0	0	0	5	4	8	8	0	1	9	5	2.60	.211
Kay, Anthony	7-3	1.49	12	12	1	1	0	66.1	38	13	11	2	5	23	70	0.92	.165
Krizan, Jason	0-0	23.14	3	0	0	0	0	2.1	9	6	6	1	0	0	1	3.86	.563
Lee, Zach	5-1	2.09	8	8	0	0	0	47.1	37	13	11	3	2	6	37	0.91	.208
Mazza, Chris	0-2	3.42	4	4	0	0	0	23.2	26	10	9	0	3	8	21	1.44	.280
McGeorge, Austin	0-4	3.55	14	3	0	0	1	33	36	24	13	5	2	14	27	1.52	.275
McIlraith, Thomas	0-1	3.60	3	0	0	0	0	5	2	2	2	1	0	1	7	0.60	.125
Megill, Tylor	0-1	5.40	1	1	0	0	0	5	5	3	3	0	0	0	9	1.00	.250
Nogosek, Stephen	0-0	0.95	11	0	0	0	1	19	13	4	2	0	0	12	20	1.32	.203
Peterson, David	3-6	4.19	24	24	0	0	0	116	119	63	54	9	6	37	122	1.34	.263
Ramos, Darwin	0-0	9.00	1	0	0	0	0	2	4	2	2	0	0	1	0	2.50	.444
Rennie, Luc	0-2	5.01	4	4	0	0	0	23.1	17	15	13	5	2	8	23	1.07	.205
Renteria, Marcel	0-0	0.00	1	0	0	0	1	1	1	0	0	0	0	0	2	1.00	.250
Roseboom, David	1-1	8.76	8	0	0	0	1	12.1	16	13	12	3	0	9	11	2.03	.320
Ryan, Ryder	3-1	3.05	25	2	0	0	0	44.1	33	17	15	2	2	23	40	1.26	.210
Shaw, Joseph	1-4	3.83	20	3	0	0	1	40	39	21	17	3	3	17	45	1.40	.257
Simon, Jake	0-0	6.75	1	0	0	0	0	1.1	2	1	1	0	0	2	3	3.00	.400
Smith, Kevin	3-2	3.45	6	6	0	0	0	31.1	25	12	12	1	0	15	28	1.28	.227
Szapucki, Thomas	0-0	0.00	1	1	0	0	0	4	2	1	0	0	2	1	4	0.75	.133
Taylor, Blake	0-1	1.85	18	0	0	0	3	39	25	10	8	2	2	12	45	0.95	.179
Torres, Joshua	2-2	7.45	17	0	0	0	0	29	39	26	24	8	0	8	29	1.62	.310
Uceta, Adonis	5-3	1.44	36	1	0	0	7	56.1	41	11	9	3	1	17	55	1.03	.207
Vargas, Jason	0-0	2.25	1	1	0	0	0	4	2	1	1	1	0	3	5	1.25	.143
Vilera, Jaison	0-1	3.18	1	1	0	0	0	5.2	8	2	2	0	0	0	4	1.41	.320
Villines, Stephen	2-1	1.20	28	0	0	0	7	45	34	9	6	1	3	14	42	1.07	.209
Wilson, Tommy	4-5	4.96	13	13	1	0	0	69	65	41	38	11	3	18	60	1.20	.246
Zanghi, Joe	3-3	2.34	31	2	0	0	4	57.2	43	19	15	1	4	27	50	1.21	.212
Team Total	**67-73**	**3.59**	**140**	**140**	**3**	**13**	**35**	**1190**	**1067**	**548**	**475**	**106**	**54**	**416**	**1171**	**1.25**	**.239**

BOWIE BAYSOX

Major League Affiliate:
BALTIMORE ORIOLES
(1993-Present)

Address: 4101 Crain Highway
Bowie, MD 20716
Telephone: (301) 805-6000
Fax: (301) 464-4911
E-Mail: info@baysox.com
Website: www.baysox.com

ADMINISTRATIVE STAFF

President: Ken Young
General Manager: Brian Shallcross
Assistant General Manager & Director of Marketing: Phil Wrye
Business Manager: Landon Ferrell
Director of Ticket Operations: Charlene Fewer
Director of Corporate Partnerships: Matt McLaughlin
Director of Game Day Staff: Darlene Mingioli
Director of Broadcasting & Corporate Sponsorship Account Mgr.: Adam Pohl
Assistant Director of Ticket Operations: Scott Rupp
Assistant Director of Ticket Operations: Mauricio Simms
Box Office Manager: Aaron Ware
Communications Manager: Robby Veronesi
Community Programs Manager: Saul Castillo
Promotions Manager: Chris Rogers
Video Production Manager: Mitchell Block
Head Groundskeeper: Richard Douglas
Assistant Groundskeeper: Darren Blackmon

BRIAN SHALLCROSS

FIELD STAFF

BUCK BRITTON

Manager: Buck Britton
Hitting Coach: Tim Gibbons
Pitching Coach: Justin Ramsey
Fundamentals Coach: Butch Davis
Athletic Trainer: Brian Guzman
Development Coach: Grant Anders

PRINCE GEORGE'S STADIUM

STADIUM INFORMATION

Name of Park: Prince George's Stadium
Capacity: 10,000
Outfield Distance:
LF: 309', CF: 405', RF: 309'
Outfield fence height: 8'
Year opened: 1994

TICKET INFORMATION

Box Seating: $16
Adult Reserved: $13
Kids/Senior/Military Reserved: $11
General Admission - Adult: $11
General Admission - Kids/Senior/Military: $8
Note: All ticket prices increase by $2.00 on the day of the game.

DIRECTIONS TO PRINCE GEORGE'S STADIUM

From Washington DC, Northern VA, or Capitol Beltway: Follow Capitol Beltway or New York Ave. to U.S. 50 East (Exit 19 A off Beltway). Exit U.S. 50 at MD 197 (South). Follow until it ends at U.S. 301. Turn left onto 301 North, then right at the first light into Ballpark Drive. Additional parking available by turning right at the second light onto Governors Bridge Rd.
From Baltimore Beltway: Take Exit 4 [Rt. 97 South] toward Annapolis. Proceed to Exit 7 [Rt. 3, South to Bowie/ Odenton]. Remain on Rt. 3 [approximately 11 miles]. After passing under the Rt. 50 Overpass, proceed to second traffic light and turn left into Ballpark Drive. [Note: Rt. 3 changes to 301 South at Rt. 50]. Additional parking available off Governors Bridge Rd. Turn left at first light south of Rt. 50.
From Southern Maryland: Take Rt. 301 North past Upper Marlboro. Proceed through traffic light at the Rt. 197 intersection [Rip's Country Inn will be on the right] to the next traffic light, then turn into Ballpark Dr..
From Annapolis, Maryland: Take Rt. 50 West to Exit 13A [Rt. 301 South]. Proceed to the second traffic light and turn left into Ballpark Dr. Additional parking available off Governors Bridge Rd. Turn left at first light south of Route 50.
From Columbia, Maryland: Take Rt. 32 East to Rt. 3 South [toward Bowie]. After passing under the Rt. 50 Overpass, proceed to second traffic light and turn left into Ballpark Dr. [Note: Rt. 3 changes to 301 South at Rt. 50].
From Laurel, Maryland: Take Rt. 197 South through Bowie until it ends at Rt. 301. Turn left [North] on Rt. 301 and stay in right lane. Proceed to first traffic light and turn right into Ballpark Dr.

BROADCAST INFORMATION

Radio: 1430 AM WNAV
Online: www.1430wnav.com
Broadcasters: Adam Pohl, Paul Fritschner

NEWSPAPER COVERAGE

Capital Gazette: Katherine Fominykh
Prince George's Sentinel: José Umaña

DIRECTOR OF MINOR LEAGUE OPERATIONS

Kent Qualls
Baltimore Orioles
333 West Camden Street
Baltimore, MD 21201
(410) 685-9800

BOWIE RECORDS

Year	W	L	PCT.	Overall Finish	Playoff Results	Attendance	Manager	Affiliate
1993*	72	68	.514	3	vs. Canton-Akron 2-3	254,861	Don Buford	Orioles
1994	84	58	.592	2	vs. Harrisburg 2-3	293,665	Pete Mackanin	Orioles
1995	68	74	.479	6		463,976	Moe Drabowsky Tim Blackwell	Orioles
1996	54	88	.380	10		396,086	Bob Miscik	Orioles
1997	75	67	.528	3	vs. Harrisburg 2-3	409,285	Joe Ferguson	Orioles
1998	71	71	.500	6		400,058	Joe Ferguson	Orioles
1999	70	71	.496	6		421,398	Joe Ferguson	Orioles
2000	65	77	.458	10		400,338	Andy Etchebarren	Orioles
2001	59	82	.418	11		350,127	Dave Machemer	Orioles
2002	55	85	.393	11		341,322	Dave Cash Dave Stockstill	Orioles
2003	69	72	.489	8		329,679	Dave Trembley	Orioles
2004	73	69	.514	5		312,354	Dave Trembley	Orioles
2005	74	68	.521	T-4		314,277	Don Werner	Orioles
2006	67	74	.475	8		285,277	Don Werner	Orioles
2007	72	68	.514	5		287,098	Bien Figueroa	Orioles
2008	84	58	.592	2	vs. Akron 1-3	261,459	Brad Komminsk	Orioles
2009	73	69	.514	4		247,660	Brad Komminsk	Orioles
2010	75	67	.528	5		251,728	Brad Komminsk	Orioles
2011	75	66	.532	4		255,832	Gary Kendall	Orioles
2012	78	64	.549	3	vs. Akron 2-3	248,210	Gary Kendall	Orioles
2013	71	71	.500	5		252,593	Gary Kendall	Orioles
2014	72	70	.507	6		248,630	Gary Kendall	Orioles
2015	79	63	.556	2	vs. Altoona 3-1 vs. Reading 3-2	256,865	Gary Kendall	Orioles
2016	56	86	.394	12		236,349	Gary Kendall	Orioles
2017	72	68	.514	T-4	vs. Altoona 0-3	234,789	Gary Kendall	Orioles
2018	67	71	.486	6		230,347	Gary Kendall	Orioles
2019	76	64	.543		vs. Harrisburg 3-1	224,686	Buck Britton	Orioles
	30	38	.441	5 (1st half-W)	vs. Trenton 1-3			
	46	26	.639	T-1 (2nd half-W)				
27	**1906**	**1909**	**.499**		**19-25 .432**	**8.208,949**		

*1993 team played games at Memorial Stadium in Baltimore, MD

League Champions: 2015

INDIVIDUAL SEASON BATTING RECORDS

				TEAM SEASON BATTING RECORDS			
				Most		**Least**	
Games:	142	Curtis Goodwin	1994	142	1994-98, 2000, 2003-05, 2008-10, 2012-16	138	2018
At Bats:	597	Curtis Goodwin	1994	4841	2014	4482	2009
Runs	105	Curtis Goodwin	1994	750	1994	561	2009
Hits:	171	Curtis Goodwin	1994	1361	2017	**1128**	**2019**
Total Bases:	276	Calvin Pickering	1998	2100	2017	1683	2002
Doubles:	43	Ryan Adams	2010	268	2014, 2017	201	1998
Triples:	17	Brad Tyler	1993	44	1993	16	1995, 1997
Home Runs:	33	Walter Young	2004	143	2017	79	2002, 2009
	33	Joel Guzman	2010				
RBI:	114	Calvin Pickering	1998	683	2008	502	2002
Walks:	98	Calvin Pickering	1998	584	2012	372	2002
Strikeouts:	179	Brandon Waring	2010	1143	2011	775	1994
Sacrifices:	25	Augie Ojeda	1999	69	1999	15	2018
Sacrifice Flies:	12	Alex Ochoa	1994	60	1994	24	1998
Stolen Bases:	59	Curtis Goodwin	1994	192	1994	52	2008
Average:	.335	Lou Montanez	2008	.283	2017	**.246**	**2019**

INDIVIDUAL SEASON PITCHING RECORDS

				TEAM SEASON PITCHING RECORDS			
				Most		**Least**	
Games:	67	Matt Snyder	1997	142	1994-98, 2000, 2003-05, 2008-10, 2012-16	**138**	**2018**
Complete Games:	5	Josh Towers	1999	19	1994	0	2004, 2010
Shutouts:	3	Calvin Maduro	1996	**16**	**2003, 2019**	5	1995, 2018
	3	John Stephens	2001				
Wins:	15	Brad Bergesen	2008	84	1994, 2008	54	1996
Losses:	13	Shane Hale	1996	88	1996	58	1994, 2008
	13	Mike Paradis	2001				
	13	Mike Paradis	2002				
	13	David Hess	2016				
Saves:	32	Julio Manon	2008	51	2012	25	1996
Innings:	189.0	Josh Towers	1999	1260.2	1999	1193.2	2018
Walks:	86	Chris Waters	2007	567	2007	351	2001
Strikeouts:	177	Jimmy Haynes	1994	1168	2005	887	1993
ERA:	1.84	John Stephens	2001	4.62	2002	**3.18**	**2019**

2019 BOWIE BAYSOX STATISTICS

BATTER	AVG	G	AB	R	H	2B	3B	HR	RBI	TB	BB	IBB	SO	SB	CS	OBP	SLG	OPS
Bannon, Rylan	.255	110	388	45	99	22	4	8	42	153	47	1	72	8	4	.345	.394	.739
Billingsley, Cole	.250	10	24	5	6	2	0	0	2	8	2	0	5	0	0	.308	.333	.641
Brockmeyer, Cael	.107	9	28	3	3	1	0	0	1	4	2	0	8	1	0	.188	.143	.331
Cervenka, Martin	.206	46	160	14	33	1	0	4	17	46	13	0	55	2	0	.268	.288	.556
Clare, Chris	.168	36	101	14	17	4	0	0	4	21	12	0	26	1	1	.276	.208	.484
Cumberland, Brett	.248	41	125	21	31	8	0	4	20	51	23	0	34	0	0	.395	.408	.803
Diaz, Yusniel	.262	76	286	45	75	19	4	11	53	135	32	0	67	0	3	.335	.472	.807
Evans, Ian	.000	3	6	0	0	0	0	0	1	0	1	0	2	0	0	.125	.000	.125
Feliz, Anderson	.285	37	137	19	39	13	0	3	30	61	17	0	36	5	2	.363	.445	.808
Hays, Austin	.268	14	56	9	15	5	0	3	11	29	5	0	11	3	1	.328	.518	.846
Hoiles, Dalton	.000	2	4	0	0	0	0	0	0	0	0	0	4	0	0	.000	.000	.000
Jarrett, Zach	.207	26	92	4	19	5	0	0	9	24	4	0	25	1	1	.245	.261	.506
Levy, Stuart	.250	6	16	4	4	0	0	2	3	10	3	0	4	0	0	.400	.625	1.025
McCoy, Mason	.266	105	429	60	114	13	7	2	31	147	36	0	84	10	3	.326	.343	.669
McKenna, Ryan	.232	135	488	78	113	26	6	9	54	178	59	1	121	25	11	.321	.365	.686
Miller, Sean	.093	18	54	5	5	0	0	0	1	5	1	0	20	0	0	.109	.093	.202
Mullins, Cedric	.271	51	199	35	54	11	0	5	18	80	22	1	31	20	3	.341	.402	.743
Nichting, T.J.	.256	105	352	40	90	18	3	6	34	132	16	0	70	7	2	.293	.375	.668
Palmeiro, Preston	.237	105	350	50	83	21	1	5	42	121	26	0	85	2	1	.289	.346	.635
Pèrez, Carlos	.251	94	350	34	88	22	0	14	60	152	20	1	52	0	0	.302	.434	.736
Reyes, Jomar	.000	1	1	0	0	0	0	0	0	0	0	0	0	0	0	.000	.000	.000
Rifaela, Ademar	.257	60	218	24	56	12	3	8	33	98	17	2	67	1	1	.314	.450	.764
Ripken, Ryan	.282	30	103	6	29	5	1	1	9	39	4	0	24	0	0	.315	.379	.694
Ruiz, Rio	.000	2	8	0	0	0	0	0	0	0	1	0	1	0	0	.111	.000	.111
Stewart, DJ	.308	4	13	5	4	1	0	1	6	8	3	0	2	0	0	.471	.615	1.086
Torres, Alexis	.255	15	51	4	13	1	0	2	7	20	3	0	17	0	0	.309	.392	.701
Trumbo, Mark	.231	3	13	1	3	1	0	0	0	4	0	0	3	0	0	.231	.308	.539
Valentín, Jesmuel	.256	115	403	47	103	24	3	8	46	157	45	1	95	10	7	.334	.390	.724
Vielma, Engelb	.222	3	9	3	2	0	0	0	1	2	2	0	2	0	0	.364	.222	.586
Wynns, Austin	.294	4	17	2	5	2	0	0	4	7	3	0	4	0	0	.400	.412	.812
Yahn, Willy	.223	32	112	11	25	9	0	0	6	34	3	0	23	1	0	.241	.304	.545
Team Total	**.246**	**140**	**4593**	**588**	**1128**	**246**	**32**	**96**	**545**	**1726**	**422**	**7**	**1050**	**97**	**40**	**.314**	**.376**	**.690**

PITCHER	W-L	ERA	G	GS	CG	SH	SV	IP	H	R	ER	HR	HBP	BB	SO	WHIP	AVG
Alvarado, Cristian	3-3	2.66	40	0	0	0	13	74.1	51	27	22	7	2	18	70	0.93	.189
Araujo, Pedro	1-3	3.63	24	0	0	0	0	39.2	26	20	16	7	1	19	40	1.13	.183
Baumann, Michael	6-2	2.31	13	11	2	2	1	70	45	19	18	2	1	21	65	0.94	.186
Bleier, Richard	0-0	0.00	2	1	0	0	0	2	2	0	0	0	0	1	1	1.50	.286
Chleborad, Tanner	1-2	3.74	11	0	0	0	0	21.2	19	12	9	2	1	6	24	1.15	.226
Erwin, Tyler	3-3	2.43	36	0	0	0	8	40.2	40	15	11	0	1	15	35	1.35	.255
Flaa, Jay	0-2	2.81	11	0	0	0	1	16	17	8	5	1	2	6	28	1.44	.270
Gonzalez, Brian	0-2	4.32	18	1	0	0	1	41.2	33	21	20	9	1	11	35	1.06	.209
Gonzalez, Luis	2-1	4.19	15	0	0	0	0	19.1	19	12	9	2	1	6	26	1.29	.253
Grover, Taylor	0-1	5.27	12	0	0	0	0	13.2	17	10	8	2	0	5	12	1.61	.309
Harvey, Hunter	2-5	5.19	14	11	0	0	1	59	63	40	34	14	6	21	61	1.42	.274
Herb, Tyler	4-2	3.95	10	10	0	0	0	54.2	48	30	24	5	4	20	45	1.24	.231
Jimenez, Francisco	5-1	2.82	26	0	0	0	0	51	48	20	16	6	2	13	50	1.20	.246
Karns, Nate	0-0	9.00	2	1	0	0	0	3	4	3	3	0	1	2	1	2.00	.444
Klimek, Steven	2-1	1.69	13	1	0	0	0	21.1	15	8	4	0	2	13	22	1.31	.192
Kline, Branden	1-0	0.00	3	0	0	0	0	3	1	0	0	0	0	2	4	1.00	.125
Kremer, Dean	9-4	2.98	15	15	0	0	0	84.2	75	29	28	9	1	29	87	1.23	.239
Lee, Chris	0-0	4.50	1	0	0	0	0	2	1	1	1	1	0	1	3	1.00	.143
Lowther, Zac	13-7	2.55	26	26	0	0	0	148	102	46	42	8	5	63	154	1.11	.197
Molina, Marcos	4-6	4.36	15	14	0	0	0	84.2	85	46	41	15	0	27	58	1.32	.263
Muckenhirn, Zach	3-5	3.21	37	0	0	0	5	53.1	39	22	19	3	1	24	65	1.18	.203
Naughton, Tim	0-0	9.00	1	0	0	0	0	1	1	1	1	1	0	0	0	1.00	.250
Pop, Zach	1-0	0.84	8	0	0	0	0	10.2	7	1	1	0	2	4	11	1.03	.184
Sedlock, Cody	1-2	3.71	9	6	0	0	1	34	30	15	14	3	2	20	34	1.47	.238
Tate, Dillon	2-3	3.48	17	2	0	0	5	33.2	28	14	13	4	2	9	30	1.10	.224
Wells, Alex	8-6	2.95	24	24	1	0	0	137.1	123	50	45	10	4	24	105	1.07	.236
Zimmermann, Bruce	5-3	2.58	18	17	2	2	0	101.1	88	34	29	9	2	34	101	1.20	.227
Team Total	**76-64**	**3.18**	**140**	**140**	**5**	**16**	**36**	**1221.2**	**1027**	**504**	**432**	**120**	**44**	**414**	**1167**	**1.18**	**.226**

ERIE SEAWOLVES

Major League Affiliate:
DETROIT TIGERS
(2001-Present)

Address: 110 East 10th Street
Erie, PA 16501
Telephone: (814) 456-1300
Fax: (814) 456-7520
E-mail: seawolves@seawolves.com
Website: www.seawolves.com

ADMINISTRATIVE STAFF

Owner: Fernando Aguirre
President: Greg Coleman
AGM/Communications: Greg Gania
AGM/Sales: Mark Pirrello
Director, Accounting & Finance: Amy McArdle
Director, Entertainment: David Micik
Director, Merchandise: Christy Buchar
Director, Food and Beverage: Jeff Burgess
Assistant Director, Food & Beverage: Dee Davis
Chef: Ryan Roberts
Ticket Operations Manager: Tom Barnes
Account Executive: Chris McDonald
Account Executive: Joe Peer
Head Groundskeeper: Brandon Schanz

GREG COLEMAN

FIELD STAFF


ARNIE BEYELER

Manager: Arnie Beyeler
Pitching Coach: Mark Johnson
Hitting Coach: Adam Melhuse
Developmental Coach: Tony Smith
Athletic Trainer: Chris Vick
Strength & Conditioning Coach: Phil Hartt

UPMC PARK

STADIUM INFORMATION

Name of Park: UPMC Park
Seating Capacity: 6,000
Outfield Distances:
LF: 317', CF: 400', RF: 328'
Year Opened: 1995

TICKET INFORMATION

Dugout Box Seats: $16
Baseline Box Seats: $13
Upper Box Seats - Adult: $10
Upper Box Seats - Child (12 & under): $9
Upper Box Seats - Senior (60 & over): $9
Upper Box Seats Reserved - Military: $9

DIRECTIONS TO UPMC PARK

From the South: Take US 79 North to East 12th St. (Exit 183A). Take a left onto State St. and a right onto 10th St. Ballpark is located on the left hand side on 10th St.
From the North: Take I-90 West to US 79 North. Exit onto East 12th St. (Exit 183A). Take a left onto State St. and a right onto 10th St. Ballpark is located on the left hand side on 10th St.
From the West: Take I-90 East to US 79 North. Exit onto East 12th St. (Exit 183A). Take a left onto State St. and a right onto 10th St. Ballpark is located on the left hand side on 10th St.
From the East: Take I-86 West towards Erie. Merge onto I-90 West. Take the PA-430 exit (Exit 32) Turn right onto PA-430 W/Bayfront Connector. Continue to follow Bayfront Connector. Turn left onto East 12th St. Turn right onto Holland then left onto 10th St. Ballpark is located on the right hand side of 10th St.

BROADCAST INFORMATION

Radio: Fox Sports Radio 1330 AM WFNN
Internet: www.seawolves.com
Broadcaster: Greg Gania

NEWSPAPER COVERAGE

Erie Times News: Tom Reisenweber

DIRECTOR OF MINOR LEAGUE OPERATIONS

Dan Lunetta
Comerica Park
2100 Woodward Avenue
Detroit, MI 48201
(313) 471-2000

ERIE RECORDS

Year	W	L	PCT.	Overall Finish	Playoff Results	Attendance	Manager	Affiliate
1999	81	61	.570	2	vs. Harrisburg 1-3	234,257	Garry Templeton	Angels
2000	47	94	.333	12		206,208	Don Wakamatsu	Angels
2001	84	58	.592	2	vs. Reading 1-3	246,404	Luis Pujols	Tigers
2002	52	89	.369	12		211,899	Kevin Bradshaw	Tigers
2003	72	70	.507	5		197,656	Kevin Bradshaw	Tigers
2004	80	62	.563	3	vs. Altoona 0-3	242,449	Rick Sweet	Tigers
2005	63	79	.444	T-11		233,415	Duffy Dyer	Tigers
2006	60	81	.426	12		206,875	Duffy Dyer	Tigers
2007	81	59	.579	2	vs. Akron, 1-3	220,401	Matt Walbeck	Tigers
2008	68	74	.479	8		234,955	Tom Brookens	Tigers
2009	71	70	.504	6		220,909	Tom Brookens	Tigers
2010	66	76	.465	T-10		218,748	Phil Nevin	Tigers
2011	67	75	.472	9		224,443	Chris Cron	Tigers
2012	57	84	.404	12		208,725	Chris Cron	Tigers
2013	76	66	.535	3	vs. Harrisburg 1-3	206,780	Chris Cron	Tigers
2014	71	71	.500	7		209,299	Lance Parrish	Tigers
2015	64	78	.451	11		203,655	Lance Parrish	Tigers
2016	62	79	.440	T-9		210,040	Lance Parrish	Tigers
2017	65	75	.464	8		214,394	Lance Parrish	Tigers
2018	63	77	.450	T-11		205,055	Lance Parrish	Tigers
2019	77	61	.558			215,444	Mike Rabelo	Tigers
	31	35	.470	4 (1st half-W)				
	46	26	.639	T-1 (2nd half-W)				
21	**1427**	**1539**	**.481**		**4-15 .211**	**4,572,011**		

INDIVIDUAL SEASON BATTING RECORDS / TEAM SEASON BATTING RECORDS

				Most		Least	
Games:	142	Eric Munson	2001	142	1999, 2001, 2003-05, 2008 2010-11, 2013-15	**138**	**2019**
At Bats:	540	Omar Infante	2001	4833	2005	**4520**	**2019**
Runs	97	Clete Thomas	2007	741	2001	568	2015
Hits:	163	Omar Infante	2001	1320	2001	1087	2006
Total Bases:	286	Steven Moya	2014	2131	2004	1687	2000
Doubles:	35	Eric Munson	2001	278	2014	205	2018
Triples:	11	Andres Torres	2007	49	2009	24	2001
Home Runs:	35	Steven Moya	2014	180	2004	70	2011
RBI:	105	Steven Moya	2014	684	2008	527	2012
Walks:	101	Jamie Johnson	2013	590	2004	386	2015
Strikeouts:	171	James Robbins	2013	1192	2006	896	2003
Sacrifices:	13	Anderson Hernandez	2004	58	1999	**16**	**2019**
	13	Craig Albernaz	2014				
Sacrifice Flies:	16	Larry Barnes	1999	62	2018	30	2010
Stolen Bases:	59	Trent Durrington	1999	180	1999	73	2005
Average:	.313	Daniel Woodrow	2018	.276	2001	.236	2006

INDIVIDUAL SEASON PITCHING RECORDS / TEAM SEASON PITCHING RECORDS

				Most		Least	
Games:	59	Terry Pearson	2001	142	1999, 2001, 2003-05, 2008 2010-11, 2013-15	**138**	**2019**
Complete Games:	6	Brian Cooper	1999	19	1999	1	2005, 2018
Shutouts:	2	Ramon Ortiz	1999	**16**	**2004, 2019**	2	2002
	2	Jeff Farnsworth	2003				
	2	Brooks Brown	2010				
Wins:	15	Tim Kalita	2001	84	2001	47	2000
Losses:	14	Nathan Bumstead	2006	94	2000	58	2001
	14	Chad Green	2015				
Saves:	33	Edwin Almonte	2005	42	2001, 2005	22	2000
Innings:	200	Tim Kalita	2001	1252.1	2010	1198.2	2000
Walks:	79	Nathan Bumstead	2006	557	2000	348	2007
Strikeouts:	153	Seth Etherton	1999	**1262**	**2019**	761	2003
ERA:	**2.56**	**Matt Manning**	**2019**	5.29	2002	**3.29**	**2019**

2019 ERIE SEAWOLVES STATISTICS

BATTER	AVG	G	AB	R	H	2B	3B	HR	RBI	TB	BB	IBB	SO	SB	CS	OBP	SLG	OPS
Alcántara, Sergio	.247	102	324	46	80	10	0	2	27	96	48	0	71	7	6	.346	.296	.642
Azocar, Jose	.286	129	504	65	144	21	3	10	58	201	21	1	132	10	3	.317	.399	.716
Burch, Luke	.323	43	130	18	42	4	0	0	5	46	7	0	48	5	2	.358	.354	.712
Clemens, Kody	.170	13	47	5	8	2	0	1	4	13	6	0	18	0	0	.278	.277	.555
Eaves, Kody	.239	112	393	54	94	19	7	15	63	172	34	0	117	2	1	.298	.438	.736
Gibson, Cam	.235	117	400	45	94	20	6	9	51	153	46	1	102	25	7	.322	.383	.705
Hill, Derek	.243	120	470	78	114	19	5	14	45	185	38	0	147	21	13	.311	.394	.705
Lester, Josh	.223	106	394	52	88	22	1	17	54	163	39	2	103	0	0	.290	.414	.704
MacLaren, Cole	.333	1	3	1	1	1	0	0	0	2	0	0	0	0	0	.333	.667	1.000
Maddox, Will	.154	9	26	4	4	0	0	0	2	4	2	0	7	0	2	.207	.154	.361
Montgomery, Troy	.151	19	53	7	8	2	0	1	7	13	8	0	16	0	1	.262	.245	.507
Morgan, Joey	.148	18	54	2	8	1	0	0	3	9	5	0	16	0	0	.230	.167	.397
Motter, Taylor	.148	10	27	3	4	0	1	0	2	6	5	0	8	1	0	.286	.222	.508
Numata, Chace	.239	71	234	30	56	11	2	4	26	83	16	2	48	0	0	.291	.355	.646
Paredes, Isaac	.282	127	478	63	135	23	1	13	66	199	57	0	61	5	3	.368	.416	.784
Peterson, Cole	.219	41	137	15	30	5	1	0	8	37	3	0	28	3	2	.236	.270	.506
Pinero, Daniel	.237	88	317	34	75	19	1	11	38	129	32	0	84	1	6	.317	.407	.724
Rogers, Jake	.302	28	86	17	26	3	1	5	21	46	19	0	26	0	0	.429	.535	.964
Rosa, Dylan	.140	14	43	6	6	1	0	1	6	10	2	0	20	1	0	.208	.233	.441
Rosoff, Jon	.222	5	9	1	2	0	0	0	0	2	1	0	4	1	0	.300	.222	.522
Schwindel, Frank	.257	46	171	21	44	8	0	5	23	67	11	0	27	0	0	.309	.392	.701
Scivicque, Kade	.333	35	132	14	44	11	0	7	21	76	8	2	24	0	0	.378	.576	.954
Sedio, Chad	.213	23	75	8	16	5	3	1	8	30	3	0	16	0	0	.289	.400	.689
Simcox, A.J.	.154	4	13	0	2	0	1	0	4	4	0	0	3	0	0	.143	.308	.451
Team Total	**.249**	**138**	**4520**	**589**	**1125**	**207**	**33**	**116**	**542**	**1746**	**411**	**8**	**1126**	**82**	**46**	**.317**	**.386**	**.703**

PITCHER	W-L	ERA	G	GS	CG	SH	SV	IP	H	R	ER	HR	HBP	BB	SO	WHIP	AVG
Adleman, Tim	2-0	2.57	2	2	0	0	0	14	10	4	4	1	0	1	14	0.79	.196
Baez, Sandy	0-0	7.71	2	0	0	0	0	2.1	7	2	2	0	0	1	1	3.43	.583
Blackwood, Nolan	6-4	1.76	41	0	0	0	4	66.1	49	21	13	3	2	26	61	1.13	.211
Breto, Liarvis	1-0	3.38	7	0	0	0	0	10.2	8	4	4	1	3	10	10	1.69	.211
Burch, Luke	0-0	27.00	1	0	0	0	0	0.1	2	5	1	0	0	2	0	12.00	.500
Burrows, Beau	1-0	0.00	1	1	0	0	0	5	2	0	0	0	0	2	3	0.80	.125
Carlton, Drew	4-3	1.46	45	0	0	0	19	68	48	20	11	3	1	18	65	0.97	.200
Castro, Anthony	5-3	4.40	27	18	0	0	1	102.1	75	55	50	9	6	65	116	1.37	.207
DeCaster, Ethan	3-2	2.28	25	0	0	0	0	43.1	36	12	11	1	3	9	39	1.04	.231
Ecker, Mark	1-4	5.85	22	0	0	0	0	32.1	41	26	21	5	1	21	32	1.92	.313
Faedo, Alex	6-7	3.90	22	22	0	0	0	115.1	104	50	50	17	6	25	134	1.12	.235
Fernández, José Manuel	1-3	4.15	11	3	0	0	1	26	30	16	12	4	0	7	19	1.42	.288
Funkhouser, Kyle	3-1	1.90	4	4	0	0	0	23.2	16	5	5	2	3	3	29	0.80	.195
Garcia, Bryan	0-0	2.25	3	0	0	0	1	4	1	1	1	1	0	0	8	0.25	.077
Houston, Zac	6-1	2.04	23	0	0	0	1	39.2	31	12	9	0	0	14	49	1.13	.215
Jiménez, Eduardo	0-0	3.00	2	0	0	0	1	3	3	2	1	1	0	1	1	1.33	.300
Lange, Alex	2-1	3.45	9	0	0	0	0	15.2	13	7	6	0	0	8	15	1.34	.245
Lescher, Billy	1-0	4.63	6	0	0	0	0	11.2	10	6	6	3	3	4	11	1.20	.233
Manning, Matt	11-5	2.56	24	24	0	0	0	133.2	93	42	38	7	2	38	148	0.98	.192
Mize, Casey	6-3	3.20	15	15	1	1	0	78.2	69	30	28	5	6	18	76	1.11	.234
Navilhon, Joe	1-3	4.73	24	1	0	0	1	40	40	21	21	4	3	12	48	1.30	.260
Numata, Chace	0-0	0.00	1	0	0	0	0	0.2	1	0	0	0	0	1	0	3.00	.500
Perez, Fernando	1-1	12.79	4	0	0	0	0	6.1	15	9	9	1	0	3	7	2.84	.441
Pinto, Wladimir	0-1	2.57	16	0	0	0	0	28	25	9	8	2	0	15	38	1.43	.238
Ramirez, Nick	1-0	2.51	3	3	0	0	0	14.1	11	4	4	1	0	2	20	0.91	.212
Schreiber, John	0-0	2.57	5	0	0	0	0	7	4	2	2	1	0	3	12	1.00	.154
Shore, Logan	4-7	3.43	23	16	1	0	0	97	91	41	37	8	5	39	58	1.34	.254
Sittinger, Brandyn	0-0	9.00	4	0	0	0	1	6	6	6	6	0	2	8	3	2.33	.261
Skubal, Tarik	2-3	2.13	9	9	0	0	0	42.1	25	13	10	2	1	18	82	1.02	.168
Soto, Gregory	0-1	2.03	3	3	0	0	0	13.1	10	3	3	2	1	4	12	1.05	.204
Szkutnik, Trent	1-3	4.30	28	4	0	0	1	46	45	25	22	4	0	20	44	1.41	.254
Thompson, Jake	1-0	2.25	1	1	0	0	0	8	4	2	2	1	0	1	13	0.63	.154
Vest, Will	2-4	5.33	20	0	0	0	4	27	31	20	16	4	1	9	25	1.48	.287
Watkins, Spenser	3-1	4.25	8	7	0	0	0	42.1	41	20	20	3	1	10	32	1.20	.256
Wentz, Joey	2-0	2.10	5	5	0	0	0	25.2	20	6	6	3	0	4	37	0.94	.213
Team Total	**77-61**	**3.29**	**138**	**138**	**2**	**16**	**35**	**1200**	**1017**	**501**	**439**	**99**	**50**	**422**	**1262**	**1.20**	**.230**

HARRISBURG SENATORS

Major League Affiliate:
WASHINGTON NATIONALS
(2005-Present)

Address: FNB Field
City Island
Harrisburg, PA 17101
Telephone: (717) 231-4444
Fax: (717) 231-4445
E-mail: information@senatorsbaseball.com
Website: www.senatorsbaseball.com

ADMINISTRATIVE STAFF

President: Kevin Kulp
General Manager: Randy Whitaker
Accounting Manager: Donna Demczak
Receptionist: Jill Parrish
Senior Corporate Sales Executive: Todd Matthews
Corporate Sales Executive: Nathan Rovenolt
Director, Group Sales: Jessica Moyer
Director, Ticket Operations: Matt McGrady
Senior Account Executive: Sage Berry
Account Executive: Erin Carr
Group Sales Account Executives: Max Hrip
Sales Service Coordinator: Josh Bleyer
Director, Marketing: Ashley Grotte
Radio Broadcaster: Terry Byrom
Director, Merchandise: Ann Marie Naumes
Director, Game Entertainment: Scott Ciaccia
Game Entertainment Coordinator: Sami Lesniak
Director, Community Relations: JK McKay
Director, Stadium Operations: Tim Foreman
Head Groundskeeper: Brandon Forsburg
General Business Interns: Kaitlin Caringi, Logan Duras, Megan McGloin, Colin Weidman
Box Office Intern: Travis Miller
Graphic Design Intern: Elyse Jones
Radio Broadcaster Intern: Will Greer
Stadium Operations & Field Interns: Andrew Berg, Steven Rollins

KEVIN KULP

FIELD STAFF

BILLY GARDNER JR.

Manager: Billy Gardner, Jr.
Hitting Coach: Brian Rupp
Pitching Coach: Sam Narron
Athletic Trainer: T.D. Swinford
Strength & Conditioning Coach: R.J. Guyer

FNB FIELD

STADIUM INFORMATION

Name of Park: FNB Field
Capacity: 6,300
Outfield Distance:
LF: 325', CF: 400', RF: 325'
Outfield Fence Height: Varies from 8' to 16'
Year opened: 1987

TICKET INFORMATION

Club Seats: $36.00
Dugout Box Seats: $15.00
Field Box Seats: $13.00
Box Seats: $11.00
LB Smith Ford Lincoln Value Seats: $9.00
Ollies Cheap Seats: $9.00
Note: All ticket prices increase by $2.00 on the day of the game.

DIRECTIONS TO FNB FIELD

From I-83 South: Take the 2nd St. Exit at Harrisburg (exit 43). At the fourth traffic light, turn left onto Market St. Stay in the right hand lane. Go straight at the next traffic light and proceed across the Market St. Bridge. The entrance to City Island and FNB Field is halfway across the bridge on the right hand side.
From I-83 North: Take the 2nd St. Exit. At the fourth traffic light, turn left onto Market St. Stay in the right hand lane. Go straight at the next traffic light and proceed across the Market St. Bridge. The entrance to City Island and FNB Field is halfway across the bridge on the right hand side.

BROADCAST INFORMATION

Radio: *Flagship:* 96.5 FM, 95.3 FM, 1400 AM
Broadcasters: Terry Byrom, Will Greer

NEWSPAPER COVERAGE

Harrisburg Patriot News
Carlisle Sentinel

DIRECTOR OF PLAYER DEVELOPMENT

Mark Scialabba
Nationals Park
1500 South Capitol Street, SE
Washington, DC 20003
(202) 675-6287

HARRISBURG RECORDS

Year	W	L	PCT.	Overall Finish	Playoff Results	Attendance	Manager	Affiliate
1924	70	60	.538	4			Steve Yerkes	
							Mickey LaLonge	
							Glenn Killinger	
1925	61	69	.469	5			A. Rankin Johnson	
1926	47	84	.359	8			A. Rankin Johnson	
1927	87	51	.630	1			Winn Clark	
1928	82	54	.603	1			Glenn Killinger	
1929	75	62	.547	3			John Tillman	
1930	70	69	.504	4		61,242	John Tillman	
1931	83	56	.597	1			Joe Cobbs	
							Edward Onslow	
1932	74	66	.529	2			Edward Onslow	Braves
1933	60	76	.441	7			Edward Onslow	Braves
1934	60	75	.444	8			Leslie Mann	Braves
	31	39	.443	8 (1st half)				
	29	36	.446	7 (2nd half)				
1935	59	77	.434	7			Art Shires	Senators
	33	34	.493	6 (1st half)				
	26	43	.377	8 (2nd half)				
1987	77	63	.550	2	vs. Reading 3-2	212,141	Dave Trembley	Pirates
					vs. Vermont 3-1			
1988	65	73	.471	7		216,940	Dave Trembley	Pirates
1989	71	65	.522	2	vs. Canton-Akron 3-2	200,196	Dave Trembley	Pirates
					vs. Albany 1-3			
1990	69	69	.500	5		223,033	Marc Bombard	Pirates
1991	87	53	.621	1	vs. Canton-Akron 3-1	233,423	Mike Quade	Expos
					vs. Albany 0-3			
1992	78	59	.569	2	vs. Canton-Akron 1-3	209,159	Mike Quade	Expos
1993	94	44	.681	1	vs. Albany-Colonie 3-1	250,476	Jim Tracy	Expos
					vs. Canton-Akron 3-2			
1994	88	51	.633	1	vs. Bowie 3-2	234,774	Dave Jauss	Expos
					vs. Binghamton 1-3			
1995	61	80	.433	10		240,488	Pat Kelly	Expos
1996	74	68	.521	4	vs. Trenton 3-1	230,744	Pat Kelly	Expos
					vs. Portland 3-1			
1997	86	56	.606	1	vs. Bowie 3-2	242,431	Rick Sofield	Expos
					vs. Portland 3-1			
1998	73	69	.514	4	vs. Akron 3-1	259,381	Rick Sweet	Expos
					vs. New Britain 3-1			
1999	76	66	.535	4	vs. Erie 3-1	253,299	Doug Sisson	Expos
					vs. Norwich 3-2			
2000	76	67	.531	5	vs. Reading 0-3	250,384	Doug Sisson	Expos
2001	66	76	.465	9		279,691	Luis Dorante	Expos
2002	79	63	.556	2	vs. Akron 3-2	266,808	Dave Huppert	Expos
					vs. Norwich 2-3			
2003	60	82	.423	12		257,898	Dave Machemer	Expos
2004	52	90	.366	12		255,978	Dave Machemer	Expos
2005	64	78	.451	10		264,718	Keith Bodie	Nationals
2006	67	75	.472	9		253,937	John Stearns	Nationals
2007	55	86	.390	12		229,241	Scott Little	Nationals
2008	73	69	.514	T-5		164,182	John Stearns	Nationals
2009	70	72	.493	7		228,741	John Stearns	Nationals
2010	77	65	.542	4	vs. Altoona 1-3	294,325	Randy Knorr	Nationals
2011	80	62	.563	1	vs. Richmond 0-3	291,248	Tony Beasley	Nationals
2012	64	78	.451	10		280,964	Matt LeCroy	Nationals
2013	77	65	.542	2	vs. Erie 3-1	284,361	Matt LeCroy	Nationals
					vs. Trenton 0-3			
2014	53	89	.373	12		273,645	Brian Daubach	Nationals
2015	67	75	.472	10		301,588	Brian Daubach	Nationals
2016	76	66	.535	5		269,172	Matt LeCroy	Nationals
2017	60	80	.429	11		262,872	Matt LeCroy	Nationals
2018	72	65	.526	5		259,243	Matt LeCroy	Nationals
2019	76	63	.547		vs. Bowie 1-3	258,909	Matt LeCroy	Nationals
	42	38	.600	1 (1st half-W)				
	34	35	.493	3 (2nd half-W)				
45	**3191**	**3081**	**.509**		**58-54 .518**	**8,295,632**		

***Note*:** Attendance records are incomplete

League Champions: 1927, 1928, 1931, 1987, 1993, 1996, 1997, 1998, 1999

INDIVIDUAL SEASON BATTING RECORDS

				TEAM SEASON BATTING RECORDS			
				Most		**Least**	
Games:	141	Jamey Carroll	1999	143	2000	136	1989
	141	Chris Marrero	2010				
At Bats:	565	Brandon Watson	2003	4759	1991	4292	1989
Runs	99	Tommy Gregg	1987	802	1993	519	1988
Hits:	180	Brandon Watson	2003	1350	1987	1078	1992
Total Bases:	276	Andy Tracy	1999	2122	1993	1521	1992
	276	Tyler Moore	2011				
Doubles:	37	Mark Grudzielanek	1994	256	1999	163	1988
Triples:	14	Dan McKinley	2000	54	2000	18	2007
Home Runs:	37	Andy Tracy	1999	170	1993	39	1990
RBI:	128	Andy Tracy	1999	738	1993	452	1988
Walks:	93	Val Pascucci	2002	569	2002	338	2012
Strikeouts:	139	Andy Tracy	1999	1165	2014	621	1987
	139	Tyler Moore	2011				
Sacrifices:	15	Albenis Machado	2001	86	2008	19	1989
	15	Josh Johnson	2011				
Sacrifice Flies:	11	Lance Belen	1988	61	2003	21	2009
Stolen Bases:	56	Rafael Bautista	2016	197	2000	**65**	**2019**
Average:	.371	Tommy Gregg	1987	.287	1987	**.241**	**2019**

INDIVIDUAL SEASON PITCHING RECORDS

				TEAM SEASON PITCHING RECORDS			
				Most		**Least**	
Games:	60	Alberto Reyes	1994	143	2000	136	1989
Complete Games:	7	Rich Sauveur	1987	29	1989	**1**	**2002, 2007, 2019**
	7	Jim Neidlinger	1987				
Shutouts:	4	Donnie Bridges	2000	16	1991	4	2007
Wins:	14	Jim Tracy	1990	94	1993	51	2004
	14	Joey Eischen	1994				
Losses:	17	Luke Lockwood	2004	90	2004	44	1993
Saves:	35	Alberto Reyes	1994	**48**	**2006, 2019**	25	2014
Innings:	195.0	Rich Sauveur	1987	1257.1	1991	1116.1	1989
Walks:	96	Rich Sauveur	1987	543	1995	**356**	**2019**
Strikeouts:	161	Ronald Chiavacci	2001	1187	2011	704	1990
ERA:	2.28	Randy Tomlin	1990	4.82	2007	2.97	1991

***Note*:** Team and Individual Records listed are for the current Harrisburg organization (1987-Present)

2019 HARRISBURG SENATORS STATISTICS

BATTER	AVG	G	AB	R	H	2B	3B	HR	RBI	TB	BB	IBB	SO	SB	CS	OBP	SLG	OPS
Baez, J	.000	15	1	0	0	0	0	0	0	0	0	0	1	0	0	.000	.000	.000
Banks, N	.288	45	156	19	45	12	2	1	21	64	15	0	41	6	0	.358	.410	.768
Barrera, T	.249	101	357	42	89	23	0	8	46	136	36	1	69	1	2	.323	.381	.704
Bautista, R	.143	11	35	3	5	0	0	0	3	5	4	0	7	2	0	.250	.143	.393
Bichette Jr., D	.297	73	256	31	76	13	4	2	33	103	19	0	38	3	1	.348	.402	.750
Bonnell, B	.000	15	4	0	0	0	0	0	0	0	0	0	3	0	0	.000	.000	.000
Bourque, J	.000	9	0	1	0	0	0	0	0	0	2	0	0	0	0	1.000	.000	.000
Braymer, B	.067	8	15	0	1	0	0	0	0	1	1	0	9	0	0	.125	.067	.192
Collier, Z	.217	9	23	3	5	0	1	1	2	10	4	0	5	0	2	.357	.435	.792
Condra-Bogan, J	.000	22	5	0	0	0	0	0	0	0	0	0	4	0	0	.000	.000	.000
Crowe, W	.100	12	20	1	2	0	0	1	2	5	0	0	9	0	0	.100	.250	.350
Davidson, A	.225	75	213	33	48	16	0	4	21	76	29	0	50	0	3	.325	.357	.682
Dickson, O	.000	3	7	1	0	0	0	0	0	0	2	0	3	0	0	.222	.000	.222
Dominguez, C	.143	2	7	0	1	1	0	0	0	2	1	0	2	0	0	.250	.286	.536
Dragmire, B	.000	2	0	0	0	0	0	0	0	0	1	0	0	0	0	1.000	.000	.000
Fedde, E	.250	2	4	0	1	0	0	0	1	1	0	0	0	0	0	.250	.250	.500
Fuentes, S	.000	6	6	0	0	0	0	0	0	0	1	0	5	0	0	.143	.000	.143
Garcia, L	.257	129	525	66	135	22	4	4	30	177	17	0	86	11	5	.280	.337	.617
German, J	.000	6	1	0	0	0	0	0	0	0	0	0	1	0	0	.000	.000	.000
Goeddel, T	.208	69	197	21	41	9	2	1	16	57	23	0	70	1	2	.300	.289	.589
Guilbeau, T	.000	16	2	0	0	0	0	0	0	0	1	0	1	0	0	.333	.000	.333
Jones, H	.168	55	155	18	26	4	0	3	10	39	14	1	49	4	2	.253	.252	.505
Kieboom, S	.196	52	168	12	33	7	0	1	14	43	18	0	35	0	0	.271	.256	.527
Lee, A	.400	6	5	1	2	0	0	0	0	2	0	0	2	0	0	.400	.400	.800
Lowery, J	.222	12	27	3	6	3	0	0	2	9	6	1	10	0	0	.364	.333	.697
Mapes, T	.296	15	27	4	8	1	0	0	4	9	3	0	8	0	0	.367	.333	.700
Marmolejos, J	.308	11	39	8	12	2	0	2	10	20	4	0	6	0	0	.372	.513	.885
Masters, D	.261	24	69	10	18	5	0	1	10	26	8	0	18	0	0	.333	.377	.710
McGowan, K	.111	5	9	1	1	0	0	1	1	4	0	0	5	0	0	.111	.444	.555
McGowin, K	.000	4	7	0	0	0	0	0	0	0	0	0	3	0	0	.000	.000	.000
Mejia, B	.182	30	77	14	14	2	2	1	4	23	1	0	29	3	0	.192	.299	.491
Mills, J	.000	15	1	0	0	0	0	0	0	0	0	0	1	0	0	.000	.000	.000
Rivera, T	.237	15	38	4	9	3	0	0	4	12	3	1	8	0	0	.293	.316	.609
Sagdal, I	.271	128	447	58	121	31	3	8	62	182	42	0	88	1	1	.333	.407	.740
Sanchez, A	.316	69	256	43	81	19	1	6	36	120	19	2	39	11	5	.365	.469	.834
Sanchez, M	.158	13	19	0	3	1	0	0	0	4	2	0	10	1	0	.238	.211	.449
Sardiñas, L	.198	61	167	18	33	8	0	1	14	44	18	2	25	1	4	.275	.263	.538
Sharp, S	.222	6	9	0	2	0	0	0	0	2	1	0	3	0	0	.300	.222	.522
Stevenson, A	.250	20	84	12	21	4	0	1	5	28	3	0	24	3	0	.284	.333	.617
Taylor, C	.232	80	271	34	63	10	1	8	34	99	26	0	67	1	0	.303	.365	.668
Taylor, M	.248	57	218	36	54	16	2	9	35	101	25	2	69	10	6	.324	.463	.787
Tetreault, J	.056	10	18	2	1	0	0	0	0	1	0	0	9	0	0	.056	.056	.112
Vera, E	.000	1	1	0	0	0	0	0	0	0	0	0	1	0	0	.000	.000	.000
Voth, A	.000	2	2	0	0	0	0	0	0	0	0	0	1	0	0	.000	.000	.000
Ward, D	.265	53	185	27	49	14	1	9	36	92	15	1	74	0	0	.327	.497	.824
Wiseman, R	.215	105	335	40	72	17	2	15	57	138	36	6	123	6	5	.298	.412	.710
Zimmerman, R	.200	7	20	0	4	0	0	0	1	4	2	0	2	0	0	.304	.200	.504
Team Total	**.241**	**139**	**4488**	**566**	**1082**	**243**	**25**	**88**	**514**	**1639**	**402**	**17**	**1113**	**65**	**38**	**.307**	**.365**	**.672**

PITCHER	W-L	ERA	G	GS	CG	SH	SV	IP	H	R	ER	HR	HBP	BB	SO	WHIP	AVG
Bacus, D	0-0	0.00	1	0	0	0	0	1	0	0	0	0	0	0	1	0.00	.000
Baez, J	3-1	2.35	22	0	0	0	5	30.2	23	10	8	2	2	12	32	1.14	.200
Barraclough, K	0-1	1.86	7	0	0	0	0	9.2	4	2	2	0	0	5	14	0.93	.125
Barrett, A	0-2	2.75	50	0	0	0	31	52.1	39	20	16	6	5	16	62	1.05	.199
Bonnell, B	3-6	2.83	27	1	0	0	0	41.1	33	19	13	5	1	9	39	1.02	.223
Bourque, J	3-0	1.33	14	0	0	0	6	20.1	17	5	3	1	1	6	33	1.13	.224
Boxberger, B	1-1	1.04	8	0	0	0	1	8.2	6	2	1	0	0	3	11	1.04	.194
Braymer, B	4-4	2.51	13	13	0	0	0	79	56	28	22	7	0	21	69	0.97	.194
Condra-Bogan, J	7-4	3.61	38	1	0	0	1	62.1	52	28	25	6	3	11	50	1.01	.228
Crowe, W	7-6	3.87	16	16	0	0	0	95.1	85	43	41	8	2	22	89	1.12	.241
Dragmire, B	0-1	6.55	5	0	0	0	0	11	20	11	8	1	2	3	2	2.09	.408
Fedde, E	2-0	2.55	5	4	0	0	0	24.2	18	9	7	2	1	5	27	0.93	.200
Fletcher, A	0-0	4.26	5	0	0	0	0	6.1	7	3	3	0	1	2	9	1.42	.280
Fuentes, S	5-4	2.69	15	11	0	0	0	63.2	63	22	19	1	3	15	63	1.23	.252
German, J	2-0	2.08	9	0	0	0	2	13	11	4	3	0	1	1	9	0.92	.234
Guilbeau, T	1-2	2.31	27	0	0	0	0	35	27	10	9	1	2	10	44	1.06	.213
Holland, G	1-0	0.00	8	0	0	0	0	9	4	1	0	0	0	3	9	0.78	.129
Istler, A	0-0	0.79	10	0	0	0	2	11.1	10	1	1	0	0	5	12	1.32	.238
Jennings, D	1-0	2.45	3	0	0	0	0	3.2	4	1	1	0	0	0	2	1.09	.308
Lee, A	0-1	2.56	11	4	0	0	0	38.2	27	15	11	3	0	17	30	1.14	.196
Mapes, T	6-7	5.00	25	25	0	0	0	133.1	157	85	74	14	6	43	106	1.50	.289
McGowan, K	2-3	4.26	7	7	0	0	0	38	30	20	18	4	1	14	32	1.16	.219
McGowin, K	1-1	2.51	6	6	0	0	0	32.1	22	10	9	2	1	9	36	0.96	.195
Miller, J	0-1	3.18	6	0	0	0	0	5.2	3	3	2	1	0	0	6	0.53	.150
Mills, J	6-1	2.72	29	0	0	0	0	36.1	30	13	11	2	4	13	52	1.18	.219
Ondrusek, L	0-0	5.14	3	1	0	0	0	7	5	4	4	2	0	2	4	1.00	.185
Peña, R	1-1	3.44	25	0	0	0	0	34	32	16	13	3	3	15	40	1.38	.256
Rosenthal, T	0-1	5.79	10	0	0	0	0	9.1	9	6	6	2	3	7	11	1.71	.243
Sanchez, M	10-5	2.85	23	19	1	0	0	113.2	94	40	36	16	4	17	111	0.98	.224
Sharp, S	5-3	3.99	9	9	0	0	0	49.2	56	23	22	1	2	14	45	1.41	.284
Tetreault, J	4-5	4.73	18	18	0	0	0	85.2	98	54	45	8	2	40	63	1.61	.292
Venters, J	0-0	1.29	10	0	0	0	0	7	6	1	1	0	1	6	4	1.71	.222
Vera, E	0-0	7.20	3	1	0	0	0	15	21	12	12	4	1	5	7	1.73	.339
Voth, A	1-1	4.76	3	3	0	0	0	11.1	11	6	6	1	2	2	11	1.15	.275
Williams, A	0-1	10.13	5	0	0	0	0	5.1	8	6	6	0	1	3	7	2.06	.348
Team Total	**76-63**	**3.43**	**139**	**139**	**1**	**9**	**48**	**1200.2**	**1088**	**533**	**458**	**103**	**55**	**356**	**1142**	**1.20**	**.240**

HARTFORD YARD GOATS

Major League Affiliate:
COLORADO ROCKIES
(2016-Present)

Address: 1214 Main Street
Hartford, CT 06103
Telephone: (860) 246-4628
Fax: (860) 247-4628
E-mail: info@yardgoatsbaseball.com
Website: www.yardgoatsbaseball.com

ADMINISTRATIVE STAFF

Directors: Josh Solomon, Jim Solomon, Jennifer Goorno
President: Tim Restall
General Manager: Mike Abramson
Assistant General Manager, Sales: Josh Montinieri
Assistant General Manager, Operations: Dean Zappalorti
Executive Director of Business Development: Steve Given
Director, Broadcasting & Media Relations: Jeff Dooley
Executive Director, Hartford Yard Goats Foundation: Tiffany Young
Director of Client Services & Team Relations: Amanda Goldsmith
Director of Human Resources: Thulani LeGrier
Controller: Jim Bonfiglio
Director of Ticket Sales: Steve Mekkelsen
Director of Event Services: Conor Geary
Fundraising and Community Engagement Manager: Tom Baxter
Box Office Manager: Sage Vigliarolo
Box Office Coordinator: Rick Hoffman
Ticket Sales Account Executives: Matt DiBona, Shawn Perry, Kyle Abad, Jacob Michney, Jordan Carrion, Allie Toffolon
Events Marketing Manager: Jacqueline Crockwell
Hospitality and External Business Coordinator: Jessica Gorman
Sports Turf Manager: Kyle Calhoon
Assistant Groundskeeper: Andrew Cebry
Game Production Manager: Mike Delgado
Promotions & Marketing Manager: Danielle Chylinski
Creative Services & Digital Marketing Coordinator: Riley Hicks
Director of Stadium Operations: Ryan Mariotti
Stadium Operations Manager: Andrew Girard
Stadium Service Technician: Joe Bombardier
Grounds & Stadium Operations Assistant: Jaime Torres
Merchandise Manager: AJ Massaro
Executive Assistant & Administrative Office Manager: Shania Myers
Community & Education Program Manager: Tetrick Stonar
Regional VP (Professional Sports Catering): Scott Gustafson
Director of Operations (Professional Sports Catering): Jenny Nelson
Concessions Manager (Professional Sports Catering): Andrew Labov
Premium Catering Manager (Professional Sports Catering): Angela Kucharski
Business Manager (Professional Sports Catering): Kevin Molde
Executive Chef (Professional Sports Catering): Joe Bartlett

TIM RESTALL

FIELD STAFF

CHRIS DENORFIA

Manager: Chris Denorfia
Hitting Coach: Tom Sutaris
Pitching Coach: Frank Gonzales
Athletic Trainer: Hoshito Mizutani
Physical Performance Coach: Mason Rook

DUNKIN'DONUTS PARK

STADIUM INFORMATION

Name of Park: Dunkin' Donuts Park
Capacity: 6,064
Outfield Distances:
LF: 325', CF: 392', RF: 308'
Year Opened: 2017

TICKET INFORMATION

High Top Swivel: $18
The Hartford Terrace: $16
Field Box: $13
Outfield Premium Swivel: $12
Right Field Porch: $10
Left Field Grandstand: $6
Note: All ticket prices increase by $2.00 on the day of the game.

DIRECTIONS TO DUNKIN' DONUTS PARK

From the West: Take 84 East to Exit 50 (Main Street). Take Exit 50 toward Main St. Use the left lane to merge onto Chapel St S. Turn left onto Trumbull St. Use the middle lane to turn left onto Main St.
From the East: Take 84 West to Exit 50 (US-44 W/Morgan Street). Follow I-91 S/Main St. Take a slight right onto Main St.
From the North: Take 91 South to Exit 32A - 32B (Trumbull St). Turn left onto Market St. Turn right onto Morgan St. Take a slight right onto Main St.
From the South: Take 91 North to Exit 32A - 32B (Market St). Use the left lane to take Exit 32A-32B for Trumbull St. Use the middle lane to turn left onto Market St. Turn right onto Morgan St. Take a slight right onto Main St.

BROADCAST INFORMATION

Radio: 1410 AM WPOP
Broadcasters: Jeff Dooley, Dan Lovallo

Spanish Radio: 1120 AM WPRX
Broadcasters: Danny Rodriguez, Derik Rodriguez

NEWSPAPER COVERAGE

Hartford Courant:
Dom Amore, Mike Anthony, Shawn McFarland
New Haven Register: Dave Borges

SENIOR DIRECTOR, PLAYER DEVELOPMENT

Zach Wilson
Coors Field
2001 Blake Street
Denver, CO 80205
Phone: (303) 292-0200

HARTFORD RECORDS

Year	W	L	PCT.	Overall Finish	Playoff Results	Attendance	Manager	Affiliate
1938	67	67	.500	4	vs. Hazelton 0-3		Eddie Onslow	Bees
1939	58	82	.414	7			Fresco Thompson	Bees
1940	72	66	.522	3	vs. Scranton 3-1 vs. Binghamton 1-4		Jack Onslow	Bees
1941	54	81	.400	7			Jack Onslow	Braves
1942	62	78	.443	7			Del Bissonette	Braves
1943	77	59	.566	3	vs. Scranton 1-3		Del Bissonette	Braves
1944	99	38	.723	1	vs. Utica 2-3		Del Bissonette	Braves
1945	68	67	.504	4	vs. Wilkes-Barre 2-4		James Collins	Braves
1946	71	67	.514	4	vs. Albany 4-2 vs. Scranton 1-4		Dutch Dorman	Braves
1947	58	82	.414	6		92,397	Dutch Dorman	Braves
1948	74	67	.525	4	vs. Albany 3-4	122,563	Earle Brown	Braves
1949	66	74	.471	T-5		138,306	Earle Brown (to 6/18) James Collins (from 6/19)	Braves
1950	80	59	.576	3	vs. Wilkes-Barre 2-4	84,159	James Collins	Braves
1951	75	65	.536	T-3	vs. Scranton 0-4	106,801	Tommy Homes (to 6/24) Travis Jackson (from 6/25)	Braves
1952	59	79	.428	7		36,281	Del Bissonette	Braves
2016	74	67	.525	6		41,569*	Darin Everson	Rockies
2017	62	77	.446	10		395,196	Jerry Weinstein	Rockies
2018	65	72	.474	7		408,942	Warren Schaeffer	Rockies
2019	73	66	.525			414,946	Warren Schaeffer	Rockies
	37	30	.552	3 (1st half-E)				
	36	36	.500	3 (2nd half-E)				
19	**1314**	**1313**	**.500**		**19-36 .345**	**1,799,591**		

***Note*:** Attendance records are incomplete

*Team played home games on the road and at Dodd Stadium in Norwich, CT

INDIVIDUAL SEASON BATTING RECORDS				TEAM SEASON BATTING RECORDS			
				Most		Least	
Games:	133	Ryan McMahon	2016	141	2016	137	2018
At Bats:	**500**	**Manuel Melendez**	**2019**	4608	2016	**4406**	**2019**
Runs	79	Raimel Tapia	2016	577	2016	**526**	**2019**
Hits:	137	Raimel Tapia	2016	1212	2016	**1031**	**2019**
Total Bases:	214	Josh Fuentes	2017	1747	2016	**1633**	**2019**
Doubles:	37	Dillon Thomas	2016	259	2016	210	2017
Triples:	7	Josh Fuentes	2017	31	2017	**18**	**2019**
Home Runs:	17	Drew Weeks	2017	117	2018	74	2016
	17	Brendan Rodgers	2018				
RBI:	75	Ryan McMahon	2016	536	2016	**482**	**2019**
Walks:	**65**	**Tyler Nevin**	**2019**	439	2017	380	2016
Strikeouts:	161	Ryan McMahon	2016	1145	2017	1047	2016
Sacrifices:	9	Pat Valaika	2016	80	2016	**50**	**2019**
Sacrifice Flies:	6	Ryan McMahon	2016	37	2016	25	2017
	6	**Colton Welker**	**2019**				
Stolen Bases:	36	Rosell Herrera	2016	146	2018	111	2017
Average:	.323	Raimel Tapia	2016	.263	2016	**.234**	**2019**

INDIVIDUAL SEASON PITCHING RECORDS				TEAM SEASON PITCHING RECORDS			
				Most		Least	
Games:	55	Matt Pierpont	2018	141	2016	137	2018
Complete Games:	2	Zach Jemiola	2016	5	2017	**2**	**2018-19**
	2	Jack Wynkoop	2017				
	2	**Jack Wynkoop**	**2019**				
Shutouts:	1	Yency Almonte	2016	**11**	**2019**	9	2018
	1	Zach Jemiola	2016				
	1	Ryan Castellani	2017				
	1	Sam Howard	2017				
	1	Jesus Tinoco	2018				
	1	**Jack Wynkoop**	**2019**				
Wins:	**12**	**Brandon Gold**	**2019**	74	2016	62	2017
Losses:	**13**	**Jack Wynkoop**	**2019**	77	2017	**66**	**2019**
Saves:	32	Matt Pierpont	2018	**50**	**2019**	37	2017
Innings:	162.0	Zach Jemiola	2016	1224.1	2016	1195	2018
Walks:	70	Ryan Castellani	2018	426	2018	**340**	**2019**
Strikeouts:	132	Ryan Castellani	2017	**1163**	**2019**	971	2017
	132	Jesus Tinoco	2018				
ERA:	2.85	German Marquez	2016	4.38	2018	**3.29**	**2019**

***Note*:** Team and Individual Records listed are for the current Hartford organization (2016-Present)

2019 HARTFORD YARD GOATS STATISTICS

BATTER	AVG	G	AB	R	H	2B	3B	HR	RBI	TB	BB	IBB	SO	SB	CS	OBP	SLG	OPS
Abreu, Willie	.214	50	159	16	34	7	1	2	11	49	18	1	49	5	3	.300	.308	.608
Boswell, Bret	.219	106	365	45	80	20	0	15	39	145	32	2	122	5	8	.290	.397	.687
Burcham, Scott	.200	81	220	26	44	12	0	3	21	65	25	1	65	5	2	.287	.295	.582
Castro, Luis	.220	20	59	13	13	1	0	2	7	20	12	0	16	1	1	.382	.339	.721
Culbreth, Ty	.091	8	11	1	1	0	0	0	0	1	0	0	5	0	0	.091	.091	.182
Dennis, Matt	.294	8	17	3	5	0	0	1	2	8	1	0	12	0	0	.333	.471	.804
Diehl, Phillip	.000	4	1	0	0	0	0	0	0	0	0	0	1	0	0	.000	.000	.000
Fernandez, Vince	.257	74	230	39	59	15	3	15	35	125	28	2	86	1	1	.346	.543	.889
Foley, Jordan	.200	21	5	0	1	1	0	0	2	2	0	0	4	0	0	.200	.400	.600
Garcia, Rico	.000	3	4	0	0	0	0	0	0	0	0	0	3	0	0	.000	.000	.000
Gold, Brandon	.217	12	23	2	5	0	0	2	2	11	1	0	7	0	0	.250	.478	.728
Goudeau, Ashton	.111	7	9	0	1	0	0	0	1	1	1	0	3	0	0	.200	.111	.311
Griggs, Scott	.000	19	1	0	0	0	0	0	0	0	0	0	1	0	0	.000	.000	.000
Guillen, Alexander	.333	17	3	0	1	0	0	0	0	1	0	0	1	0	0	.333	.333	.666
Herrera, Carlos	.204	55	162	16	33	10	3	1	9	52	9	0	46	2	2	.251	.321	.572
Holder, Heath	.083	10	12	1	1	0	0	0	0	1	1	0	6	0	0	.154	.083	.237
Iannetta, Chris	.000	3	8	0	0	0	0	0	1	0	0	0	2	0	0	.000	.000	.000
Jones, Mylz	.239	98	314	40	75	15	2	9	33	121	22	0	69	17	7	.297	.385	.682
Melendez, Manuel	.258	128	500	60	129	22	2	6	47	173	20	2	57	18	9	.292	.346	.638
Metzler, Ryan	.179	29	84	5	15	3	0	1	6	21	9	0	31	2	3	.263	.250	.513
Molina, Nelson	.200	22	55	7	11	4	0	0	5	15	5	0	15	1	2	.274	.273	.547
Nevin, Tyler	.251	130	466	60	117	26	2	13	61	186	65	0	90	6	2	.345	.399	.744
Perez, Arvicent	.258	59	186	13	48	7	0	2	18	61	2	0	34	3	5	.268	.328	.596
Rabago, Chris	.207	46	145	12	30	9	0	2	14	45	26	2	40	8	3	.331	.310	.641
Santos, Antonio	.000	4	9	0	0	0	0	0	0	0	0	0	6	0	0	.000	.000	.000
Scioneaux, Tate	.000	11	2	0	0	0	0	0	0	0	0	0	1	0	0	.000	.000	.000
Serven, Brian	.202	77	242	35	49	12	0	9	30	88	22	0	61	1	2	.286	.364	.650
Trejo, Alan	.243	125	437	45	106	20	0	15	49	171	25	0	105	5	4	.290	.391	.681
Vizcaino, Vance	.266	89	304	47	81	14	4	7	36	124	33	1	94	32	9	.341	.408	.749
Welker, Colton	.252	98	353	37	89	23	1	10	53	144	32	3	68	2	1	.313	.408	.721
Whitehouse, Matt	.000	7	7	1	0	0	0	0	0	0	2	0	6	0	0	.222	.000	.222
Wynkoop, Jack	.231	9	13	2	3	0	0	0	0	3	1	0	8	0	0	.333	.231	.564
Team Total	**.234**	**139**	**4406**	**526**	**1031**	**221**	**18**	**115**	**482**	**1633**	**392**	**14**	**1114**	**114**	**64**	**.302**	**.371**	**.673**

PITCHER	W-L	ERA	G	GS	CG	SH	SV	IP	H	R	ER	HR	HBP	BB	SO	WHIP	AVG
Bowden, Ben	0-0	1.05	26	0	0	0	20	25.2	8	3	3	1	0	7	42	0.58	.096
Cozart, Logan	3-1	1.69	30	0	0	0	5	32	28	12	6	2	0	10	35	1.19	.239
Culbreth, Ty	3-8	4.26	18	17	0	0	0	80.1	92	49	38	10	3	23	53	1.43	.292
Dennis, Matt	5-4	3.29	14	14	0	0	0	82	90	32	30	11	7	21	59	1.35	.283
Diehl, Phillip	0-0	0.00	11	0	0	0	0	13.1	5	0	0	0	1	3	12	0.60	.116
Foley, Jordan	4-5	4.78	42	2	0	0	2	58.1	65	35	31	5	3	27	65	1.58	.288
Garcia, Rico	8-2	1.85	13	13	0	0	0	68	41	16	14	4	2	23	87	0.94	.179
Gold, Brandon	12-6	3.56	26	26	0	0	0	144	166	64	57	15	6	22	115	1.31	.290
González, Rayan	3-1	2.08	44	0	0	0	4	56.1	50	17	13	4	1	27	56	1.37	.237
Goudeau, Ashton	3-3	2.07	16	16	0	0	0	78.1	60	23	18	4	2	12	91	0.92	.215
Griggs, Scott	1-4	3.97	45	0	0	0	16	45.1	37	21	20	5	2	18	45	1.21	.219
Guillen, Alexander	2-2	1.53	37	0	0	0	1	76.2	50	20	13	4	1	21	91	0.93	.182
Holder, Heath	8-4	2.64	29	10	0	0	2	92	69	32	27	7	5	25	99	1.02	.207
Horacek, Mitch	4-0	2.48	34	0	0	0	0	36.1	30	10	10	1	2	19	43	1.35	.234
Humphreys, Reid	0-1	15.00	4	0	0	0	0	3	11	5	5	0	1	2	2	4.33	.579
Lawrence, Justin	0-4	8.78	30	0	0	0	0	26.2	35	28	26	1	5	20	26	2.06	.330
Meyer, Ben	1-1	9.00	4	1	0	0	0	8	11	9	8	6	2	4	9	1.88	.333
Rusin, Chris	1-0	5.14	3	0	0	0	0	7	8	4	4	0	0	3	5	1.57	.296
Santos, Antonio	3-3	4.93	8	8	0	0	0	45.2	47	25	25	3	2	10	44	1.25	.267
Scioneaux, Tate	4-1	3.49	20	0	0	0	0	28.1	26	12	11	3	0	5	38	1.09	.245
Whitehouse, Matt	1-3	4.73	13	8	0	0	0	45.2	53	25	24	3	2	16	47	1.51	.294
Wynkoop, Jack	7-13	3.56	24	24	2	1	0	149	155	64	59	18	2	22	99	1.19	.272
Team Total	**73-66**	**3.29**	**139**	**139**	**2**	**11**	**50**	**1202**	**1137**	**506**	**440**	**107**	**49**	**340**	**1163**	**1.23**	**.252**

NEW HAMPSHIRE FISHER CATS

Major League Affiliate:
TORONTO BLUE JAYS
(2004-Present)

Address: One Line Drive
Manchester, NH 03101
Telephone: (603) 641-2005
Fax: (603) 641-2055
E-Mail: info@nhfishercats.com
Website: www.nhfishercats.com

ADMINISTRATIVE STAFF

Operated By: DSF Sports
Owner: Art Solomon
President: Mike Ramshaw
General Manager: Jim Flavin
Senior Vice President, Sales: Jeff Tagliaferro
Vice President, Stadium Operations: Tim Hough
Vice President, Business Development: Erik Lesniak
Executive Director, Ticket Sales: Jenna Lembo
Director, Hospitality & Special Events: Stephanie Fournier
Director, Promotions & Entertainment: Tyler Zickel
Senior Account Executive: John Evans
Senior Account Executive: Nate Newcombe
Corporate Controller: Jen Egan
Corporate Sales Manager: Tom Devarenne
Box Office Manager: Tara Leeth
Marketing & Promotions Manager: Sarah Lenau
Broadcasting & Media Relations Manager: Tyler Murray
Production Manager: Evan O'Brien
Facility Operations Manager: D.J. Peer
Merchandise Manager: Samantha Stawarz
Turf Manager: Greg Nigrello
Corporate Sales & Promotions Coordinator: Andrew Marais
Ticket Sales Account Executive: Andrew Larson

MIKE RAMSHAW

FIELD STAFF

CESAR MARTIN

Manager: Cesar Martin
Hitting Coach: Matt Young
Pitching Coach: Jim Czajkowski
Position Player Coach: Chris Schaeffer
Athletic Trainer: Caleb Daniel
Strength & Conditioning Coach: Brian Pike

NORTHEAST DELTA DENTAL STADIUM

STADIUM INFORMATION

Name of Park:
Northeast Delta Dental Stadium
Capacity: 6,500
Outfield Distances:
LF: 326', CF: 400', RF: 306'
Outfield Fence Height: 12'
Year opened: 2005

TICKET INFORMATION

Individual Tickets
In Advance: $12
On Game Day: $14

DIRECTIONS TO NORTHEAST DELTA DENTAL STADIUM

From the North: Take I-93 South to I-293 South. Follow I-293 South and take Exit 5. Take a left onto Granite Street and immediately move into the right lane. At light take a right on South Commercial Street. The ballpark is directly ahead.
From the South: Take I-93 North to I-293 North, then take Exit 5 (Granite St.). Take a right onto Granite St. and immediately move into the right lane. At light take a right on South Commercial Street. The ballpark is directly ahead.
From the East: Follow Rt. 101 heading west to I-93 S. Go about half a mile and stay right, exiting onto I-293 N/Rt. 101 W (right hand exit off I-93 S - this exit is not numbered). Once on I-293 N/Rt. 101 W go past the Mall of NH and Brown Avenue exits. After crossing the river stay to the right as I-293 bears right. Follow I-293 N and take Exit 5. Turn right at the bottom of the ramp onto Granite Street. Take a right onto South Commercial Street. The ballpark is directly ahead.
From Route 3 (Everett Turnpike): Follow Route 3 to the Everett Turnpike heading north. Just south of Manchester this road becomes I-293 North. Follow I-293 North and take Exit 5. Turn right at the bottom of the ramp onto Granite Street. Take a right onto South Commercial Street. The ballpark is directly ahead.
From the West: Take Route 101 East to Route 293 North. Follow I-293 North and take Exit 5. Turn right at the bottom of the ramp onto Granite Street. Take a right onto South Commercial Street. The ballpark is directly ahead.

BROADCAST INFORMATION

Radio: *(Flagship)* WGIR (610 AM)
Affiliates: WGIN (930 AM), WTSL (1400 AM/94.3 FM)
Announcers: Tyler Murray, Bob Lipman, Tyler Zickel

NEWSPAPER COVERAGE

NH Union Leader: Chris Duffy
Concord Monitor: Tim O'Sullivan
Nashua Telegraph: Alan Greenwood

DIRECTOR OF PLAYER DEVELOPMENT

Gil Kim
Rogers Centre
1 Blue Jays Way, Suite 3200
Toronto, Ontario, Canada M5V 1J1
(416) 341-1000

NEW HAMPSHIRE RECORDS

Year	W	L	PCT.	Overall Finish	Playoff Results	Attendance	Manager	Affiliate
1969	64	75	.460	5		91,165	Jerry Walker	Yankees
1970	66	73	.475	5		36,928	Gene Hassell	Yankees
1971	61	75	.449	8		28,981	Mickey Vernon	Yankees
2004	84	57	.592	2	vs. Binghamton 3-1 vs. Altoona 3-0	215,961	Mike Basso	Blue Jays
2005	68	74	.479	9		279,556	Mike Basso	Blue Jays
2006	68	73	.482	7		300,049	Doug Davis	Blue Jays
2007	70	73	.490	T-8		371,710	Bill Masse	Blue Jays
2008	61	81	.430	11		373,227	Gary Cathcart	Blue Jays
2009	64	78	.451	10		386,991	Gary Cathcart	Blue Jays
2010	79	62	.560	3	vs. Trenton 0-3	386,102	Luis Rivera	Blue Jays
2011	77	65	.542	2	vs. Reading 3-1 vs. Richmond 3-1	373,482	Sal Fasano	Blue Jays
2012	61	81	.430	11		377,317	Sal Fasano	Blue Jays
2013	68	72	.486	7		353,639	Gary Allenson	Blue Jays
2014	66	76	.465	T-9		340,299	Bobby Meacham	Blue Jays
2015	69	71	.493	T-8		348,539	Bobby Meacham	Blue Jays
2016	69	73	.486	7		338,387	Bobby Meacham	Blue Jays
2017	59	80	.424	12		284,108	Gary Allenson	Blue Jays
2018	76	62	.551	4	vs. Trenton 3-0 vs. Akron 3-0	319,099	John Schneider	Blue Jays
2019	63	76	.453			306,511	Mike Mordecai	Blue Jays
	31	36	.463	5 (1st half-E)				
	32	40	.444	5 (2nd half-E)				
19	**1293**	**1377**	**.484**		**18-6 .750**	**5,512,051**		

League Champions: 2004, 2011, 2018

INDIVIDUAL SEASON BATTING RECORDS

				TEAM SEASON BATTING RECORDS			
				Most		Least	
Games:	137	Brad Emaus	2009	143	2007	**139**	**2017-19**
	137	Anthony Gose	2011				
At Bats:	546	Ryan Goins	2012	4877	2007	4460	2017
Runs	101	Darin Mastroianni	2010	723	2010	540	2005
Hits:	158	Darin Mastroianni	2010	1287	2007	**1077**	**2019**
	158	Ryan Goins	2012				
Total Bases:	261	Eric Thames	2010	2064	2007	1633	2009
Doubles:	43	Bo Bichette	2018	309	2007	214	2015
Triples:	11	Justin Singleton	2004	41	2016	11	2006
Home Runs:	27	Chip Cannon	2006	144	2007	84	2009
	27	Eric Thames	2010				
RBI:	104	Eric Thames	2010	672	2010	499	2005
Walks:	100	Cavan Biggio	2018	561	2010	352	2014
Strikeouts:	158	Chip Cannon	2006	**1292**	**2019**	864	2015
Sacrifices:	19	Ryan Goins	2012	49	2006	13	2013
Sacrifice Flies:	11	Aaron Hill	2004	56	2018	25	2013
Stolen Bases:	70	Anthony Gose	2011	170	2011	33	2008
Average:	.320	Harold Ramirez	2018	.272	2018	**.238**	**2009, 2019**

INDIVIDUAL SEASON PITCHING RECORDS

				TEAM SEASON PITCHING RECORDS			
				Most		Least	
Games:	59	Daryl Harang	2008	143	2007	**139**	**2017-19**
Complete Games:	3	Brandon Magee	2008	6	2008	1	2016, 2018
Shutouts:	1	Jamie Vermilyea	2004	15	2015	5	2006, 2008
	1	Cam Reimers	2005				
	1	Shaun Marcum	2005				
	1	Kyle Yates	2006				
	1	Davis Romero	2006				
	1	Michael MacDonald	2006				
	1	David Purcey	2007				
	1	Brandon Magee	2008				
	1	Marty McLeary	2009				
	1	Kyle Drabek	2010				
	1	Marcus Walden	2013				
	1	Casey Lawrence	2014				
	1	Radhames Liz	2014				
	1	Taylor Cole	2015				
	1	Conner Greene	2016				
	1	T.J. Zeuch	2018				
	1	**Yennsy Diaz**	**2019**				
Wins:	16	Gustavo Chacin	2004	84	2004	59	2017
Losses:	15	Deck McGuire	2012	81	2008, 2012	57	2004
Saves:	24	Lee Gronkiewicz	2005	46	2004	26	2017
Innings:	171.1	Michael MacDonald	2006	1264.2	2010	1175	2017
Walks:	83	Conner Greene	2017	561	2008	317	2005
Strikeouts:	152	Joel Carreno	2011	1150	2013	881	2008
ERA:	2.86	Gustavo Chacin	2004	5.00	2008	3.49	2004

***Note*:** Team and Individual Records listed are for the current New Hampshire organization (2004-Present)

2019 NEW HAMPSHIRE FISHER CATS STATISTICS

BATTER	AVG	G	AB	R	H	2B	3B	HR	RBI	TB	BB	IBB	SO	SB	CS	OBP	SLG	OPS
Adams, Riley	.258	81	287	46	74	15	2	11	39	126	32	0	105	3	1	.349	.439	.788
Brodt, Jake	.000	2	6	0	0	0	0	0	0	0	0	0	2	0	0	.000	.000	.000
Capra, Vinny	.229	110	388	53	89	20	1	3	33	120	33	0	83	15	4	.295	.309	.604
Clemens, Kacy	.145	24	83	8	12	2	0	0	7	14	11	0	29	0	0	.247	.169	.416
Espinal, Santiago	.278	94	367	46	102	21	1	5	57	140	35	1	50	10	11	.343	.381	.724
Fishman, Jake	.000	1	1	0	0	0	0	0	0	0	0	0	1	0	0	.000	.000	.000
Grudzielanek, Brandon	.156	13	45	5	7	1	0	0	1	8	1	0	20	0	0	.191	.178	.369
Heidt, Gunnar	.176	14	51	9	9	3	0	1	3	15	5	0	20	7	0	.263	.294	.557
Hissey, Ryan	.225	12	40	7	9	1	0	1	2	13	6	0	14	1	1	.340	.325	.665
Kivlehan, Patrick	.421	11	38	5	16	5	0	3	9	30	4	0	3	1	1	.477	.789	1.266
Knight, Nash	.252	102	349	46	88	22	1	7	36	133	53	2	86	4	8	.365	.381	.746
Large, Cullen	.234	24	94	7	22	3	3	0	9	31	1	0	31	2	0	.273	.330	.603
Lundquist, Brock	.232	108	370	44	86	20	3	6	50	130	37	0	105	7	5	.308	.351	.659
Mineo, Alberto	.220	83	300	27	66	9	2	5	38	94	29	1	101	1	1	.296	.313	.609
Palacios, Josh	.266	82	286	43	76	18	2	7	38	119	45	1	70	15	5	.371	.416	.787
Smith, Kevin	.209	116	430	49	90	22	2	19	61	173	29	0	151	11	6	.263	.402	.665
Sotillo, Andres	.205	13	44	5	9	1	0	0	2	10	2	0	8	0	0	.250	.227	.477
Spanberger, Chad	.237	122	431	46	102	29	1	13	59	172	43	1	117	4	3	.308	.399	.707
Wall, Forrest	.270	109	415	70	112	27	4	9	41	174	49	0	109	13	8	.353	.419	.772
Warmoth, Logan	.200	65	220	20	44	11	3	0	15	61	22	0	74	12	2	.290	.277	.567
Williams, Christian	.228	79	281	24	64	14	3	4	24	96	16	0	113	1	1	.276	.342	.618
Team Total	**.238**	**139**	**4526**	**560**	**1077**	**244**	**28**	**94**	**524**	**1659**	**453**	**6**	**1292**	**107**	**57**	**.315**	**.367**	**.682**

PITCHER	W-L	ERA	G	GS	CG	SH	SV	IP	H	R	ER	HR	HBP	BB	SO	WHIP	AVG
Baker, Bryan	2-5	2.81	31	0	0	0	9	32	18	14	10	2	0	20	40	1.19	.164
Case, Andrew	0-0	5.40	3	0	0	0	0	6.2	10	4	4	1	0	2	3	1.80	.357
Cheshire, Jonathan	1-1	4.63	6	0	0	0	0	11.2	16	8	6	1	0	2	7	1.54	.320
Copping, Corey	1-2	3.86	13	0	0	0	1	18.2	18	8	8	4	0	7	16	1.34	.261
Cuevas, Adams	0-0	3.00	2	0	0	0	0	3	2	1	1	0	0	1	4	1.00	.182
Diaz, Yennsy	11-9	3.74	26	24	1	1	0	144.1	125	71	60	12	9	53	116	1.23	.234
Dillon, Justin	5-3	3.32	13	9	0	0	1	57	51	27	21	5	4	17	42	1.19	.236
Ellenbest, Mike	0-0	1.42	3	0	0	0	0	6.1	5	1	1	1	1	1	1	0.95	.238
Feierabend, Ryan	0-1	18.00	1	1	0	0	0	3	10	6	6	0	0	2	3	4.00	.625
Fishman, Jake	1-1	3.45	42	0	0	0	4	62.2	61	28	24	4	6	18	74	1.26	.251
Harris, Jon	2-1	6.08	4	3	0	0	0	13.1	18	9	9	2	1	2	12	1.50	.321
Hatch, Thomas	2-3	2.80	6	6	1	0	0	35.1	25	11	11	5	2	2	34	0.76	.205
Jimenez, Dany	2-2	1.87	25	0	0	0	6	33.2	22	8	7	4	1	12	46	1.01	.183
Knight, Nash	0-1	27.00	1	0	0	0	0	0.1	1	2	1	1	0	0	0	3.00	.500
Larkins, Turner	0-0	0.00	1	0	0	0	0	1	1	0	0	0	0	1	1	2.00	.250
Logue, Zach	3-7	4.10	19	18	0	0	0	101	95	48	46	15	4	32	79	1.26	.247
Lundquist, Brock	0-0	0.00	1	0	0	0	0	0.1	0	0	0	0	0	0	0	0.00	.000
McClelland, Jackson	0-2	2.98	32	0	0	0	1	42.1	33	18	14	4	2	21	42	1.28	.212
Murphy, Patrick	4-7	4.71	18	18	0	0	0	84	75	53	44	7	5	27	86	1.21	.227
Murray, Joey	2-4	3.50	9	8	0	0	0	43.2	37	17	17	4	3	18	52	1.26	.231
Nittoli, Vinny	3-2	3.80	29	0	0	0	2	42.2	37	27	18	4	1	8	40	1.05	.227
Ortiz, Willy	3-5	5.83	16	4	0	0	0	54	53	36	35	7	2	24	44	1.43	.259
Ouellette, William	3-2	3.71	20	1	0	0	0	43.2	46	19	18	3	1	10	24	1.28	.274
Pearson, Nate	1-4	2.59	16	16	0	0	0	62.2	41	18	18	4	2	21	69	0.99	.186
Perez, Hector	7-6	4.60	26	24	0	0	0	121.1	130	65	62	9	4	67	117	1.62	.280
Pulido, Joey	0-1	3.18	3	0	0	0	0	5.2	4	3	2	1	1	4	8	1.41	.190
Rios, Francisco	0-0	5.93	7	0	0	0	0	13.2	17	12	9	0	1	3	9	1.46	.315
Saucedo, Tayler	2-1	1.01	12	1	0	0	0	26.2	17	6	3	1	1	16	23	1.24	.183
Snead, Kirby	2-0	0.84	9	0	0	0	5	10.2	4	3	1	1	1	0	14	0.38	.108
Sopko, Andrew	2-2	2.34	6	6	0	0	0	34.2	23	9	9	3	0	8	26	0.89	.184
Tice, Ty	1-3	1.09	20	0	0	0	4	24.2	13	9	3	0	1	8	23	0.85	.141
Wilson, Brad	2-0	3.50	11	0	0	0	0	18	17	7	7	1	0	6	17	1.28	.246
Young, Danny	1-1	1.79	29	0	0	0	3	40.1	29	10	8	2	6	20	32	1.21	.204
Team Total	**63-76**	**3.62**	**139**	**139**	**2**	**11**	**36**	**1199**	**1054**	**558**	**482**	**108**	**59**	**433**	**1104**	**1.24**	**.235**

PORTLAND SEA DOGS

Major League Affiliate:
BOSTON RED SOX
(2003-Present)

Address: 271 Park Ave.
Portland, ME 04102
Telephone: (207) 874-9300
Fax: (207) 780-0317
E-Mail: seadogs@seadogs.com
Website: www.seadogs.com

ADMINISTRATIVE STAFF

Chairman: Bill Burke
Treasurer: Sally McNamara
President & General Manager: Geoff Iacuessa
Senior Vice President: John Kameisha
Vice President, Financial & Game Operations: Jim Heffley
Vice President, Communications & Fan Experience: Chris Cameron
Assistant General Manager, Sales: Dennis Meehan
Director of Broadcasting & Media Relations: Mike Antonellis
Director of Corporate Sales: Justin Phillips
Director of Creative Services: Ted Seavey
Mascot Coordinator & Community Relations: Tim Jorn
Ticket Office Manager: Bryan Pahigian
Assistant Ticket Office Manager: Allison Casiles
Ticket Office Coordinator: Alan Barker
Account Executive: Melissa Mayhew
Director of Food Service: Mike Scorza
Assistant Director of Food Service: Greg Moyes
Head Groundskeeper: Jason Cooke
Assistant Groundskeeper: Andy Cashman
Home Clubhouse Manager: Mike Coziahr
Senior Advisor: Charlie Eshbach
Director of Security: Glenn Stankiewicz
Visiting Clubhouse Manager: Reed Weekes
Official Scorer: Thom Hinton
PA Announcer: Paul Coughlin
Scoreboard Operator: Tom Clifford

GEOFF IACUESSA

FIELD STAFF

JOE OLIVER

Manager: Joe Oliver
Hitting Coach: Lance Zawadzki
Pitching Coach: Lance Carter
Athletic Trainer: Scott Gallon
Strength & Conditioning Coach: Ben Chadwick

HADLOCK FIELD

STADIUM INFORMATION

Name of Park: Hadlock Field
Seating Capacity: 7,368
Outfield Distances:
LF: 315', CF: 400', RF: 330'
Outfield Fence Height: 37', 8', 16'
Year opened: 1994

TICKET INFORMATION

Box seats: $11.00
Seniors & Children: $10.00
U.S. Cellular Pavilion: $11.00
Seniors & Children: $10.00
Reserved seats: $10.00
Seniors & Children: $9.00
Sky View: $10.00
Seniors & Children: $9.00
General Admission: $9.00
Seniors & Children: $6.00
Note: All ticket prices increase by $2.00 on the day of the game.

DIRECTIONS TO HADLOCK FIELD

From I-295 South: Take Exit 5A (Congress St.). Merge onto Congress St. Turn left on St. John St. Merge right onto Park Ave. Ballpark will be immediately on the left.
From I-295 North: Take Exit 6A (Forest Ave.). Merge onto Forest Ave., staying to right. Take right onto Rt. 77 (State St.) through Deering Oaks Park. At the light turn right onto Park Ave. Ballpark will be on the right about 1 mile down.

BROADCAST INFORMATION

Radio: *(Flagship)* WPEI (95.5/95.9 FM)
Broadcaster: Mike Antonellis

NEWSPAPER COVERAGE

Portland Press Herald: Kevin Thomas

DIRECTOR OF PLAYER DEVELOPMENT

Ben Crockett
Fenway Park
4 Jersey Street
Boston, MA 02215
(617) 226-6000

PORTLAND RECORDS

Year	W	L	PCT.	Overall Finish	Playoff Results	Attendance	Manager	Affiliate
1994	60	81	.426	7		375,197	Carlos Tosca	Marlins
1995	86	56	.606	1	vs. New Haven 1-3	429,763	Carlos Tosca	Marlins
1996	83	58	.589	2	vs. Binghamton 3-2 vs. Harrisburg 1-3	408,503	Carlos Tosca	Marlins
1997	79	63	.556	2	vs. Norwich 3-2 vs. Harrisburg 1-3	397,117	Fredi Gonzalez	Marlins
1998	66	75	.468	7		398,800	Lynn Jones	Marlins
1999	65	77	.458	T-9		402,582	Frank Cacciatore	Marlins
2000	71	70	.504	8		370,702	Rick Renteria	Marlins
2001	77	65	.542	5		383,022	Rick Renteria	Marlins
2002	63	77	.450	T-9		382,738	Eric Fox	Marlins
2003	72	70	.507	T-5		405,021	Ron Johnson	Red Sox
2004	69	73	.486	T-7		434,684	Ron Johnson	Red Sox
2005	76	66	.535	T-2	vs. Trenton 3-2 vs. Akron 1-3	396,277	Todd Claus	Red Sox
2006	72	67	.518	4	vs. Trenton 3-1 vs. Akron 3-2	400,534	Todd Claus	Red Sox
2007	71	72	.497	T-6	vs. Trenton 1-3	421,368	Arnie Beyeler	Red Sox
2008	74	66	.529	4	vs. Trenton 0-3	412,403	Arnie Beyeler	Red Sox
2009	67	74	.475	9		404,709	Arnie Beyeler	Red Sox
2010	70	71	.496	7		390,772	Arnie Beyeler	Red Sox
2011	59	83	.415	12		369,424	Kevin Boles	Red Sox
2012	68	73	.482	8		374,930	Kevin Boles	Red Sox
2013	68	73	.482	T8		341,420	Kevin Boles	Red Sox
2014	88	54	.620	1	vs. Binghamton 2-3	359,427	Billy McMillon	Red Sox
2015	53	89	.373	12		368,291	Billy McMillon	Red Sox
2016	55	84	.396	11		374,746	Carlos Febles	Red Sox
2017	65	74	.468	7		356,153	Carlos Febles	Red Sox
2018	63	76	.453	10		346,341	Darren Fenster	Red Sox
2019	62	77	.446			357,647	Joe Oliver	Red Sox
	27	40	.403	6 (1st half-E)				
	35	37	.486	4 (2nd half-E)				
26	**1802**	**1864**	**.492**		**22-30 .423**	**10,062,571**		

League Champions: 2006

INDIVIDUAL SEASON BATTING RECORDS

				TEAM SEASON BATTING RECORDS			
				Most		**Least**	
Games:	141	Billy McMillon	1995	143	2007	**139**	**2006, 2016-19**
At Bats:	568	Julio Ramirez	1999	4890	1997	**4425**	**2019**
Runs	104	Ralph Millard	1995	824	1997	**516**	**2019**
	104	Nate Spears	2010				
Hits:	175	Kevin Millar	1997	1407	1997	**1033**	**2019**
Total Bases:	309	Kevin Millar	1997	2304	1997	**1567**	**2019**
Doubles:	40	Jon Still	2009	298	2011	213	2001
Triples:	13	Aneury Tavarez	2016	47	2016	**16**	**2019**
Home Runs:	38	Chris Norton	1999	191	1997	66	2015
RBI:	131	Kevin Millar	1997	765	1997	**476**	**2019**
Walks:	96	Billy McMillon	1995	590	2007	394	2016
Strikeouts:	166	Josh Booty	1997	**1291**	**2019**	888	2006
Sacrifices:	14	Amaury Garcia	1998	63	1995	8	2008
Sacrifice Flies:	10	Jeff Natale	2007	54	2008	27	2017
	10	Nate Spears	2010				
Stolen Bases:	64	Julio Ramirez	1999	153	1996	54	2008
Average:	.342	Kevin Millar	1997	.288	1997	**.233**	**2019**

INDIVIDUAL SEASON PITCHING RECORDS

				TEAM SEASON PITCHING RECORDS			
				Most		**Least**	
Games:	60	Mick Pageler	1998	143	2007	**139**	**2006, 2016-19**
Complete Games:	6	Brandon Leese	2000	14	2000	0	2008, 2010, 2015
Shutouts:	2	Joel Adamson	1994	**16**	**2005-06, 2019**	3	1994
	2	Rey Mendoza	1996				
	2	Michael Tejera	1998				
	2	Tim Kester	2003				
	2	Henry Owens	2014				
Wins:	14	Henry Owens	2014	88	2014	53	2015
Losses:	16	Justin Haley	2015	89	2015	54	2014
Saves:	30	Bill Hurst	1996	45	1996	20	2016
Innings:	175.2	Brian Meadows	1997	1255	1995	1170.1	2017
Walks:	72	Charlie Zink	2004	553	2007	356	2001
Strikeouts:	183	Brent Billingsley	1998	**1139**	**2019**	864	2000
ERA:	1.75	Brian Johnson	2014	4.78	2011	3.24	2001

2019 PORTLAND SEA DOGS STATISTICS

BATTER	AVG	G	AB	R	H	2B	3B	HR	RBI	TB	BB	IBB	SO	SB	CS	OBP	SLG	OPS
Asche, Cody	.208	23	72	9	15	3	0	1	8	21	17	0	28	3	0	.363	.292	.655
Chatham, C.J.	.297	90	350	39	104	26	1	3	36	141	18	2	66	7	1	.333	.403	.736
Cubillan, Ricardo	.286	5	14	1	4	0	0	0	0	4	3	0	6	0	0	.412	.286	.698
Curcio, Keith	.227	29	97	11	22	5	0	2	6	33	4	0	22	4	0	.265	.340	.605
Curletta, Joey	.205	94	312	43	64	18	0	9	44	109	49	0	112	3	1	.316	.349	.665
Dalbec, Bobby	.234	105	359	57	84	15	2	20	57	163	68	6	110	6	4	.371	.454	.825
Downs, Jerry	.176	55	153	10	27	9	0	2	14	42	13	0	57	0	0	.270	.275	.545
Duran, Jarren	.250	82	320	41	80	11	5	1	19	104	23	2	84	28	8	.309	.325	.634
Hardy, Dylan	.143	19	42	3	6	0	0	0	1	6	3	0	19	4	0	.200	.143	.343
Hernández, Oscar	.083	7	24	3	2	0	0	0	1	2	2	0	11	0	0	.154	.083	.237
Holt, Brock	.000	1	2	0	0	0	0	0	0	0	1	0	0	0	0	.333	.000	.333
Joseph, Tommy	.260	13	50	7	13	3	0	0	5	16	2	0	17	0	0	.309	.320	.629
Lopez, Deiner	.169	30	89	7	15	5	0	1	8	23	2	0	38	3	0	.187	.258	.445
Lovullo, Nick	.175	21	63	2	11	0	0	0	3	11	5	0	21	0	1	.235	.175	.410
Lucena, Isaias	.500	3	2	0	1	0	0	0	0	1	1	0	1	0	0	.667	.500	1.167
Madden, Charlie	.225	24	71	6	16	4	0	5	12	35	1	0	28	0	0	.243	.493	.736
Matheny, Tate	.240	94	329	36	79	16	1	8	42	121	14	1	105	11	7	.278	.368	.646
Monge, Joseph	.188	10	32	5	6	0	0	0	0	6	1	0	13	1	0	.235	.188	.423
Netzer, Brett	.247	130	454	56	112	24	1	8	50	162	45	1	128	3	4	.320	.357	.677
Nunez, Jhon	.280	64	211	26	59	11	1	5	21	87	13	0	39	5	3	.333	.412	.745
Ortega, Jonathan	.000	1	1	1	0	0	0	0	1	0	1	0	1	0	0	.500	.000	.500
Osinski, Michael	.192	17	52	5	10	2	1	0	5	14	7	0	18	0	0	.295	.269	.564
Pedroia, Dustin	.222	6	18	1	4	0	0	0	1	4	0	0	3	0	0	.222	.222	.444
Rei, Austin	.157	26	83	4	13	5	0	1	9	21	6	0	29	0	0	.213	.253	.466
Rivera, Jeremy	.236	101	339	34	80	11	2	6	33	113	22	0	70	12	3	.288	.333	.621
Romanski, Jake	.213	29	89	9	19	3	0	0	3	22	3	0	24	0	1	.245	.247	.492
Rusconi, Jagger	.500	2	4	0	2	1	0	0	1	3	0	0	0	0	0	.400	.750	1.150
Tavárez, Aneury	.192	20	73	6	14	3	1	0	3	19	8	0	18	3	1	.272	.260	.532
Tendler, Luke	.235	122	413	46	97	23	1	11	58	155	39	1	109	4	5	.304	.375	.679
Tobias, Josh	.309	24	81	11	25	8	0	2	11	39	9	0	23	1	7	.417	.481	.898
Wilson, Marcus	.223	62	206	35	46	14	0	8	22	84	28	0	82	6	0	.319	.408	.727
Witte, Jantzen	.150	6	20	2	3	0	0	1	2	6	1	0	9	0	0	.190	.300	.490
Team Total	**.233**	**139**	**4425**	**516**	**1033**	**220**	**16**	**94**	**476**	**1567**	**409**	**13**	**1291**	**104**	**46**	**.306**	**.354**	**.660**

PITCHER	W-L	ERA	G	GS	CG	SH	SV	IP	H	R	ER	HR	HBP	BB	SO	WHIP	AVG
Bazardo, Eduard	4-1	2.78	21	0	0	0	0	32.1	27	12	10	2	0	13	35	1.24	.225
Cosart, Jake	1-1	1.59	10	0	0	0	0	11.1	6	4	2	0	3	10	14	1.41	.162
Crawford, Kutter	1-3	4.19	5	5	0	0	0	19.1	19	10	9	2	0	15	23	1.76	.271
Downs, Jerry	0-0	0.00	1	0	0	0	0	1	0	0	0	0	0	0	1	0.00	.000
Ellington, Brian	2-0	1.80	12	0	0	0	1	15	9	5	3	2	3	13	20	1.47	.167
Feltman, Durbin	2-3	5.26	43	0	0	0	5	51.1	42	31	30	8	2	31	54	1.42	.223
Gómez, Anyelo	0-0	5.06	4	0	0	0	0	5.1	4	3	3	0	0	4	6	1.50	.200
Gorst, Matthew	2-7	4.62	31	2	0	0	2	48.2	42	35	25	5	5	17	45	1.21	.236
Hart, Kyle	3-6	2.91	9	9	1	0	0	55.2	39	19	18	3	7	17	60	1.01	.199
Hernandez, Darwinzon	1-4	5.13	10	9	0	0	0	40.1	33	28	23	2	3	32	59	1.61	.217
Houck, Tanner	8-6	4.25	17	15	1	1	0	82.2	86	41	39	4	9	32	80	1.43	.270
Jimenez, Dedgar	4-5	3.78	29	12	0	0	10	85.2	75	39	36	9	6	41	74	1.35	.237
Johnson, Brian	0-1	10.50	3	2	0	0	0	6	11	10	7	1	0	3	7	2.33	.393
Kent, Matthew	5-7	4.19	22	18	0	0	0	122.1	134	66	57	3	7	39	85	1.41	.279
Lau, Adam	1-4	3.31	35	0	0	0	7	51.2	43	24	19	3	3	23	62	1.28	.236
Lenik, Kevin	1-0	2.70	16	0	0	0	3	23.1	10	7	7	2	3	12	29	0.94	.132
Leyer, Robinson	0-1	2.66	15	1	0	0	0	23.2	13	8	7	0	1	17	30	1.27	.163
LoBrutto, Dominic	0-2	8.71	7	0	0	0	1	10.1	19	11	10	1	2	6	9	2.42	.396
Mata, Bryan	4-6	5.03	11	11	0	0	0	53.2	54	32	30	6	4	24	59	1.45	.271
McGrath, Daniel	7-1	1.68	27	15	0	0	1	112.1	72	25	21	5	1	45	113	1.04	.184
Mejia, Jenrry	0-0	0.00	1	0	0	0	0	1	1	0	0	0	0	0	1	1.00	.250
Reyes, Denyi	8-12	4.16	26	26	0	0	0	151.1	142	74	70	14	6	37	116	1.18	.243
Schellenger, Zach	0-0	10.38	11	0	0	0	1	8.2	8	10	10	1	3	21	10	3.35	.258
Schwaab, Andrew	1-1	5.50	10	0	0	0	1	18	14	14	11	0	7	14	22	1.56	.209
Smith, Hunter	0-0	0.00	1	0	0	0	1	3	2	0	0	0	0	2	1	1.33	.200
Thompson, Dylan	1-0	4.50	1	1	0	0	0	6	8	3	3	0	0	1	5	1.50	.320
Wade, Konner	6-4	2.74	17	13	0	0	0	95.1	89	30	29	5	4	13	64	1.07	.246
Weems, Jordan	0-2	3.89	33	0	0	0	8	44	40	23	19	1	1	27	55	1.52	.244
Team Total	**62-77**	**3.80**	**139**	**139**	**2**	**16**	**41**	**1179.1**	**1042**	**564**	**498**	**79**	**80**	**509**	**1139**	**1.32**	**.238**

READING FIGHTIN PHILS

Major League Affiliate:
PHILADELPHIA PHILLIES
(1967-Present)

Address: 1900 South Centre Avenue
Reading, PA 19605
Telephone: (610) 375-8469
Fax: (610) 373-5868
E-Mail: info@fightins.com
Website: www.fightins.com

ADMINISTRATIVE STAFF

Managing Partner: Craig Stein
General Manager: Scott Hunsicker
Assistant General Manager: Matt Hoffmaster
Exec. Director, Sales: Joe Bialek
Exec. Director, Baseball Operations: Kevin Sklenarik
Exec. Director, Tickets & Groups: Mike Becker
Exec. Director, Community & Fan Development: Mike Robinson
Exec. Director, Business Development: Anthony Pignetti
Controller: Kris Haver
Head Groundskeeper: Dan Douglas
Chief Director, Promotions: Todd Hunsicker
Director, Marketing & Exec. Director, Baseballtown Charities: Tonya Petrunak
Video Director: Andy Kauffman
Director, Food & Beverage: Travis Hart
Office Manager: Deneen Giesen
Director, Groups: Jon Nally
Director, Public Relations & Media Relations & Radio Broadcaster: Kirsten Karbach
Director, Client Fulfillment/Clubhouse Operations: Andrew Nelson
Director, Graphic Arts/Merchandise: Ryan Springborn
Manager, Extra Events: Nicole Fetchko
Manager, Group Outings: Nick Mayer
Manager, Stadium Operations: Heath Skimski
Coordinator, Diversity Outreach: Roberto Sanchez
Account Executive: Nick Helber

SCOTT HUNSICKER

FIELD STAFF

SHAWN WILLIAMS

Manager: Shawn Williams
Hitting Coach: Tyler Henson
Pitching Coach: Brad Bergesen
Assistant Coach: Nelson Prada
Athletic Trainer: Kris Terrian
Strength & Conditioning Coach: Kenny Matanane

FIRSTENERGY STADIUM

STADIUM INFORMATION

Name of Park: FirstEnergy Stadium
Capacity: 9,000
Outfield Distances:
LF: 330', CF: 400', RF: 330'
Year Opened: 1951

TICKET INFORMATION

Dugout Suite: $27.00
Blue Field Box: $13.00
Green Box Seats: $10.00
General Admission: $7.00
Note: All ticket prices increase by $3.00 on the day of the game.

DIRECTIONS TO FIRSTENERGY STADIUM

From the EAST - ***Via the Turnpike:*** Take the Turnpike west to the Morgantown exit, to 176 North, to 422 West, to Route 12 East, to the Route 61 South Exit. The stadium is one block down on the right.
Via the Schuylkill Expressway: Take 76 West to King of Prussia, to 422 West toward Pottstown, to Route 12 East, to the Route 61 South Exit. The stadium is one block down on the right.
From the WEST - ***Via Route 422:*** Take 422 East to Route222 North, to Route 12 East, to the Route 61 South Exit. The stadium is one block down on the right.
Via Route 78: Take 78 East to the Route 61 South Exit. The stadium is on the north side of Reading on the right.
From the NORTH: Take Route 222 South to Route 61 South Exit. The stadium is on Route 61 South approximately four miles down on the right hand side.
From the SOUTH: Take Route 222 North to Route 12 East to Route 61 South, the Stadium will be one block down on the right.

BROADCAST INFORMATION

Radio: 610 AM Sports
Online: www.fightins.com
Broadcasters: Kirsten Karbach, Gregg Caserta

Television: Service Electric
Broadcasters: Steve Degler, Tim Neiman

NEWSPAPER COVERAGE

Reading Eagle: Mike Drago

DIRECTOR OF PLAYER DEVELOPMENT

Josh Bonifay
Citizens Bank Park
One Citizens Bank Way
Philadelphia, PA 19148
(215) 463-6000

READING RECORDS

Year	W	L	PCT.	Overall Finish	Playoff Results	Attendance	Manager	Affiliate
1933	80	56	.588	2			Nemo Leibold	Red Sox
1934	72	66	.522				Nemo Leibold	Red Sox
	37	32	.536	2 (1st half)				
	35	34	.507	4 (2nd half)				
1952	75	63	.543	3	vs. Albany 4-1 vs. Binghamton 1-4	97,757	Kerby Farrell	Indians
1953	101	47	.682	1	vs. Schenectady 4-2 vs. Binghamton 2-4	106,368	Kerby Farrell	Indians
1954	71	69	.507	4	vs. Elmira 4-0 vs. Albany 1-4	76,076	Merrill May	Indians
1955	84	53	.613	1	vs. Schenectady 1-3	99,142	Jo Jo White	Indians
1956	80	59	.576	3	vs. Binghamton 3-0 vs. Schenectady 0-3	102,418	Don Heffner	Indians
1957	74	66	.529	3	vs. Schenectady 3-0 vs. Albany 3-1	95,528	Jo Jo White	Indians
1958	75	58	.564			70,722	Clyde McCullouch	Indians
	40	31	.563	2 (1st half-S)				
	35	27	.565	2 (2nd half-S)				
1959	71	69	.507	5		81,311	Al Hollingsworth	Indians
1960	69	71	.493	4	vs. Williamsport 0-2	75,777	Ray Mueller	Indians
1961	59	81	.421	6		53,283	Ray Mueller	Indians
1963	61	79	.436	6		46,541	Eddie Popowski	Red Sox
1964	80	60	.571	2		51,200	Eddie Popowski	Red Sox
1965	53	86	.381	6		40,594	George Kurowski	Indians
1967	70	69	.504	3 (West Div.)		85,559	Frank Lucchesi	Phillies
1968	81	59	.579	2	vs. Binghamton 2-1 vs. Pittsfield 3-1	107,168	Frank Lucchesi	Phillies
1969	81	59	.579	2	vs. Elmira 0-1	69,350	Bob Wellman	Phillies
1970	78	69	.553	2		96,684	Andy Seminick	Phillies
1971	72	67	.518	2 (Nat. Div.)		78,737	Nolan Campbell	Phillies
1972	70	69	.504	4 (Nat. Div.)		65,874	Jim Bunning	Phillies
1973	76	62	.551	1 (Nat. Div.)	vs. Pittsfield 3-1	76,651	Cal Emery	Phillies
1974	69	66	.511	3 (Nat. Div.)		73,509	Bob Wellman	Phillies
1975	84	53	.613		vs. Bristol 0-3	85,257	Bob Wellman	Phillies
	41	20	.672	1 (1st half)				
	43	33	.566	2 (2nd half)				
1976	54	82	.397	3 (Sou. Div.)		71,152	Bob Wellman Granville Hamner	Phillies
1977	63	75	.457	3 (Can-Am Div.)		57,540	Lee Elia	Phillies
1978	79	57	.581	2	vs. Bristol 0-2	66,969	Lee Elia	Phillies
1979	77	61	.558			84,200	Jim Snyder	Phillies
	37	32	.536	2 (1st half)				
	40	29	.580	2 (2nd half)				
1980	78	61	.561		vs. Waterbury 0-2	97,235	Ron Clark	Phillies
	30	39	.434	3 (1st half-S)				
	48	22	.686	1 (2nd half-S)				
1981	76	63	.547		vs. Bristol 0-2	117,050	Ron Clark	Phillies
	42	28	.600	1 (1st half-S)				
	34	35	.493	2 (2nd half-S)				
1982	63	75	.450			81,875	John Felske	Phillies
	33	31	.516	3 (1st half-S)				
	30	44	.405	3 (2nd half-S)				
1983	96	44	.686	1	vs. New Britain 1-2	88,484	Bill Dancy	Phillies
1984	56	83	.403	8		67,333	Bill Dancy	Phillies
1985	58	79	.423	8		76,819	Tony Taylor	Phillies
1986	77	59	.566	1	vs. Glens Falls 3-1 vs. Vermont 2-3	83,506	George Culver	Phillies
1987	76	63	.547	3	vs. Harrisburg 2-3	100,895	George Culver	Phillies
1988	67	69	.493	5		144,107	Bill Dancy	Phillies
1989	68	71	.489	4	vs. Albany 1-3	178,734	Mike Hart	Phillies
1990	55	82	.401	8		204,240	Don McCormack	Phillies
1991	72	68	.514	5		250,610	Don McCormack	Phillies
1992	61	77	.442	6		287,078	Don McCormack	Phillies
1993	62	78	.443	7		313,083	Don McCormack	Phillies
1994	58	82	.414	9		338,249	Bill Dancy	Phillies
1995	73	69	.514	3	vs. Trenton 3-0 vs. New Haven 3-2	383,984	Bill Dancy	Phillies
1996	66	75	.468	7-T		375,326	Bill Robinson	Phillies
1997	74	68	.521	4		398,182	Al LeBoeuf	Phillies
1998	56	85	.397	10		414,658	Al LeBoeuf	Phillies
1999	73	69	.514	5		448,367	Gary Varsho	Phillies

2000	85	57	.599	1	vs. Harrisburg 3-0 vs. New Haven 1-3	452,343	Gary Varsho	Phillies
2001	77	65	.542	4	vs. Erie 3-1 co-champions w/ New Britain	458,585	Gary Varsho	Phillies
2002	76	66	.535	4		486,570	Greg Legg	Phillies
2003	62	79	.440	T-10		465,717	Greg Legg	Phillies
2004	64	77	.454	9		478,257	Greg Legg	Phillies
2005	69	73	.486	8		469,105	Steve Swisher	Phillies
2006	71	69	.507	5		460,216	P.J. Forbes	Phillies
2007	70	71	.496	T-6		466,385	P.J. Forbes	Phillies
2008	53	89	.373	12		436,789	P.J. Forbes	Phillies
2009	75	67	.528	3	vs. Akron 0-3	460,791	Steve Roadcap	Phillies
2010	69	72	.489	8		456,466	Steve Roadcap	Phillies
2011	74	68	.521	5	vs. New Hampshire 1-3	456,957	Mark Parent	Phillies
2012	76	66	.535	4	vs. Trenton 1-3	426,623	Dusty Wathan	Phillies
2013	62	80	.437	12		436,134	Dusty Wathan	Phillies
2014	66	76	.465	T-10		394,458	Dusty Wathan	Phillies
2015	80	61	.567	1	vs. Binghamton 3-0 vs. Bowie 2-3	417,010	Dusty Wathan	Phillies
2016	89	52	.631	1	vs. Trenton 1-3	420,320	Dusty Wathan	Phillies
2017	72	68	.514	T-4		411,698	Greg Legg	Phillies
2018	64	73	.467	8		388,510	Greg Legg	Phillies
2019	80	59	.576		vs. Trenton 0-3	398,314	Shawn Williams	Phillies
	39	28	.582	T-1 (1st half-E)				
	41	31	.569	1 (2nd half-E)				
68	**4858**	**4639**	**.512**		**63-70 .474**	**15,248,890**		

***Note*:** Attendance records are incomplete for 1933 and 1934 seasons

League Champions: 1957, 1968, 1973, 1995, 2001

INDIVIDUAL SEASON BATTING RECORDS

				TEAM SEASON BATTING RECORDS			
				Most		**Least**	
Games:	141	Greg Luzinski	1970	149	1953@	134	1958
	141	Nate Espy	2002				
	141	Jeff Inglin	2003				
At Bats:	553	Marlon Anderson	1997	4871	2005	4218	1976
	553	Chris Roberson	2005				
Runs	112	James Cleverly	1953@	801	1983	451	1968
Hits:	172	Chris Roberson	2005	1358	1953@	1001	1976
Total Bases:	308	Dylan Cozens	2016	2186	2016	1325	1968
Doubles:	39	David Doster	1995	273	2015	141	1968
	39	Greg Jacobs	2007				
Triples:	19	David Mann	1957	78	1953@	13	1990
Home Runs:	40	Dylan Cozens	2016	185	2016	32	1968
RBI:	125	Dylan Cozens	2016	747	2016	388	1968
Walks:	132	Bob Beall	1972	699	1964	318	2012
Strikeouts:	186	Dylan Cozens	2016	1181	2016	545	1952
Sacrifices:	18	Andy Marchado	2002	110	1954	22	1976
Sacrifice Flies:	14	George Vukovich	1979	67	2012	23	1990
Stolen Bases:	90	Jeff Stone	1983	272	1983	26	1965
Average:	.349	Randy Ruiz	2005	.288	1980	.232	1965

INDIVIDUAL SEASON PITCHING RECORDS

				TEAM SEASON PITCHING RECORDS			
				Most		**Least**	
Games:	67	Wayne Gomes	1996	149	1953@	134	1958
Complete Games:	20	Don Minnick	1955	64	1975	**0**	**2019**
	20	Larry Locke	1956				
Shutouts:	6	Vic Lapiner	1956	21	1968	3	2003, 2007-08
	6	Gene Rounsaville	1968				
Wins:	20	Don Minnick	1955	101	1953@	53	1965, 2008
Losses:	17	Warren Brusstar	1976	89	2008	44	1983
Saves:	30	Stephen Shackleford	2015	53	2000	9	1974
Innings:	226	Larry Locke	1956	1269.1	2000	1109	1976
Walks:	126	Julius Grant	1960	653	1982	332	1975
Strikeouts:	192	Gary Bell	1956	**1271**	**2019**	604	1978
ERA:	1.76	Gene Rounsaville	1968	5.23	2008	2.17	1968

*Team records do not include 1933-1934 seasons. **Team pitching records are incomplete for seasons prior to 1963

@1953 season had 154 scheduled games

2019 READING FIGHTIN PHILS STATISTICS

BATTER	AVG	G	AB	R	H	2B	3B	HR	RBI	TB	BB	IBB	SO	SB	CS	OBP	SLG	OPS
Antequera, Jose	.247	30	81	7	20	2	0	0	4	22	6	0	17	1	1	.315	.272	.587
Bohm, Alec	.269	63	238	38	64	11	1	14	42	119	28	0	38	2	2	.344	.500	.844
Bossart, Austin	.195	63	200	27	39	7	0	7	28	67	30	0	47	2	0	.303	.335	.638
Brogdon, Connor	.000	7	1	0	0	0	0	0	0	0	0	0	0	0	0	.000	.000	.000
Brown, Aaron	.667	20	3	0	2	1	0	0	0	3	0	0	1	0	0	.667	1.000	1.667
Bruce, Jay	.000	2	8	0	0	0	0	0	0	0	0	0	4	0	0	.000	.000	.000
Castillo, Ali	.373	16	51	7	19	5	1	1	8	29	7	1	10	2	2	.448	.569	1.017
Cleavinger, Garrett	.000	11	1	0	0	0	0	0	0	0	0	0	1	0	0	.000	.000	.000
Conley, Jack	.273	8	22	5	6	1	0	1	1	10	6	0	7	1	0	.429	.455	.884
Cumana, Grenny	.319	49	160	20	51	6	3	2	22	69	6	0	18	1	5	.351	.431	.782
Dyer, Grant	.000	7	1	0	0	0	0	0	0	0	0	0	1	0	0	.000	.000	.000
Eastman, Colton	.000	1	1	0	0	0	0	0	0	0	0	0	0	0	0	.000	.000	.000
Eshelman, Tom	.000	1	1	0	0	0	0	0	0	0	0	0	1	0	0	.000	.000	.000
Falter, Bailey	.200	5	10	1	2	0	0	0	0	2	0	0	3	0	0	.200	.200	.400
Gamboa, Arquimedes	.188	113	356	35	67	10	5	3	28	96	59	0	112	21	8	.305	.270	.575
Garcia, Julian	.000	2	3	1	0	0	0	0	0	0	1	0	1	0	0	.250	.000	.250
Gomez, Jose	.253	91	292	31	74	10	3	3	30	99	20	1	73	5	6	.308	.339	.647
Hall, Darick	.235	132	456	69	107	38	1	20	67	207	60	6	134	5	1	.344	.454	.798
Haseley, Adam	.267	44	165	30	44	8	2	8	21	80	21	1	35	4	2	.353	.485	.838
Hennigan, Jonathan	.000	12	2	0	0	0	0	0	0	0	0	0	1	0	0	.000	.000	.000
Hernandez, Jakob	.000	21	2	0	0	0	0	0	0	0	0	0	2	0	0	.000	.000	.000
Howard, Spencer	.500	3	4	0	2	0	0	0	0	2	0	0	1	0	0	.500	.500	1.000
Jones, Damon	.000	2	3	0	0	0	0	0	0	0	0	0	3	0	0	.000	.000	.000
Kingery, Scott	.091	3	11	1	1	0	0	0	2	1	0	0	3	1	0	.083	.091	.174
Lartigue, Henri	.136	77	242	24	33	4	1	7	26	60	39	0	88	3	2	.259	.248	.507
Leftwich, Luke	.500	4	2	0	1	1	0	0	1	2	0	0	1	0	0	.500	1.000	1.500
Listi, Austin	.220	62	209	29	46	7	1	7	33	76	36	2	44	1	2	.339	.364	.703
Llovera, Mauricio	.250	2	4	1	1	0	0	0	0	1	0	0	2	0	0	.250	.250	.500
Maton, Nick	.210	21	62	6	13	3	0	2	6	22	9	1	14	1	1	.306	.355	.661
Mayer, Danny	.182	7	11	2	2	0	0	0	0	2	3	0	6	1	0	.438	.182	.620
McGarry, Seth	.000	1	2	0	0	0	0	0	0	0	0	0	1	0	0	.000	.000	.000
Medina, Adonis	.211	10	19	2	4	2	0	0	1	6	1	0	8	0	0	.250	.316	.566
Moniak, Mickey	.252	119	465	63	117	28	13	11	67	204	33	1	111	15	3	.303	.439	.742
Parkinson, David	.000	11	16	1	0	0	0	0	0	0	1	0	9	0	0	.059	.000	.059
Quinn, Roman	.125	2	8	0	1	0	0	0	1	1	0	0	2	0	0	.222	.125	.347
Randolph, Cornelius	.247	102	348	42	86	15	4	10	44	139	37	0	102	9	5	.324	.399	.723
Rivas, Raul	.204	57	147	15	30	5	3	0	10	41	10	0	41	3	1	.267	.279	.546
Romero, JoJo	.182	7	11	2	2	1	0	0	0	3	2	0	4	0	0	.308	.273	.581
Rosso, Ramon	.143	4	7	1	1	0	0	0	0	1	0	0	3	0	0	.143	.143	.286
Seabold, Connor	.000	2	2	0	0	0	0	0	0	0	0	0	2	0	0	.000	.000	.000
Singer, Jeff	.000	17	2	0	0	0	0	0	0	0	0	0	1	0	0	.000	.000	.000
Stephen, Josh	.271	113	362	48	98	29	6	12	47	175	39	2	110	7	6	.342	.483	.825
Taveras, José	.000	3	4	0	0	0	0	0	0	0	0	0	4	0	0	.000	.000	.000
Viza, Tyler	.500	1	2	1	1	0	0	0	0	1	0	0	0	0	0	.500	.500	1.000
Williams, Luke	.238	125	441	77	105	30	3	11	51	174	49	1	113	30	9	.319	.395	.714
Team Total	**.234**	**139**	**4438**	**586**	**1039**	**224**	**47**	**119**	**540**	**1714**	**503**	**16**	**1179**	**115**	**56**	**.318**	**.386**	**.704**

PITCHER	W-L	ERA	G	GS	CG	SH	SV	IP	H	R	ER	HR	HBP	BB	SO	WHIP	AVG
Armas, Gustavo	0-1	10.29	2	2	0	0	0	7	9	8	8	1	0	5	4	2.00	.300
Bettencourt, Trevor	0-0	3.38	2	0	0	0	0	2.2	3	1	1	0	0	2	5	1.88	.273
Brogdon, Connor	1-1	2.66	15	0	0	0	2	23.2	12	8	7	4	0	7	39	0.80	.150
Brown, Aaron	5-4	3.82	45	0	0	0	2	66	58	35	28	6	2	35	81	1.41	.239
Carr, Tyler	0-0	0.00	1	0	0	0	0	2.2	1	0	0	0	0	0	6	0.38	.111
Carrasco, Luis	0-0	54.00	3	0	0	0	0	1.1	5	8	8	0	1	6	1	8.25	.625
Cedeno, Luis	0-0	5.40	1	0	0	0	0	1.2	2	1	1	0	0	2	3	2.40	.333
Cleavinger, Garrett	3-2	3.66	34	0	0	0	0	51.2	32	25	21	2	5	34	83	1.28	.172
Dohy, Kyle	1-0	0.82	6	0	0	0	2	11	2	2	1	0	0	5	22	0.64	.059
Dyer, Grant	1-0	4.39	19	0	0	0	1	26.2	26	17	13	3	2	10	28	1.35	.252
Eastman, Colton	1-1	3.03	6	4	0	0	0	32.2	25	14	11	3	1	12	30	1.13	.216
Eickhoff, Jerad	0-1	9.82	2	2	0	0	0	7.1	8	8	8	2	0	3	6	1.50	.286
Eshelman, Tom	0-3	6.28	6	6	0	0	0	28.2	43	22	20	4	0	6	26	1.71	.341
Falter, Bailey	6-5	3.84	14	14	0	0	0	77.1	82	37	33	9	0	15	62	1.25	.272
Garcia, Julian	2-2	6.28	6	6	0	0	0	28.2	37	21	20	2	0	10	26	1.64	.308
Hammer, JD	1-0	1.77	13	0	0	0	2	20.1	17	7	4	1	0	4	26	1.03	.221
Hennigan, Jonathan	3-4	4.47	31	0	0	0	2	46.1	50	27	23	2	1	28	41	1.68	.275
Hernandez, Jakob	5-1	1.68	47	1	0	0	5	69.2	43	14	13	4	0	27	73	1.00	.178
Howard, Spencer	1-0	2.35	6	6	0	0	0	30.2	20	9	8	2	2	9	38	0.95	.180
Hunter, Tommy	0-0	0.00	1	1	0	0	0	2	2	0	0	0	0	0	2	1.00	.333
Jones, Damon	1-0	0.82	4	4	0	0	0	22	9	2	2	0	1	9	31	0.82	.129
Lartigue, Henri	0-0	22.50	2	0	0	0	0	2	6	5	5	0	0	1	0	3.50	.545
Leftwich, Luke	2-0	1.02	12	0	0	0	0	17.2	4	3	2	0	1	8	28	0.68	.073
Llovera, Mauricio	3-4	4.55	14	12	0	0	0	65.1	60	35	33	7	5	28	72	1.35	.243
McGarry, Seth	2-0	1.13	4	2	0	0	0	16	7	2	2	1	0	8	16	0.94	.140
Medina, Adonis	7-7	4.94	22	21	0	0	0	105.2	103	69	58	11	14	41	82	1.36	.254
Morgan, Adam	0-0	0.00	1	1	0	0	0	1	0	0	0	0	0	0	1	0.00	.000
Parkinson, David	10-9	4.08	22	22	0	0	0	119	107	56	54	10	3	39	118	1.23	.247
Ramirez, Luis	0-0	9.00	1	0	0	0	0	2	3	2	2	0	1	2	0	2.50	.333
Ramos, Edubray	0-0	18.00	1	0	0	0	0	1	2	2	2	2	0	0	0	2.00	.400
Requena, Alejandro	0-0	0.00	1	1	0	0	0	1	0	0	0	0	0	0	1	0.00	.000
Rivero, Alexis	0-0	4.91	3	0	0	0	1	3.2	3	2	2	1	0	1	3	1.09	.231
Romero, JoJo	4-4	4.84	11	11	0	0	0	57.2	58	33	31	4	1	12	52	1.21	.261
Rosso, Ramon	3-2	3.15	10	10	0	0	0	54.1	46	19	19	8	3	15	52	1.12	.235
Russ, Addison	5-6	2.54	55	0	0	0	22	56.2	47	28	16	5	2	20	81	1.18	.223
Seabold, Connor	3-1	2.25	7	7	0	0	0	40	35	12	10	2	0	10	36	1.13	.240
Singer, Jeff	7-0	2.34	42	0	0	0	3	61.2	39	21	16	3	6	22	74	0.99	.180
Taveras, José	3-1	3.41	7	5	0	0	0	29	29	13	11	2	5	5	16	1.17	.279
Tols, Josh	0-0	0.00	2	0	0	0	0	4	3	0	0	0	0	1	4	1.00	.200
Viza, Tyler	0-0	9.00	1	1	0	0	0	5	11	6	5	1	0	0	2	2.20	.423
Team Total	**80-59**	**3.73**	**139**	**139**	**0**	**6**	**42**	**1202.2**	**1049**	**574**	**498**	**102**	**56**	**442**	**1271**	**1.24**	**.235**

RICHMOND FLYING SQUIRRELS

Major League Affiliate:
SAN FRANCISCO GIANTS
(2010-Present)

Address: 3001 N. Boulevard
Richmond, VA 23230
Telephone: (804) 359-3866
Fax: (804) 359-1373
E-Mail: info@squirrelsbaseball.com
Website: www.squirrelsbaseball.com

ADMINISTRATIVE STAFF

Managing Partner: Lou DiBella
Chief Executive: Chuck Domino
Vice President & Chief Operating Officer: Todd "Parney" Parnell
General Manager: Ben Rothrock
Executive Director, Corporate Sales: Ben Terry
Executive Director, Business Development: Marty Steele
Executive Director, Marketing & Promotions: Anthony Oppermann
Director of Ticketing: Eric Harrell
Director of Group Sales: Garrett Erwin
Director of Group Hospitality: Sam Mireles
Director of Stadium Operations: Evan Smith
Director of Food & Beverage: Josh Barban
Director of Communications & Broadcasting: Trey Wilson
Communications & Broadcasting Assistant: Blaine McCormick
Special Events & Flying Squirrels Charities: Hannah DeFrank
Social Media & Promotions Manager: Caroline Phipps
Creative Services & Production Manager: Nick Elder
Community Relations Manager: Bailey Johnson
Community Relations & Promotions Assistant: Evan Piercy
Food & Beverage Operations Manager: Tom Pritzl
Food & Beverage Manager: Nathan Goldenberg
Retail & Merchandise Manager: Jackson Hairfield
Manager of Field Operations: Kyle Nichols
Assistant Manager of Field Operations: Drew Norris
Corporate Sales Executives: Lydia Novalis, Clint Goulden, Hunter Gray
Group Hospitality Sales Executive: Becca Wenger
Group Sales Executives: Donovan Havens, Hayden Nachtigal
Ticket Sales Manager: Shelby Moody
Ticket Sales Assistant: Deja King
Group Sales Associate: Kasey Newton
Stadium Operations Assistant: Ren Miller
Controller: Faith Casey-Harriss
Assistant Controller: Debbie Srock

TODD PARNELL

FIELD STAFF

JOSE ALGUACIL

Manager: Jose Alguacil
Hitting Coach: Doug Clark
Pitching Coach: Steve Kline
Fundamentals Coach: Lipso Nava
Bullpen Catcher: Victor Cairo
Athletic Trainer: Garrett Havig
Strength & Conditioning Coach: Mark Spadavecchia

THE DIAMOND

STADIUM INFORMATION

Name of Park: The Diamond
Seating Capacity: 9,560
Outfield Distances:
LF: 330', CF: 400', RF: 330'
Year opened: 1985

TICKET INFORMATION

Field Level: $12.00
Terrace Level: $10.00
General Admission: $8.00

Note: Field Level and Terrace Level prices increase by $2.00 on day of game. General Admission prices increase by $1.00 on day of game.

DIRECTIONS TO THE DIAMOND

From the North/South: I-95, traveling north or south, Exit 78 (Boulevard-161 Exit). The Diamond is two blocks south after exiting.
From the East/West: I-64, traveling east or west, will merge with I-95. Use Exit 78 (Boulevard-161 Exit) off I-95. The Diamond is two blocks south after exiting.
From Powhite Parkway: Travel Powhite Parkway to I-195 north, take the Broad St. exit and turn left onto Roseneath Rd., take the second right (Moore St.) and follow it the Boulevard (161), turn left onto the Boulevard which will take you past The Diamond.

BROADCAST INFORMATION

Radio: *Flagship:* WRNL (910 AM)
Broadcasters: Trey Wilson, Blaine McCormick

NEWSPAPER COVERAGE

Richmond Times Dispatch: John O'Connor

DIRECTOR OF PLAYER DEVELOPMENT

Kyle Haines
Oracle Park
24 Willie Mays Plaza
San Francisco, CA 94107
(415) 972-2000

RICHMOND FLYING SQUIRRELS RECORDS

Year	W	L	PCT.	Overall Finish	Playoff Results	Attendance	Manager	Affiliate
2010	68	73	.482	9		463,842	Andy Skeels	Giants
2011	76	66	.535	3	vs. Harrisburg 3-0 vs. New Hampshire 1-3	447,520	Dave Machemer	Giants
2012	70	71	.496	7		438,002	Dave Machemer	Giants
2013	70	72	.493	6		434,769	Dave Machemer	Giants
2014	79	63	.556	3	vs. Akron 3-1 vs. Binghamton 0-3	418,147	Russ Morman	Giants
2015	72	68	.514	T-5		417,828	Jose Alguacil	Giants
2016	62	79	.440	T-9		390,693	Miguel Ojeda	Giants
2017	63	77	.450	9		386,185	Kyle Haines	Giants
2018	62	76	.449	12		396,686	Willie Harris	Giants
2019	55	84	.396			400,321	Willie Harris	Giants
	23	44	.343	6 (1st half-W)				
	32	40	.444	5 (2nd half-W)				
10	**677**	**729**	**.482**		**7-7 .500**	**4,193,993**		

INDIVIDUAL SEASON BATTING RECORDS

Games:	137	Charlie Culberson	2011
	137	Daniel Mayora	2012
	137	Joe Panik	2013
At Bats:	553	Charlie Culberson	2011
Runs:	74	Mark Minicozzi	2013
Hits:	153	Thomas Neal	2010
Total Bases:	233	Javier Herrera	2013
Doubles:	40	Thomas Neal	2010
Triples:	10	Juan Perez	2011
Home Runs:	18	Jarrett Parker	2013
	18	Mario Lisson	2014
RBI:	76	Mario Lisson	2014
	76	Ricky Oropesa	2015
Walks:	**80**	**Jacob Heyward**	**2019**
Strikeouts:	161	Jarrett Parker	2013
Sacrifices:	21	Rando Moreno	2015
Sacrifice Flies:	11	Daniel Mayora	2012
Stolen Bases:	**50**	**Johneshwy Fargas**	**2019**
Average:	.332	Matt Duffy	2014

TEAM SEASON BATTING RECORDS

	Most		Least	
Games:	142	2011, 2013-14	**139**	**2018-19**
At Bats:	4764	2010	4403	2018
Runs:	611	2013	**458**	**2019**
Hits:	1217	2016	**975**	**2019**
Total Bases:	1772	2013	**1473**	**2019**
Doubles:	243	2013, 2016	**188**	**2019**
Triples:	47	2010	19	2012-13
Home Runs:	109	2013	61	2015
RBI:	577	2013	**430**	**2019**
Walks:	510	2013	333	2015
Strikeouts:	**1225**	**2019**	957	2012
Sacrifices:	62	2015	32	2018
Sacrifice Flies:	49	2012	33	2015
Stolen Bases:	168	2014	41	2017
Average:	.257	2016	**.219**	**2019**

INDIVIDUAL SEASON PITCHING RECORDS

Games:	58	Phil McCormick	2013
	58	Phil McCormick	2015
Complete Games:	2	Cory Taylor	2017
	2	Jordan Johnson	2018
Shutouts:	1	Mike MacDonald	2010
	1	David Mixon	2010
	1	Michael Kickham	2012
	1	Kelvin Marte	2014
	1	Jack Snodgrass	2014
	1	Kelvin Marte	2015
	1	Tyler Beede	2016
	1	Matt Gage	2017
	1	Dan Slania	2017
	1	Cory Taylor	2017
Wins:	12	Jack Snodgrass	2013
Losses:	12	Craig Westcott	2013
Saves:	23	Rafael Cova	2010
Innings:	165.0	Craig Wescott	2012
Walks:	75	Michael Kickham	2012
Strikeouts:	165	Eric Surkamp	2011
ERA:	2.02	Eric Surkamp	2011

TEAM SEASON PITCHING RECORDS

	Most		Least	
Games:	142	2011, 2013-14	**139**	**2018-19**
Complete Games:	5	2017	**1**	**2013, 2015, 2019**
Shutouts:	15	2012-13	**6**	**2018**
Wins:	79	2014	**55**	**2019**
Losses:	**84**	**2019**	63	2014
Saves:	46	2015	29	2017
Innings:	1253.2	2010	1173	2018
Walks:	559	2013	450	2012
Strikeouts:	**1167**	**2019**	915	2010
ERA:	4.32	2013	3.12	2015

2019 RICHMOND FLYING SQUIRRELS STATISTICS

BATTER	AVG	G	AB	R	H	2B	3B	HR	RBI	TB	BB	IBB	SO	SB	CS	OBP	SLG	OPS
Adon, Melvin	.000	22	2	0	0	0	0	0	0	0	0	0	2	0	0	.000	.000	.000
Arenado, Jonah	.243	112	378	32	92	16	2	4	36	124	26	2	80	2	4	.296	.328	.624
Austin, Brett	.101	25	69	4	7	1	0	0	2	8	12	0	35	0	0	.241	.116	.357
Baragar, Caleb	.063	9	16	0	1	0	0	0	1	1	1	0	12	0	0	.118	.063	.181
Bart, Joey	.316	22	79	9	25	4	1	4	11	43	7	1	21	0	2	.368	.544	.912
Beachy, Brandon	.364	9	11	0	4	1	0	0	0	5	0	0	4	0	0	.364	.455	.819
Brusa, Gio	.223	101	300	35	67	18	1	12	38	123	34	1	104	4	2	.306	.410	.716
Davis, Dylan	.161	19	31	3	5	3	0	0	0	8	10	1	18	0	0	.366	.258	.624
Fargas, Johneshwy	.249	127	413	55	103	10	5	5	33	138	33	0	94	50	23	.325	.334	.659
Gutierrez, Alfred	.087	15	23	1	2	0	0	0	0	2	1	0	11	0	0	.125	.087	.212
Halstead, Ryan	.000	21	1	0	0	0	0	0	0	0	0	0	0	0	0	.000	.000	.000
Heyward, Jacob	.209	125	383	46	80	20	0	10	46	130	80	0	147	10	7	.357	.339	.696
Houchins, Zach	.236	96	331	38	78	18	2	10	44	130	18	0	86	2	3	.275	.393	.668
Howard, Ryan	.223	91	309	26	69	10	2	3	22	92	22	1	48	5	2	.275	.298	.573
Jhang, Jin-De	.138	33	94	1	13	1	0	1	7	17	6	1	15	0	0	.190	.181	.371
Johnson, Bryce	.243	60	210	29	51	14	1	3	18	76	24	1	55	8	7	.322	.362	.684
Johnson, Chase	.250	16	4	0	1	0	0	0	0	1	0	0	2	0	0	.250	.250	.500
Jones, Ryder	.300	3	10	2	3	1	0	0	0	4	2	0	2	0	0	.417	.400	.817
Lawson, Brandon	.091	12	22	2	2	2	0	0	1	4	1	0	11	0	0	.130	.182	.312
Layer, Jose	.143	2	7	1	1	0	0	1	1	4	0	0	3	0	0	.143	.571	.714
Lovegrove, Kieran	.000	9	2	0	0	0	0	0	0	0	0	0	1	0	0	.000	.000	.000
Maddox, Will	.202	36	104	10	21	3	1	1	6	29	7	1	20	4	2	.252	.279	.531
Maris III, Peter	.222	43	135	14	30	7	2	1	13	44	8	0	27	3	1	.274	.326	.600
Marte, Hamlet	.187	60	187	11	35	5	1	2	19	48	16	0	66	2	3	.255	.257	.512
McElroy, C.J.	.189	14	53	6	10	1	1	0	2	13	6	1	14	6	1	.271	.245	.516
Menez, Conner	.000	6	6	1	0	0	0	0	1	0	1	0	3	0	0	.125	.000	.125
Michael, Levi	.205	23	78	6	16	4	1	0	5	22	6	0	17	3	0	.284	.282	.566
Miller, Jalen	.216	135	491	55	106	18	3	11	48	163	49	0	106	27	13	.287	.332	.619
Navas, Carlos	.000	12	3	0	0	0	0	0	0	0	0	0	2	0	0	.000	.000	.000
Overton, Connor	.000	9	2	0	0	0	0	0	0	0	1	0	1	0	0	.333	.000	.333
Quiala, Yoanys	.000	2	2	0	0	0	0	0	0	0	1	0	1	0	0	.333	.000	.333
Quinn, Heath	.206	32	97	6	20	4	1	2	9	32	14	0	35	0	0	.301	.330	.631
Ramos, Heliot	.242	25	95	13	23	6	1	3	15	40	10	0	33	2	3	.321	.421	.742
Riggs, Nolan	.000	3	1	0	0	0	0	0	0	0	0	0	0	0	0	.000	.000	.000
Riley, John	.000	9	16	1	0	0	0	0	0	0	2	0	9	0	0	.158	.000	.158
Shaw, Chris	.288	45	160	25	46	9	2	7	24	80	19	1	33	2	2	.368	.500	.868
Simpson, Caleb	.000	11	1	0	0	0	0	0	0	0	0	0	1	0	0	.000	.000	.000
Sivira, Anyesber	.000	2	5	1	0	0	0	0	0	0	2	0	4	0	0	.286	.000	.286
Stassi, Brock	.315	25	73	8	23	4	0	2	10	33	12	0	13	0	1	.412	.452	.864
Van Gurp, Franklin	.000	1	0	0	0	0	0	0	0	0	0	0	0	0	0	.000	.000	.000
Van Horn, Brandon	.185	47	130	7	24	3	1	1	11	32	7	0	39	0	0	.238	.246	.484
Webb, Logan	.250	6	8	0	2	0	0	0	1	2	0	0	4	0	0	.250	.250	.500
Williams, Garrett	.174	17	23	1	4	2	0	0	1	6	0	0	10	0	0	.174	.261	.435
Winn, Matt	.122	35	90	9	11	3	1	1	5	19	16	2	36	0	0	.255	.211	.466
Team Total	**.219**	**139**	**4455**	**458**	**975**	**188**	**29**	**84**	**430**	**1473**	**454**	**13**	**1225**	**130**	**76**	**.296**	**.331**	**.627**

PITCHER	W-L	ERA	G	GS	CG	SH	SV	IP	H	R	ER	HR	HBP	BB	SO	WHIP	AVG
Abad, Fernando	1-0	0.00	3	0	0	0	0	6	3	0	0	0	0	1	6	0.67	.143
Adon, Melvin	2-6	2.60	36	0	0	0	14	45	38	20	13	2	1	26	59	1.42	.238
Baragar, Caleb	5-5	3.45	22	21	1	0	0	120	83	52	46	12	5	43	107	1.05	.192
Beachy, Brandon	3-6	5.80	11	10	0	0	0	49.2	51	33	32	4	4	19	47	1.41	.270
Cabrera, Sandro	0-1	8.59	5	1	0	0	0	7.1	9	7	7	2	0	3	11	1.64	.281
Callahan, Jamie	1-0	4.50	4	0	0	0	1	4	5	3	2	0	0	2	2	1.75	.313
Casad, Cooper	0-0	0.00	1	0	0	0	0	4	3	0	0	0	0	0	2	0.75	.231
Cyr, Tyler	0-0	2.05	37	0	0	0	5	48.1	34	18	11	1	3	22	57	1.16	.195
Davis, Dylan	0-0	0.00	1	0	0	0	0	2	0	0	0	0	0	0	1	0.00	.000
Gutierrez, Alfred	9-5	4.09	27	26	0	0	1	123.1	119	62	56	9	5	60	120	1.45	.257
Halstead, Ryan	3-6	3.53	33	6	0	0	0	63.2	54	30	25	2	4	19	53	1.15	.230
Hjelle, Sean	1-2	6.04	5	5	0	0	0	25.1	38	19	17	1	2	9	21	1.86	.355
Johnson, Chase	0-5	4.05	29	2	0	0	2	60	64	33	27	2	2	26	50	1.50	.272
Lawson, Brandon	5-9	3.70	24	24	0	0	0	129	137	70	53	8	5	47	83	1.43	.272
Lovegrove, Kieran	2-2	8.69	15	0	0	0	1	19.2	17	20	19	3	1	14	18	1.58	.230
Martinez, Rodolfo	0-2	5.94	14	0	0	0	2	16.2	26	14	11	1	0	14	16	2.40	.361
McNamara, Dillon	1-1	1.59	6	0	0	0	0	5.2	4	2	1	0	0	2	8	1.06	.200
Menez, Conner	3-3	2.72	11	11	0	0	0	59.2	37	22	18	5	4	20	70	0.96	.179
Moll, Sam	1-2	2.58	35	0	0	0	2	38.1	32	18	11	0	3	20	42	1.36	.234
Moore, Andrew	0-1	27.00	1	1	0	0	0	1.2	5	5	5	1	0	1	2	3.60	.500
Navas, Carlos	2-2	1.56	20	1	0	0	0	40.1	29	10	7	2	1	11	40	0.99	.203
Overton, Connor	3-0	3.62	14	0	0	0	0	27.1	33	16	11	3	0	11	25	1.61	.317
Quiala, Yoanys	0-0	1.13	2	1	0	0	0	8	5	1	1	0	0	3	7	1.00	.172
Riggs, Nolan	0-0	0.00	3	0	0	0	0	5.1	3	0	0	0	0	0	6	0.56	.158
Rubio, Frank	1-2	7.11	11	0	0	0	0	12.2	20	12	10	0	5	4	7	1.89	.351
Sampson, Keyvius	0-2	8.10	2	2	0	0	0	6.2	8	7	6	1	0	4	3	1.80	.296
Sano, Carlos	0-0	0.00	1	1	0	0	0	2	1	0	0	0	0	0	0	0.50	.167
Selman, Sam	0-0	0.00	4	0	0	0	0	7	3	1	0	0	0	1	13	0.57	.125
Simpson, Caleb	1-3	2.45	23	0	0	0	0	29.1	14	10	8	1	2	18	41	1.09	.140
Van Gurp, Franklin	0-1	9.00	2	0	0	0	0	5	5	5	5	0	0	2	9	1.40	.250
Vizcaino, Raffi	0-5	3.66	32	0	0	0	4	46.2	40	23	19	3	2	27	44	1.44	.235
Webb, Logan	1-4	2.18	8	7	0	0	0	41.1	41	21	10	2	0	12	47	1.28	.246
Williams, Garrett	7-8	3.60	29	20	0	0	0	110	88	50	44	6	15	61	108	1.35	.219
Winn, Matt	1-1	2.25	3	0	0	0	0	4	2	3	1	1	1	0	0	0.50	.143
Wolff, Sam	2-0	1.78	25	0	0	0	3	35.1	25	7	7	1	0	11	42	1.02	.200
Team Total	**55-84**	**3.58**	**139**	**139**	**1**	**8**	**35**	**1210.1**	**1076**	**594**	**481**	**73**	**65**	**513**	**1167**	**1.31**	**.238**

TRENTON THUNDER

Major League Affiliate:
NEW YORK YANKEES
(2003-Present)

Address: One Thunder Road
Trenton, NJ 08611
Telephone: (609) 394-3300
Fax: (609) 394-9666
E-Mail: fun@trentonthunder.com
Website: www.trentonthunder.com

ADMINISTRATIVE STAFF

Ownership: Garden State Baseball, LLP
Managing Partners: Joe Finley, Joe Caruso, Joe Plumeri
General Manager/COO: Jeff Hurley
Senior VP, Corporate Sales & Partnerships: Eric Lipsman
VP, Marketing & Sponsorship: Lydia Rios
Senior Director, Ticket Sales: Jon Bodnar
Director, Merchandising: Joe Pappalardo
Director, Food & Beverages, Food Service America: Kelly Kromer
Director, Entertainment: Ben Wolverton
Director, Broadcasting and Media Relations: Jon Mozes
Director, Grounds: Mike Kerns
Director, Baseball & Stadium Operations: Bryan Rock
Director, Finance: Trevor Hain
Manager, Production: Marissa Murphy
Manager, Box Office: Jackie Mott
Manager, Office/Finance: Morgan Schroll
Corporate Sales Manager: Juli Donlen
Manager, Group Sales: Brian Davis
Manager, Ticket Memberships: Bernadette Marco
Manager, Corporate Ticket Sales: Seth English
Manager, Community Relations: Casey Borish
Manager, Food & Beverage: Shane Eldridge
Coordinator, Promotions and Social Media: Brady LeDonne
Ticket Membership Account Executive: Nick Abela
Group Sales Account Executives: Tyler Gleason, Matt Lutz
Group Sales Account Representative: Daniel Covington
Group Sales Coordinator: Philip DiMartino
Broadcast and Media Relations Assistant: Joe Weil
Chef: Corey Anderson



JEFF HURLEY

FIELD STAFF

JULIO MOSQUERA

Manager: Julio Mosquera
Hitting Coach: Ken Joyce
Pitching Coach: Travis Phelps
Defensive Coach: Caonabo Cosme
Defensive Coach: Jose Javier
Athletic Trainer: Jimmy Downam
Strength and Conditioning Coach: Danny Russo

ARM & HAMMER PARK



STADIUM INFORMATION

Name of Park: Samuel J. Plumeri Field
at ARM & HAMMER Park
Capacity: 6,130
Outfield Distances:
LF: 330', CF: 407', RF: 330'
Outfield Fence Height: 8'
Year Opened: 1994

TICKET INFORMATION

Adults: $12
Juniors (ages 4-12)/Seniors (ages 60+): $11
Military (must present I.D.): $8

Note: All ticket prices increase by $2.00 on the day of the game.

DIRECTIONS TO ARM & HAMMER PARK

From Rt. 1 South/Northern New Jersey: Rt. 1 South to Rt. 129, South Broad St./Chambersburg exit. Take Rt. 129 South to the second light (Cass St.). Turn right onto Cass St. west. Go through three lights and ballpark is on the left.
From Rt. 295 North/Southern New Jersey: Rt. 295 North to Exit 60 for 195/29/129. After exiting 295 North, stay left and follow signs for Rt. 29 North. Continue staying left and following signs for 29 North/Capitol Complex/Lambertville. Ballpark is on left after exiting tunnel.
From New Jersey Turnpike Exit 7A: Take Interstate 195 West toward Trenton to Rt. 29 North. Stay left and follow signs for 29 North/Capitol Complex/ Lambertville. Ballpark is on left after exiting tunnel.
From Rt. 1 North/Pennsylvania: Interstate 95 North to Rt. 1 North (Morrisville exit). Take first exit in New Jersey (immediately after toll bridge for John Fitch Way) for Rt. 29. Take Rt. 29 South and follow signs for parking (ballpark is on right).

BROADCAST INFORMATION

Radio: All Games: Fox Sports 920 The Jersey - WNJE (920 AM)
Select Games: WBCB (1490 AM), WCHR (1040 AM)
Broadcaster: Jon Mozes, Joe Weil

NEWSPAPER COVERAGE

The Trentonian
Times of Trenton
Hunterdon County Democrat
Bucks County Courier Times

SENIOR DIRECTOR, PLAYER DEVELOPMENT

Kevin Reese
Yankee Stadium
One East 161st Street
Bronx, NY 10451
(718) 293-4300

TRENTON RECORDS

Year	W	L	PCT.	Overall Finish	Playoff Results	Attendance	Manager	Affiliate
1936*	40	99	.288	8			Dutch Dorman/ Walter Smallwood	
1937	54	80	.403	7			Bud Shaney/ Spencer Abbott	Senators
1938	62	77	.446	7			Spencer Abbott	Senators
1994	55	85	.393	10		318,252	Tom Runnells	Tigers
1995	73	69	.514	3	vs. Reading 0-3	453,915	Ken Macha	Red Sox
1996	86	56	.606	1	vs. Harrisburg 1-3	437,396	Ken Macha	Red Sox
1997	71	70	.504	6		446,527	DeMarlo Hale	Red Sox
1998	71	70	.504	5		457,344	DeMarlo Hale	Red Sox
1999	92	50	.648	1	vs. Norwich 2-3	440,033	DeMarlo Hale	Red Sox
2000	67	75	.472	9		408,262	Billy Gardner Jr.	Red Sox
2001	67	75	.472	8		411,322	Billy Gardner Jr.	Red Sox
2002	63	77	.450	T-9		408,463	Ron Johnson	Red Sox
2003	70	71	.496	7		427,567	Stump Merrill	Yankees
2004	64	78	.451	10		402,280	Stump Merrill	Yankees
2005	74	68	.521	T-4	vs. Portland 2-3	410,926	Bill Masse	Yankees
2006	80	62	.563	2	vs. Portland 1-3	413,068	Bill Masse	Yankees
2007	83	59	.585	1	vs. Portland 3-1 vs. Akron 3-1	412,312	Tony Franklin	Yankees
2008	86	54	.614	1	vs. Portland 3-0 vs. Akron 3-1	409,131	Tony Franklin	Yankees
2009	69	72	.489	8		371,602	Tony Franklin	Yankees
2010	83	59	.585	1	vs. New Hampshire 3-0 vs. Altoona 1-3	384,028	Tony Franklin	Yankees
2011	68	73	.482	8		379,501	Tony Franklin	Yankees
2012	79	63	.556	2	vs. Reading 3-1 vs. Akron 1-3	373,355	Tony Franklin	Yankees
2013	74	67	.525	4	vs. Binghamton 3-0 vs. Harrisburg 3-0	360,010	Tony Franklin	Yankees
2014	67	75	.472	8		361,369	Tony Franklin	Yankees
2015	71	71	.500	7		347,231	Al Pedrique	Yankees
2016	87	55	.613	2	vs. Reading 3-1 vs. Akron 0-3	347,661	Bobby Mitchell	Yankees
2017	92	48	.657	1	vs. Binghamton 3-1 vs. Altoona 0-3	349,013	Bobby Mitchell	Yankees
2018	79	61	.564	T-1	vs. New Hampshire 0-3	351,297	Jay Bell	Yankees
2019	76	62	.551		vs. Reading 3-0	340,705	Patrick Osborn	Yankees
	38	28	.576	T-1 (1st half-E)	vs. Bowie 3-1			
	38	34	.528	2 (2nd half-E)				
29	**2103**	**1981**	**.515**		**44-37 .543**	**10,222,570#**		

* - Team played in York, PA until July 2, 1936 and then moved to Trenton, NJ
\# - Attendance records are incomplete League Champions: 2006, 2008, 2013, 2019

INDIVIDUAL SEASON BATTING RECORDS / TEAM SEASON BATTING RECORDS

				Most		Least	
Games:	142	Shelley Duncan	2005	142	1995-96, 1999 2000, 2004-07 2010, 2012, 2014-16	**138**	**2019**
At Bats:	544	Ben Gamel	2014	5124	1995	**4386**	**2019**
Runs	109	David Eckstein	1999	785	1999	527	1994
Hits:	171	Shea Hillenbrand	2000	1352	1999	1015	1994
Total Bases:	272	Mitch Jones	2004	2099	1999	1520	1994
Doubles:	38	Corban Joseph	2011	292	2001	191	1994
Triples:	15	Dustin Fowler	2016	49	2011	20	1998
Home Runs:	39	Mitch Jones	2004	162	2012	65	2008
RBI:	103	Raul Gonzalez	1999	731	1999	473	1994
Walks:	107	Brian Myrow	2003	598	1995	385	2015
Strikeouts:	152	Mitch Jones	2004	1195	2011	801	1999
Sacrifices:	**14**	**Kyle Holder**	**2019**	55	1997	17	2000
Sacrifice Flies:	10	Mitch Jones	2003	53	2007	23	1994
	10	Aaron Rifkin	2004				
Stolen Bases:	68	Justin Christian	2006	151	1999	72	1998, 2009
Average:	.337	Adam Hyzdu	1996	.279	1999	.229	1994

INDIVIDUAL SEASON PITCHING RECORDS / TEAM SEASON PITCHING RECORDS

				Most		Least	
Games:	69	Sal Urso	1998	142	1995-96, 1999 2000, 2004-07 2010, 2012, 2014-16	**138**	**2019**
Complete Games:	6	Trever Miller	1994	24	1994	0	2005, 2009, 2012
	6	Carl Pavano	1996				
Shutouts:	2	Carl Pavano	1996	20	2017	2	1994, 2003, 2011
	2	Brian Rose	1996				
	2	Jason Sekany	1999				
	2	Justin Duchscherer	2000				
Wins:	16	Carl Pavano	1996	92	1999, 2017	55	1994
Losses:	20	Corey Spencer	2001	85	1994	48	2017
Saves:	29	Justin Pope	2005	53	1999	23	1994
Innings:	186.2	Rafael Orellano	1995	1271.2	1995	**1168**	**2019**
Walks:	83	Jared Fernandez	1996	597	2013	380	2001
Strikeouts:	175	Tyler Clippard	2006	1239	2016	737	1994
ERA:	2.23	Zach McAllister	2009	4.92	1997	2.83	2017

***Note*:** Team and Individual Records listed are for the current Trenton organization (1994-Present)

2019 TRENTON THUNDER STATISTICS

BATTER	AVG	G	AB	R	H	2B	3B	HR	RBI	TB	BB	IBB	SO	SB	CS	OBP	SLG	OPS
Aguilar, Angel	.217	40	143	17	31	9	1	3	21	51	6	0	47	2	1	.255	.357	.612
Alvarez, Mandy	.262	58	210	21	55	13	1	5	32	85	17	0	35	3	2	.322	.405	.727
Arcia, Francisco	.192	8	26	1	5	0	0	0	2	5	2	0	4	0	0	.276	.192	.468
Burt, Max	.250	23	72	6	18	3	0	0	5	21	4	0	19	0	1	.295	.292	.587
Carrizales, Omar	.156	9	32	2	5	1	1	0	3	8	2	0	6	0	0	.206	.250	.456
Crawford, Rashad	.262	114	401	48	105	13	1	7	47	141	38	2	104	21	8	.329	.352	.681
Deglan, Kellin	.265	65	230	30	61	13	1	8	30	100	17	0	73	1	0	.333	.435	.768
Diaz, Francisco	.256	13	39	6	10	0	0	0	5	10	10	0	10	0	0	.420	.256	.676
Frazier, Clint	.333	1	3	1	1	0	0	0	0	1	1	0	0	1	0	.500	.333	.833
Gilliam, Isiah	.180	47	161	13	29	5	1	9	23	63	13	0	61	0	2	.249	.391	.640
Gittens, Chris	.281	115	398	58	112	16	1	23	77	199	71	0	139	0	0	.393	.500	.893
Hendrix, Jeff	.200	26	80	8	16	2	0	0	2	18	6	0	29	2	0	.256	.225	.481
Holder, Kyle	.265	112	412	48	109	25	3	9	40	167	41	1	65	7	1	.336	.405	.741
Jackson, Jhalan	.200	12	45	6	9	3	1	2	4	20	2	0	16	0	1	.234	.444	.678
Katoh, Gosuke	.237	30	97	11	23	3	1	0	7	28	10	0	28	3	1	.306	.289	.595
Lidge, Ryan	.043	7	23	1	1	0	0	0	0	1	1	0	10	0	0	.120	.043	.163
Lipka, Matt	.257	71	230	31	59	12	4	2	18	85	12	0	59	15	6	.302	.370	.672
Mateo, Welfrin	.444	4	9	1	4	2	0	0	2	6	4	0	1	1	0	.615	.667	1.282
Metzgar, David	.111	3	9	0	1	0	0	0	0	1	1	0	1	0	0	.200	.111	.311
Navarreto, Brian	.167	10	30	3	5	0	0	1	4	8	2	0	3	0	0	.212	.267	.479
Navas, Eduardo	.400	3	10	1	4	0	0	0	3	4	1	0	5	0	0	.455	.400	.855
Palma, Alexander	.250	2	8	0	2	0	0	0	1	2	1	0	0	0	0	.333	.250	.583
Park, Hoy Jun	.272	113	416	60	113	20	6	3	41	154	57	0	91	20	10	.363	.370	.733
Rijo, Wendell	.235	51	187	35	44	11	0	6	23	73	19	1	46	3	1	.309	.390	.699
Ruta, Ben	.260	117	442	57	115	26	5	8	55	175	47	1	85	25	8	.330	.396	.726
Saez, Jorge	.161	35	112	16	18	3	0	5	17	36	17	0	37	0	0	.269	.321	.590
Wagner, Brandon	.177	117	390	43	69	12	2	8	37	109	48	0	147	1	0	.289	.279	.568
Zehner, Zack	.181	50	171	19	31	3	3	3	14	49	22	1	50	1	2	.277	.287	.564
Team Total	**.241**	**138**	**4386**	**543**	**1055**	**195**	**32**	**102**	**513**	**1620**	**472**	**6**	**1171**	**106**	**44**	**.320**	**.369**	**.690**

PITCHER	W-L	ERA	G	GS	CG	SH	SV	IP	H	R	ER	HR	HBP	BB	SO	WHIP	AVG
Abreu, Albert	5-8	4.28	23	20	0	0	0	96.2	103	62	46	9	7	53	91	1.61	.276
Acevedo, Domingo	7-1	3.86	22	0	0	0	0	35	23	17	15	7	0	10	33	0.94	.183
Alvarez, Daniel	7-2	2.31	46	0	0	0	21	58.1	41	17	15	4	2	23	76	1.10	.195
Bellatti, Andrew	2-0	5.28	21	0	0	0	0	30.2	33	20	18	4	2	8	27	1.34	.280
Bristo, Braden	1-1	3.75	14	0	0	0	1	24	22	10	10	2	0	9	27	1.29	.247
Carter, Will	1-2	4.01	28	1	0	0	2	49.1	47	24	22	2	7	26	36	1.48	.245
Garcia, Deivi	4-4	3.86	11	11	0	0	0	53.2	43	23	23	2	6	26	87	1.29	.213
Garcia, Rony	4-11	4.44	20	20	0	0	0	105.1	94	56	52	14	7	38	104	1.25	.235
Green, Nick	3-4	7.08	15	13	0	0	0	68.2	87	59	54	3	6	34	51	1.76	.310
Junk, Janson	0-1	7.71	1	1	0	0	0	4.2	4	4	4	1	0	5	3	1.93	.267
Keller, Brian	3-1	2.32	7	7	1	1	0	42.2	30	14	11	1	2	10	33	0.94	.197
King, Michael	0-1	9.95	3	2	0	0	0	12.2	20	15	14	1	2	2	8	1.74	.351
Koerner, Brody	0-2	2.36	6	6	0	0	0	26.2	25	10	7	0	0	15	20	1.50	.253
Kriske, Brooks	2-2	2.59	36	0	0	0	11	48.2	30	14	14	3	1	23	64	1.09	.171
Lail, Brady	3-1	1.74	14	1	0	0	1	31	18	6	6	1	0	12	47	0.97	.167
Lane, Trevor	5-2	1.99	41	0	0	0	1	68	43	18	15	3	4	24	66	0.99	.177
Loaisiga, Jonathan	0-0	0.00	1	1	0	0	0	2	1	0	0	0	1	0	3	0.50	.167
Mesa Jr., Jose	0-1	7.71	7	1	0	0	0	11.2	15	13	10	0	1	14	11	2.49	.300
Nelson, Nick	7-2	2.35	13	12	1	0	0	65	48	18	17	4	5	35	83	1.28	.206
Ort, Kaleb	1-0	2.57	9	0	0	0	2	14	11	4	4	0	0	3	20	1.00	.220
Reeves, James	7-2	1.79	27	0	0	0	0	55.1	35	18	11	4	7	21	62	1.01	.182
Rosa, Adonis	3-1	4.60	12	5	0	0	0	43	41	22	22	3	0	19	37	1.40	.253
Schmidt, Clarke	2-0	2.37	3	3	0	0	0	19	14	5	5	1	0	1	19	0.79	.200
Semple, Shawn	0-3	5.00	7	6	1	0	0	36	37	21	20	6	1	19	34	1.56	.261
Sosebee, David	1-0	4.91	2	0	0	0	0	3.2	4	2	2	0	1	1	7	1.36	.286
Stephan, Trevor	2-4	5.24	12	12	0	0	0	46.1	51	29	27	3	4	24	57	1.62	.274
Weissert, Greg	1-2	1.88	14	0	0	0	1	24	10	5	5	0	2	13	28	0.96	.128
Whitlock, Garrett	3-3	3.07	14	14	0	0	0	70.1	73	34	24	4	2	18	57	1.29	.265
Wivinis, Matt	1-1	4.22	6	0	0	0	0	10.2	7	6	5	1	1	4	12	1.03	.184
Yajure, Miguel	1-0	0.82	2	2	0	0	0	11	9	1	1	0	0	2	11	1.00	.214
Team Total	**76-62**	**3.67**	**138**	**138**	**3**	**16**	**40**	**1168**	**1019**	**547**	**476**	**83**	**71**	**492**	**1214**	**1.29**	**.233**

BairFind
THE BAIRFIND FOUNDATION • FINDING MISSING CHILDREN
2016 MiLB Presidential Citation Award Recipient
MINOR LEAGUE BASEBALL
CHARITIES
Thank You Eastern League!
PROUD PARTNER FOR THE 2020 SEASON

2019 STATISTICAL LEADERS

TOP TEN HITTERS
(Minimum 2.7 Plate Appearances Per Team Game)

PLAYER	TEAM	AVG	G	AB	R	H	2B	HR	RBI	BB	SB	SLG	OBP
*C.J. Chatham	POR	.297	90	350	39	104	26	3	36	18	7	.403	.333
Jose Azocar	ERI	.286	129	504	65	144	21	10	58	21	10	.399	.317
Isaac Paredes	ERI	.282	127	478	63	135	23	13	66	57	5	.416	.368
Chris Gittens	TRN	.281	115	398	58	112	16	23	77	71	0	.500	.393
Santiago Espinal	NH	.278	94	367	46	102	21	5	57	35	10	.381	.343
Jared Oliva	ALT	.277	123	447	70	124	24	6	42	42	36	.398	.352
Connor Marabell	AKR	.273	111	421	51	115	23	8	50	28	7	.390	.321
Joy Jun Park	TRN	.272	113	416	60	113	20	3	41	57	20	.370	.363
Josh Stephen	REA	.271	113	362	48	98	29	12	47	39	7	.483	.342
Ian Sagdal	HBG	.271	128	447	58	121	31	8	62	42	1	.407	.333

BATTING DEPARTMENTAL LEADERS

GAMES

Ryan McKenna	BOW	135
Jalen Miller	RIC	135
Darick Hall	REA	132
Bligh Madris	ALT	132
Two Players Tied At		130

AT BATS

Luis Garcia	HBG	525
Jose Azocar	ERI	504
Manuel Melendez	HFD	500
Jalen Miller	RIC	491
Ryan McKenna	BOW	488

HOME RUNS

Chris Gittens	TRN	23
Bobby Dalbec	POR	20
Darick Hall	REA	20
Kevin Smith	NH	19
Josh Lester	ERI	17

RBI

Chris Gittens	TRN	77
Logan Hill	ALT	69
Patrick Mazeika	BNG	69
Darick Hall	REA	67
Mickey Moniak	REA	67

STOLEN BASES

Johneshwy Fargas	RIC	50
Jared Oliva	ALT	36
Vance Vizcaino	HFD	32
Luke Williams	REA	30
Two Players Tied At		28

HITS

Jose Azocar	ERI	144
Luis Garcia	HBG	135
Isaac Paredes	ERI	135
Manuel Melendez	HFD	129
Jared Oliva	ALT	124

DOUBLES

Darick Hall	REA	38
Ian Sagdal	HBG	31
Luke Williams	REA	30
Chad Spanberger	NH	29
Josh Stephen	REA	29

ON-BASE PERCENTAGE

Chris Gittens	TRN	.393
Bobby Dalbec	POR	.371
Isaac Paredes	ERI	.368
Nash Knight	NH	.365
Hoy Jun Park	TRN	.363

* - Led the league despite insufficient plate appearances

SLUGGING PERCENTAGE

Chris Gittens	TRN	.500
Josh Stephen	REA	.483
Bobby Dalbec	POR	.454
Darick Hall	REA	.454
Mickey Moniak	REA	.439

EXTRA-BASE HITS

Darick Hall	REA	59
Mickey Moniak	REA	52
Josh Stephen	REA	47
Luke Williams	REA	44
Two Players Tied At		43

RUNS SCORED

Derek Hill	ERI	78
Ryan McKenna	BOW	78
Luke Williams	REA	77
Jared Oliva	ALT	70
Forrest Wall	NH	70

TRIPLES

Mickey Moniak	REA	13
Kody Eaves	ERI	7
Mason McCoy	BOW	7
Six Players Tied At		6

TOTAL BASES

Darick Hall	REA	207
Mickey Moniak	REA	204
Jose Azocar	ERI	201
Chris Gittens	TRN	199
Isaac Paredes	ERI	199

STRIKEOUTS

Kevin Smith	NH	151
Jacob Heyward	RIC	147
Derek Hill	ERI	147
Brandon Wagner	TRN	147
Chris Gittens	TRN	139

BASE ON BALLS

Jacob Heyward	RIC	80
Chris Gittens	TRN	71
Bobby Dalbec	POR	68
Tyler Nevin	HFD	65
Darick Hall	REA	60

OPS

Chris Gittens	TRN	.893
Josh Stephen	REA	.825
Bobby Dalbec	POR	.825
Darick Hall	REA	.798
Isaac Paredes	ERI	.784

ADDITIONAL BATTING DEPARTMENTAL LEADERS

Sacrifice Hits—Kyle Holder, Trenton, 14
Sacrifice Flies—Joey Curletta, Portland, 8
Hit By Pitch—Darick Hall, Reading, 17
Intentional Base on Balls—Bobby Dalbec, Portland and Darick Hall, Reading and Rhett Wiseman, Harrisburg, 6 each
Caught Stealing—Johneshwy Fargas, Richmond, 23
Grounded into Double Play—Jose Azocar, Erie, 22

FIELDING LEADERS

FIRST BASEMEN

PLAYER	TEAM	PCT	G	PO	A	E	TC	DP
Darick Hall	REA	.996	120	846	62	4	912	84

SECOND BASEMEN

PLAYER	TEAM	PCT	G	PO	A	E	TC	DP
Brett Netzer	POR	.984	110	174	256	7	437	53

THIRD BASEMEN

PLAYER	TEAM	PCT	G	PO	A	E	TC	DP
Bobby Dalbec	POR	.928	90	57	137	15	209	15

SHORTSTOP

PLAYER	TEAM	PCT	G	PO	A	E	TC	DP
Arquimedes Gamboa	REA	.980	102	165	219	8	392	52

OUTFIELDERS

PLAYER	TEAM	PCT	G	PO	A	E	TC	DP
Jared Oliva	ALT	1.000	114	288	3	0	291	0

CATCHERS

PLAYER	TEAM	PCT	G	PO	A	E	TC	DP	PB
Arden Pabst	ALT	.998	73	558	45	1	604	3	7

PITCHERS

PLAYER	TEAM	PCT	G	PO	A	E	TC	DP
Brandon Gold	HFD	.971	26	10	24	1	35	2

ADDITIONAL FIELDING LEADERS

FIRST BASE

Most Games—Darick Hall, Reading, 120
Most Total Chances—Jerrick Suiter, Altoona, 945
Most Putouts—Jerrick Suiter, Altoona, 871
Most Assists—Jerrick Suiter, Altoona, 67
Most Errors—Tyler Nevin, Hartford, 11
Most Double Plays—Jerrick Suiter, Altoona, 97

SECOND BASE

Most Games—Jalen Miller, Richmond, 128
Most Total Chances—Jalen Miller, Richmond, 528
Most Putouts—Jalen Miller, Richmond, 194
Most Assists—Jalen Miller, Richmond, 321
Most Errors—Jalen Miller, Richmond, 13
Most Double Plays—Jalen Miller, Richmond, 69

THIRD BASE

Most Games—Bobby Dalbec, Portland, 90
Most Total Chances—Bobby Dalbec, Portland, 209
Most Putouts—Bobby Dalbec, Portland, 57
Most Assists—Bobby Dalbec, Portland, 137
Most Errors—Bobby Dalbec, Portland, 15
Most Double Plays—Hunter Owen, Altoona, 16

SHORTSTOP

Most Games—Andres Gimenez, Binghamton, 112
Most Total Chances—Andres Gimenez, Binghamton, 413
Most Putouts—Arquimedes Gamboa, Reading, 165
Most Assists—Andres Gimenez, Binghamton, 255
Most Errors—Ernie Clement, Akron, 22
Most Double Plays—Luis Garcia, Harrisburg, 56

OUTFIELD

Most Games—Ryan McKenna, Bowie and Jose Azocar, Erie, 128 each
Most Total Chances—Ryan McKenna, Bowie, 299
Most Putouts—Jared Oliva, Altoona, 288
Most Assists—Johneshwy Fargas, Richmond, 14
Most Errors—Chad Spanberger, New Hampshire and Rashad Crawford, Trenton and Quinn Brodey, Binghamton, 6 each
Most Double Plays—Manuel Melendez, Hartford and Mickey Moniak, Reading and Bralin Jackson, Altoona, 4 each

CATCHER

Most Games—Tres Barrera, Harrisburg, 93
Most Total Chances—Tres Barrera, Harrisburg, 809
Most Putouts—Tres Barrera, Harrisburg, 736
Most Assists—Brian Serven, Hartford, 86
Most Errors—Jhon Nunez, Portland, 9
Most Double Plays—Brian Serven, Hartford, 7
Most Passed Balls—Alberto Mineo, New Hampshire and Patrick Mazeika, Binghamton, 14 each

PITCHER

Most Games—Addison Russ, Reading, 55
Most Total Chances—Brandon Gold, Hartford, 35
Most Putouts—Denyi Reyes, Portland, 12
Most Assists—Matthew Kent, Portland, 28
Most Errors—Garrett Williams, Richmond, 5
Most Double Plays—Mickey Jannis, Binghamton and David Speer, Akron, 3 each



2019 Home Run and RBI Leader Chris Gittens (Mike Dill/Trenton Thunder)

2019 Wins and Strikeouts Leader Zac Lowther (Bill Vaughan)

TOP TEN PITCHERS
(Minimum 0.8 Innings Pitched Per Scheduled Game)

PLAYER	TEAM	W-L	ERA	G	GS	CG	SHO	SV	IP	H	R	ER	BB	SO
Daniel McGrath	POR	7-1	1.68	27	15	0	0	1	112.1	72	25	21	45	113
Zac Lowther	BOW	13-7	2.55	26	26	0	0	0	148.0	102	46	42	63	154
Matt Manning	ERI	11-5	2.56	24	24	0	0	0	133.2	93	42	38	38	148
Pedro Vasquez	ALT	8-5	2.71	24	23	1	0	0	123.0	107	46	37	29	91
Mario Sanchez	HBG	10-5	2.85	23	19	1	0	0	113.2	94	40	36	17	111
Alex Wells	BOW	8-6	2.95	24	24	1	0	0	137.1	123	50	45	24	105
Mickey Jannis	BNG	7-5	3.10	20	18	1	0	0	119.0	123	48	41	31	103
Caleb Baragar	RIC	5-5	3.45	22	21	1	0	0	120.0	83	52	46	43	107
Brandon Gold	HFD	12-6	3.56	26	26	0	0	0	144.0	166	64	57	22	115
Jack Wynkoop	HFD	7-13	3.56	24	24	2	1	0	149.0	155	64	59	22	99

PITCHING DEPARTMENTAL LEADERS

WINS

Zac Lowther	BOW	13
Brandon Gold	HFD	12
Yennsy Diaz	NH	11
Matt Manning	ERI	11
Jake Paulson	AKR	11

SAVES

Aaron Barrett	HBG	31
Matt Eckelman	ALT	23
Addison Russ	REA	22
Daniel Alvarez	TRN	21
Ben Bowden	HFD	20

GAMES

Addison Russ	REA	55
Aaron Barrett	HBG	50
Jakob Hernandez	REA	47
Daniel Alvarez	TRN	46
5 Players Tied At		45

GAMES STARTED

Brandon Gold	HFD	26
Alfred Gutierrez	RIC	26
Sam Hentges	AKR	26
Zac Lowther	BOW	26
Denyi Reyes	POR	26

GAMES FINISHED

Addison Russ	REA	50
Daniel Alvarez	TRN	43
Aaron Barrett	HBG	43
Dalbert Siri	AKR	38
Matt Eckelman	ALT	37

STRIKEOUTS

Zac Lowther	BOW	154
Matt Manning	ERI	148
Alex Faedo	ERI	134
Sam Hentges	AKR	126
David Peterson	BNG	122

COMPLETE GAMES

Domingo Robles	ALT	3
Michael Baumann	BOW	2
Jack Wynkoop	HFD	2
Bruce Zimmermann	BOW	2
19 Player Tied At		1

SHUTOUTS

Michael Baumann	BOW	2
Domingo Robles	ALT	2
Bruce Zimmermann	BOW	2
8 Players Tied At		1

INNINGS PITCHED

Sean Brady	AKR/ALT	152.0
Denyi Reyes	POR	151.1
Jack Wynkoop	HFD	149.0
Zac Lowther	BOW	148.0
Yennsy Diaz	NH	144.1

WALKS

Hector Perez	NH	67
Anthony Castro	ERI	65
Sam Hentges	AKR	64
Zac Lowther	BOW	63
Garrett Williams	RIC	61

HOME RUNS ALLOWED

Jack Wynkoop	HFD	18
Alex Faedo	ERI	17
Mario Sanchez	HBG	16
4 Players Tied At		15

LOSSES

Sean Brady	AKR/ALT	13
Sam Hentges	AKR	13
Jack Wynkoop	HFD	13
Denyi Reyes	POR	12
2 Players Tied At		11

WHIP

Mario Sanchez	HBG	0.98
Matt Manning	ERI	0.98
Daniel McGrath	POR	1.04
Caleb Baragar	RIC	1.05
Alex Wells	BOW	1.07

OPPONENTS AVG

Daniel McGrath	POR	.184
Caleb Baragar	RIC	.192
Matt Manning	ERI	.192
Zac Lowther	BOW	.197
Mario Sanchez	HBG	.224

HOLDS

Sam Moll	RIC	13
Logan Cozart	HFD	11
Jordan Foley	HFD	10
Jakob Hernandez	REA	10
Jeff Singer	REA	10

ADDITIONAL PITCHING DEPARTMENTAL LEADERS

Winning Percentage—Daniel McGrath, Portland, .875
Hits Allowed—Brandon Gold, Hartford, 166
At-Bats Against—Sean Brady, Akron/Altoona, 585
Total Batters Faced—Sean Brady, Akron/Altoona, 649
Runs Allowed—Sam Hentges, Akron, 89
Earned Runs Allowed—Tyler Mapes, Harrisburg, 74
Hit Batters—Garrett Williams, Richmond, 15
Wild Pitches—Chase Johnson, Richmond, 19
Balks—Rony Garcia, Trenton and Deivi Garcia, Trenton and Heath Holder, Hartford and Antonio Santos, Hartford and Tommy Wilson, Binghamton, 3 each

CAUGHT STEALING/CATCHERS

PLAYER	TEAM	CS	SB	ATT	PCT
Brian Serven	HFD	33	33	66	.500
Logan Ice	AKR	32	48	80	.400
Chace Numata	ERI	26	41	67	.388
Austin Bossart	REA/BNG	27	47	74	.365
Arden Pabst	ALT	20	37	57	.351

CAUGHT STEALING/PITCHERS

PLAYER	TEAM	CS	SB	ATT	PCT
David Peterson	BNG	5	2	7	.714
Zac Lowther	BOW	9	6	15	.600
David Parkinson	REA	7	7	12	.583
Tanner Tully	AKR	6	6	11	.545
Matt Kent	POR	7	7	13	.538

EASTERN LEAGUE CITIES

CITY	YEARS IN LEAGUE		ALL TIME ATTENDANCE
Binghamton, NY	**71**	**(1923-1963, 1967-1968) (1992-2020)**	**8,232,964**
Reading, PA	**68**	**(1933-1934, 1952-1961, 1963-1965, 1967-2020)**	**15,306,430**
Williamsport, PA	48	(1923-1942, 1944-1956, 1958-1962, 1964-1967, 1987-1991)	2,636,808*
Harrisburg, PA	**45**	**(1924-1935, 1987-2020)**	**8,295,632***
Elmira, NY	44	(1923-1955, 1962-1972)	2,502,122*
Albany, NY	35	(1937-1959, 1983-1994)	5,256,841*
New Britain, CT	32	(1983-2015)	6,855,239
Wilkes-Barre, PA	32	(1932-1951, 1953-1955)	1,574,365*
Scranton, PA	29	(1923-1937, 1939-1952)	2,250,691*
Trenton, NJ	**29**	**(1936-1938, 1994-2020)**	**10,222,570***
Bowie, MD	**27**	**(1993-2020)**	**8,208,949**
Portland, ME	**26**	**(1994-2020)**	**10,062,571**
Akron, OH	**23**	**(1997-2020)**	**8,840,684**
York, PA	22	(1923-1933, 1936, 1958-1959,1962-1969)	530,392*
Altoona, PA	**21**	**(1999-2020)**	**6,744,787**
Erie, PA	**21**	**(1999-2020)**	**4,572,011**
Hartford, CT	**20**	**(1938-1952, 2016-2020)**	**2,528,956**
Waterbury, CT	20	(1966-1971, 1973-1986)	1,058,526
Manchester, NH	**19**	**(1969-1971, 2004-2020)**	**5,512,051**
Pittsfield, MA	16	(1965-1976, 1985-1988)	736,938
Norwich, CT	15	(1995-2009)	3,232,084
Springfield, MA	14	(1939-1943, 1957-1965)	1,022,537
Richmond, VA	**11**	**(2010-2020)**	**4,193,993**
West Haven, CT	11	(1972-1982)	571,298
Bristol, CT	10	(1973-1982)	576,081
New Haven, CT	10	(1994-2003)	2,262,855
Allentown, PA	9	(1935-1936, 1954-1960)	446,414*
Glens Falls, NY	9	(1980-1988)	665,837
Hazelton, PA	9	(1929-1932, 1934-1938)	127,994*
Utica, NY	9	(1924, 1943-1950)	718,594*
Canton, OH	8	(1989-1996)	1,544,643
Quebec City, QUE	7	(1971-1977)	616,969
Schenectady, NY	7	(1951-1957)	486,885
Three Rivers, QUE	7	(1971-1977)	583,523
Buffalo, NY	6	(1979-1984)	848,337
Holyoke, MA	6	(1977-1982)	359,387
Burlington, VT	5	(1984-1988)	375,070
London, ON	5	(1989-1993)	700,561
Pawtucket, RI	5	(1966-1967, 1970-1972)	382,716
Hagerstown, MD	4	(1989-1992)	523,108
Lancaster, PA	4	(1958-1961)	265,211
Lynn, MA	4	(1980-1983)	144,620
Nashua, NH	4	(1983-1986)	338,160
Charleston, WV	3	(1962-1964)	151,825
Johnstown, PA	3	(1955-1956, 1961)	167,077
Shamokin, PA	3	(1925-1927)	*
Syracuse, NY	3	(1928, 1956-1957)	84,168*
Jersey City, NJ	2	(1977-1978)	89,993
Sherbrooke, QUE	2	(1972-1973)	136,558
Thetford Mines, QUE	2	(1974-1975)	38,876
Oneonta, NY	1	(1924)	*

* Records are incomplete

Franchise shifts during the year:

1924 Utica moved to Oneonta on August 7th.
1929 Syracuse moved to Hazelton on June 16th
1935 Reading moved to Allentown on July 9th.
1936 York moved to Trenton on July 2nd.
1955 Wilkes-Barre moved to Johnstown on July 1st.
1957 Syracuse moved to Allentown on July 13th.

TOP TWENTY INDIVIDUAL TEAM SEASON ATTENDANCE

Akron 1999	522,459	Reading 2003	465,717
Akron 1998	521,122	Bowie 1995	463,976
Reading 2002	486,570	Richmond 2010	463,842
Akron 2001	485,582	Reading 2009	460,791
Akron 2000	481,060	Reading 2006	460,216
Akron 2004	478,611	Reading 2001	458,585
Reading 2004	478,257	Trenton 1998	457,344
Akron 1997	473,232	Reading 2011	456,975
Reading 2005	469,105	Reading 2010	456,466
Reading 2007	466,385	Akron 2005	455,056

TOTAL LEAGUE CHAMPIONSHIPS

Binghamton	**13**	New Britain	2^
Harrisburg	**9**	Waterbury	2
Scranton	8	York	2
Elmira	7	Allentown	1
Akron	**5**	Charleston	1
Albany	5	**Bowie**	**1**
Reading	**5^**	Holyoke	1
Trenton	**4**	London	1
West Haven	4	New Haven	1
Williamsport	4*	Norwich	1
New Hampshire	**3**	Pittsfield	1
Springfield	3*	**Portland**	**1**
Vermont	3	Schenectady	1
Wilkes-Barre	3	Thetford Mines	1
Altoona	**2**	Utica	1

* Co-Champions in 1960

^ Co-Champions in 2001

- Current Eastern League Cities Listed In Bold

EASTERN LEAGUE YEARLY ATTENDANCE

Year	Season Total	Playoffs	All-Star Game	Year	Season Total	Playoffs	All-Star Game
1923	NA*			1974	437,588	6,073	1,080
1924-1928	NA			1975	379,074	4,046	
1929	514,408			1976	397,066	2,508	
1930	564,129			1977	467,447	3,218	5,000
1931-1932	NA			1978	301,483*	2,482	
1933	379,186			1979	436,040*		
1934	401,221			1980	579,113	12,335	
1935	NA			1981	620,893	10,750	
1936	417,172			1982	504,574	2,803	
1937	590,457			1983	909,015	16,581	
1938	718,400			1984	957,172	12,528	6,753
1939	1,074,796	61,860		1985	823,132	16,380	1,385
1940	783,681	48,733		1986	792,215	12,441	1,967
1941	789,464	45,592		1987	975,005	24,693	3,548
1942	747,690	47,302		1988	944,590	11,544	2,878
1943	542,655	66,461		1989	1,272,812	27,595	1,847
1944	640,558	42,582		1990	1,370,104	22,296	4,023
1945	758,185	84,878		1991	1,461,427	12,598	4,022
1946	1,054,878	86,209		1992	1,464,355	31,664	4,009
1947	945,925	98,862		1993	1,699,822	19,486	6,335
1948	952,925	78,788		1994	2,554,570#	47,543	6,542
1949	1,016,789	64,040		1995	3,057,051#	45,913	6,247
1950	712,576	28,443		1996	2,947,665#	51,801	8,369
1951	676,057	52,388		1997	3,195,352#	42,157	7,114
1952	607,945	36,363		1998	3,290,356#	36,656	6,248
1953	618,785	26,389		1999	3,868,732&	37,309	6,174
1954	561,537	15,621	2,861	2000	3,719,724&	38,510	14,077
1955	633,484	23,382	4,354	2001	3,839,275&	30,047	12,046
1956	576,404	9,072	3,259	2002	3,745,929&	52,132	8,009
1957	501,701	8,953	1,942	2003	3,669,260&	68,146	7,168
1958	543,710	15,299	4,400	2004	3,914,027&	35,562	9,166
1959	571,526	17,572	3,589	2005	3,944,195&	61,146	6,975
1960	449,152*	4,823	2,035	2006	3,812,907&	79,278	9,308
1961	382,132*		3,413	2007	3,887,334&	50,078	6,512
1962	422,216	11,628	2,167	2008	3,770,333&	37,131	8,762
1963	334,428*		2,909	2009	3,694,397&	40,110	7,474
1964	311,913*		1,864	2010	3,966,241&	45,129	8,078
1965	366,749*			2011	3,923,381&	49,694	7,517
1966	375,866*			2012	3,791,241&	31,297	9,477
1967	429,381	5,628		2013	3,743,582&	28,842	8,633
1968	340,227*	6,736	4,826	2014	3,705,945&	43,541	6,055
1969	382,933*	557	4,985	2015	3,760,165&	37,196	7,368
1970	410,452*	3,043		2016	3,424,513&	35,582	8,054
1971	559,198*	7,774	1,344	2017	3,723,010&	23,759	6,120
1972	671,464	7,552		2018	3,767,671&	35,640	8,296
1973	602,899	3,586	3,437	2019	3,749,124&	32,953	9,560
				Totals	**125,856,344**	**2,221,963**	**273,992**

* Six Team League
\# Ten Team League
& Twelve Team League
(all other years the league had eight teams)

EASTERN LEAGUE ATTENDANCE (1958-2019)

1958

Springfield	84,794
Lancaster	81,932
York	76,139
Williamsport	75,867
Reading	70,722
Binghamton	62,357
Allentown	47,795
Albany	43,685
Total	543,471

1959

Springfield	110,499
Williamsport	91,819
Allentown	84,430
Reading	81,311
Binghamton	60,499
Lancaster	49,073
York	48,449
Albany	45,446
Total	571,526

1960

Allentown	51,654
Binghamton	71,671
Lancaster	82,895
Reading	75,777
Springfield	66,857
Williamsport	100,298
Total	449,152

1961

Williamsport	79,183
Springfield	77,893
Binghamton	62,283
Johnstown	58,179
Reading	53,283
Lancaster	51,311
Total	382,132

1962

Elmira	83,328
Springfield	78,375
Williamsport	77,595
Binghamton	71,810
York	57,173
Charleston	53,935
Total	422,216

1963

Elmira	74,811
Springfield	70,376
Charleston	52,468
Binghamton	47,465
Reading	46,541
York	42,827
Total	334,488

1964

Elmira	65,528
Springfield	63,221
Reading	51,200
Williamsport	51,002
Charleston	45,422
York	35,540
Total	311,913

1965

Pittsfield	79,001
Elmira	67,075
Williamsport	65,189
Springfield	61,545
York	53,345
Reading	40,594
Total	366,749

1966

Waterbury	80,042
Pawtucket	74,479
Elmira	65,771
Williamsport	61,873
Pittsfield	51,113
York	42,588
Total	375,866

1967

Reading	85,559
Pawtucket	61,401
Williamsport	55,704
Elmira	55,189
Binghamton	52,538
Waterbury	50,744
Pittsfield	40,420
York	27,826
Total	429,381

1968

Reading	107,168
Elmira	54,998
Pittsfield	48,067
Binghamton	47,834
York	42,005
Waterbury	40,205
Total	340,277

1969

Manchester	91,165
Pittsfield	79,642
Reading	69,350
York	52,934
Elmira	52,471
Waterbury	37,371
Total	382,933

1970

Pawtucket	105,027
Reading	96,684
Waterbury	70,031
Elmira	51,907
Pittsfield	49,875
Manchester	36,928
Total	410,452

1971

Three Rivers	109,436
Quebec City	99,688
Reading	78,737
Pawtucket	75,159
Waterbury	64,568
Elmira	52,949
Pittsfield	49,770
Manchester	28,981
Total	559,198

1972

Quebec City	148,818
Three Rivers	119,751
West Haven	102,537
Pawtucket	66,650
Sherbrooke	66,101
Reading	65,874
Elmira	54,534
Pittsfield	47,199
Total	671,464

1973

Quebec City	116,236
Three Rivers	99,565
Reading	76,651
West Haven	75,128
Waterbury	73,241
Sherbrooke	70,457
Bristol	47,288
Pittsfield	44,333
Total	602,889

1974

Three Rivers	84,843
Quebec City	82,133
Reading	73,509
Waterbury	54,506
Bristol	47,969
West Haven	42,878
Pittsfield	29,234
Thetford Mines	22,516
Total	437,588

1975

Reading	85,257
Waterbury	63,847
Quebec City	55,509
Three Rivers	54,436
Bristol	42,238
Pittsfield	34,878
West Haven	26,549
Thetford Mines	16,360
Total	379,121

1976

Reading	71,152
Waterbury	64,912
Three Rivers	62,655
Quebec City	54,061
Williamsport	53,757
Bristol	38,637
West Haven	28,331
Berkshire	23,561
Total	397,066

1977

Waterbury	76,626
Holyoke	61,171
Quebec City	60,524
Jersey City	60,024
Bristol	57,563
Reading	57,540
Three Rivers	52,927
West Haven	41,072
Total	467,447

1978

Reading	66,969
Bristol	64,921
Holyoke	48,565
West Haven	46,048
Waterbury	46,011
Jersey City	28,969
Total	301,483

1979

Buffalo	133,148
Reading	84,200
West Haven	71,302
Bristol	66,844
Holyoke	50,207
Waterbury	30,339
Total	436,040

1980

Buffalo	130,674
Reading	97,235
Glens Falls	84,472
Bristol	65,991
Holyoke	65,036
Waterbury	54,807
Lynn	50,786
West Haven	30,112
Total	579,113

1981

Reading	117,050
Glens Falls	101,567
Buffalo	83,464
Holyoke	80,117
Bristol	77,066
Waterbury	67,609
West Haven	55,552
Lynn	38,468
Total	620,893

1982

Glens Falls	93,428
Reading	81,875
Buffalo	77,077
Bristol	67,564
Waterbury	54,757
Holyoke	54,291
West Haven	51,971
Lynn	23,791
Total	504,580

1983

Buffalo	220,531
Albany	200,126
Nashua	138,050
New Britain	130,433
Reading	88,484
Glens Falls	64,562
Waterbury	55,274
Lynn	31,575
Total	909,015

1984	
Buffalo	223,443
Albany	199,534
Nashua	126,263
Vermont	121,012
Glens Falls	103,225
New Britain	79,949
Reading	67,333
Waterbury	36,323
Total	957,082

1985	
Albany	324,003
New Britain	90,802
Vermont	90,478
Reading	76,819
Nashua	73,867
Glens Falls	69,260
Pittsfield	60,585
Waterbury	37,318
Total	823,132

1986	
Albany	316,034
Reading	83,508
New Britain	81,617
Nashua	78,103
Vermont	77,959
Glens Falls	70,020
Pittsfield	47,709
Waterbury	37,267
Total	792,215

1987	
Albany	285,016
Harrisburg	212,141
Reading	100,895
Vermont	85,621
New Britain	83,338
Glens Falls	79,303
Williamsport	77,140
Pittsfield	51,551
Total	976,005

1988	
Harrisburg	216,740
Albany	214,663
Reading	144,107
Williamsport	100,586
New Britain	77,965
Vermont	68,894
Glens Falls	57,314
Pittsfield	53,121
Total	933,390

1989	
Canton-Akron	203,986
Harrisburg	200,196
Albany	192,862
Reading	178,734
London	167,679
Hagerstown	161,630
New Britain	110,943
Williamsport	66,767
Total	1,272,797

1990	
Harrisburg	223,503
Reading	204,240
Albany	203,423
Canton-Akron	203,096
Hagerstown	167,725
London	167,664
New Britain	123,017
Williamsport	76,921
Total	1,369,589

1991	
Reading	250,610
Harrisburg	233,423
Canton-Akron	218,397
Hagerstown	193,753
Albany	171,466
London	150,435
New Britain	146,632
Williamsport	96,711
Total	1,461,427

1992	
Reading	287,078
Binghamton	259,183
Harrisburg	209,159
Canton-Akron	194,362
Albany	145,936
Hagerstown	130,331
New Britain	125,393
London	112,913
Total	1,464,355

1993	
Reading	313,083
Canton-Akron	273,639
Bowie	254,861
Harrisburg	250,476
Binghamton	225,467
New Britain	140,915
Albany-Colonie	137,541
London	103,840
Total	1,699,822

1994	
Portland	375,197
Reading	338,249
Trenton	318,252
Bowie	293,665
New Haven	276,316
Canton-Akron	255,002
Harrisburg	234,774
Binghamton	217,600
New Britain	129,696
Albany-Colonie	115,819
Total	2,554,570

1995	
Bowie	463,976
Trenton	453,915
Portland	429,763
Reading	383,984
New Haven	283,766
Norwich	281,473
Harrisburg	240,488
Binghamton	200,077
Canton-Akron	195,049
Hardware City	124,560
Total	3,057,051

1996	
Trenton	437,396
Portland	408,503
Bowie	396,086
Reading	375,326
Norwich	269,022
New Haven	254,084
Harrisburg	230,744
Canton-Akron	213,278
Binghamton	202,461
Hardware City	160,765
Total	2,947,665

1997	
Akron	473,232
Trenton	446,527
Bowie	409,285
Reading	398,182
Portland	397,117
Norwich	244,246
Harrisburg	242,431
New Haven	232,101
Binghamton	200,513
New Britain	151,718
Total	3,195,352

1998	
Akron	521,122
Trenton	457,344
Reading	414,658
Bowie	400,058
Portland	398,800
Harrisburg	259,381
Norwich	243,817
Binghamton	216,191
New Haven	197,342
New Britain	181,643
Total	3,290,356

1999	
Akron	522,459
Reading	448,367
Trenton	440,033
Bowie	421,398
Portland	402,582
Altoona	323,932
Harrisburg	253,399
Norwich	244,442
Erie	234,257
Binghamton	203,674
New Haven	197,163
New Britain	177,026
Total	3,868,732

2000	
Akron	481,060
Reading	452,343
Trenton	408,262
Bowie	400,338
Portland	370,702
Altoona	333,968
Harrisburg	250,384
Norwich	226,551
New Britain	220,127
Erie	206,208
New Haven	185,086
Binghamton	184,695
Total	3,719,724

2001	
Akron	485,582
Reading	458,585
Trenton	411,322
Portland	383,022
Bowie	350,127
Altoona	348,316
Harrisburg	279,691
New Britain	261,331
Erie	246,404
Norwich	231,481
Binghamton	197,113
New Haven	186,301
Total	3,839,275

2002	
Reading	486,570
Trenton	408,463
Akron	400,187
Portland	382,738
Altoona	363,871
Bowie	341,322
Harrisburg	266,808
New Britain	265,484
Norwich	222,134
Binghamton	214,289
Erie	211,899
New Haven	182,164
Total	3,745,929

2003	
Reading	465,717
Akron	445,603
Trenton	427,567
Portland	405,021
Altoona	365,376
Bowie	324,813
New Britain	268,532
Harrisburg	257,898
Binghamton	211,533
Erie	197,656
Norwich	158,622
New Haven	140,922
Total	3,669,260

2004	
Akron	478,611
Reading	478,257
Portland	434,684
Trenton	402,280
Altoona	394,062
Bowie	312,354
New Britain	311,671
Harrisburg	255,978
Erie	245,117
Binghamton	216,493
New Hampshire	215,961
Norwich	168,559
Total	3,914,027

2005	
Reading	469,105
Akron	455,056
Trenton	410,926
Portland	396,277
Altoona	390,239
New Britain	337,687
Bowie	314,277
New Hampshire	279,556
Harrisburg	264,728
Erie	233,415
Binghamton	222,243
Norwich	170,686
Total	3,944,195

2006	
Reading	460,216
Trenton	413,068
Akron	412,995
Portland	400,534
Altoona	365,407
New Britain	328,406
New Hampshire	300,049
Bowie	285,277
Harrisburg	253,937
Binghamton	215,336
Erie	206,875
Connecticut	170,807
Total	3,812,907

2007	
Reading	466,385
Portland	421,368
Trenton	412,312
New Hampshire	371,710
Altoona	356,339
Akron	355,376
New Britain	341,816
Bowie	287,098
Binghamton	230,053
Harrisburg	229,241
Erie	220,401
Connecticut	195,235
Total	3,887,334

2008	
Reading	436,789
Portland	412,403
Trenton	409,131
New Hampshire	373,227
New Britain	365,756
Altoona	346,973
Akron	342,816
Bowie	261,459
Erie	234,955
Binghamton	220,638
Connecticut	202,004
Harrisburg	164,182
Total	3,770,333

2009	
Reading	460,791
Portland	404,709
New Hampshire	386,991
New Britain	366,682
Trenton	371,602
Akron	316,836
Altoona	275,945
Bowie	247,660
Harrisburg	228,741
Erie	220,909
Binghamton	210,526
Connecticut	203,005
Total	3,694,397

2010	
Richmond	463,842
Reading	456,466
Portland	390,772
New Hampshire	386,102
New Britain	368,523
Trenton	384,028
Harrisburg	294,325
Altoona	286,321
Akron	261,563
Bowie	251,728
Erie	218,748
Binghamton	203,823
Total	3,966,241

2011	
Reading	456,957
Richmond	447,520
New Britain	363,759
Trenton	379,501
New Hampshire	373,482
Portland	369,424
Harrisburg	291,248
Altoona	285,906
Akron	266,265
Bowie	255,832
Erie	224,443
Binghamton	209,044
Total	3,923,381

2012	
Richmond	438,002
Reading	426,623
New Hampshire	377,317
Portland	374,930
Trenton	373,355
New Britain	339,100
Harrisburg	280,964
Altoona	270,613
Akron	256,473
Bowie	248,210
Erie	208,725
Binghamton	196,929
Total	3,791,241

2013	
Reading	436,134
Richmond	434,769
Trenton	360,010
New Hampshire	353,639
Portland	341,420
New Britain	307,097
Akron	295,459
Altoona	286,227
Harrisburg	284,361
Bowie	252,593
Erie	206,780
Binghamton	185,093
Total	3,743,582

2014	
Richmond	418,147
Reading	394,458
Portland	359,427
Akron	350,704
New Hampshire	340,299
Trenton	361,369
New Britain	302,865
Harrisburg	273,645
Altoona	275,823
Bowie	248,630
Erie	209,299
Binghamton	171,279
Total	3,705,945

2015	
Richmond	417,828
Reading	417,010
Portland	368,291
New Hampshire	348,539
Trenton	347,231
Akron	340,916
Altoona	302,761
Harrisburg	301,588
New Britain	267,377
Bowie	256,865
Erie	203,655
Binghamton	188,104
Total	3,760,165

2016	
Reading	420,320
Richmond	390,693
Portland	374,746
Akron	350,077
Trenton	347,661
New Hampshire	338,387
Altoona	272,640
Harrisburg	269,172
Bowie	236,349
Erie	210,040
Binghamton	172,859
Hartford	41,569
Total	3,424,513

2017	
Reading	411,698
Richmond	386,185
Hartford	395,196
Portland	356,153
Akron	343,351
Trenton	349,013
New Hampshire	284,108
Altoona	294,486
Harrisburg	262,872
Bowie	234,789
Erie	214,394
Binghamton	190,765
Total	3,723,010

2018	
Hartford	408,942
Richmond	396,686
Reading	388,510
Trenton	351,297
Portland	346,341
Akron	344,754
New Hampshire	319,099
Altoona	297,118
Harrisburg	259,243
Bowie	230,347
Binghamton	220,279
Erie	205,055
Total	3,767,671

2019	
Hartford	414,946
Richmond	400,321
Reading	398,314
Portland	357,647
Trenton	340,705
Akron	340,187
Altoona	308,464
New Hampshire	306,511
Harrisburg	258,909
Bowie	224,686
Erie	215,444
Binghamton	182,990
Total	3,749,124

EASTERN LEAGUE--MAJOR LEAGUE AFFILIATIONS

Listing by Eastern League City

Akron	**Cleveland, 1997-Present**
Albany	Cincinnati, 1938-39; Pittsburgh, 1940-50; Boston, 1952-54, 1956-57; Kansas City, 1958-59, Oakland, 1983-84, New York (AL), 1985-94
Allentown	Brooklyn, 1936; St. Louis, 1954-56; Boston, 1958-60
Altoona	**Pittsburgh, 1999-Present**
Berkshire	Milwaukee, 1976
Binghamton	New York (AL), 1932-61, 1967-68; Kansas City, 1962-63; **New York (NL), 1992-Present**
Bowie	**Baltimore, 1993-Present**
Bristol	Boston, 1973-82
Buffalo	Pittsburgh, 1979-82; Cleveland, 1983-84
Canton-Akron	Cleveland, 1989-96
Charleston	Cleveland, 1962-64
Elmira	St. Louis, 1932-34, 1945-49; Boston, 1936; Brooklyn, 1937-40, 1950-55; Detroit, 1941-42, Philadelphia, 1943-44; Baltimore 1962-68; Kansas City & San Diego, 1969-70; Kansas City, 1971; Cleveland, 1972
Erie	Anaheim, 1999-2000; **Detroit 2001-Present**
Glens Falls	Chicago (AL), 1980-85; Detroit, 1986-88
Hagerstown	Baltimore, 1989-92
Harrisburg	Boston (NL), 1932-35; Pittsburgh, 1987-90; Montreal, 1991-2003; **Washington 2005-Present**
Hartford	Boston (NL), 1938-52, **Colorado 2016-Present**
Hazelton	Boston, 1932, 1937-38; Philadelphia, 1934-36
Holyoke	Milwaukee, 1977-80; California, 1981-82
Jersey City	Cleveland, 1977; Oakland, 1978
Johnstown	New York (NL), 1955-56; Boston, 1961
Lancaster	Detroit, 1958; Chicago (NL), 1959-60; St. Louis 1961
London	Detroit, 1989-93
Lynn	Seattle, 1980-82; Pittsburgh, 1983
Manchester	New York (AL), 1969-71; **Toronto, 2004-Present**
Nashua	California, 1983; Pittsburgh, 1984-86
New Britain	Boston, 1983-94; Minnesota, 1997-2014; Colorado, 2015
New Haven	Colorado, 1994-98; Seattle, 1999-2000; St. Louis 2001-2002; Toronto, 2003
Norwich	New York (AL), 1995-2002; San Francisco, 2003-2009
Pawtucket	Cleveland, 1966-67; Boston, 1970-72
Pittsfield	Boston, 1965-69; Washington, 1970-71; Texas, 1972-75; Chicago (NL), 1985-88
Portland	Florida, 1994-2002; **Boston, 2003-Present**
Quebec	Montreal, 1971-77
Reading	Boston (AL), 1933-34, 1964; Cleveland, 1952-61, 1965; **Philadelphia (NL), 1967-Present**
Richmond	**San Francisco, 2010- Present**
Schenectady	Philadelphia (NL), 1951-57
Scranton	Pittsburgh, 1936; Boston (NL), 1937; Boston (AL), 1939-51; St. Louis, 1952; Washington, 1953
Sherbrooke	Pittsburgh, 1972-73
Springfield	Washington, 1939; New York (NL), 1943, 1957; San Francisco, 1958-65
Syracuse	Detroit, 1956
Thetford Mines	Pittsburgh, 1974; Milwaukee, 1975
Trenton	Washington, 1937-38; Detroit, 1994; Boston, 1995-2002; **New York (AL), 2003-Present**
Trois Rivieres	Cincinnati, 1971-77
Utica	Philadelphia (NL), 1943-50
Vermont	Cincinnati, 1984-87; Seattle, 1988
Waterbury	San Francisco, 1966-67, 1977-78; Cleveland, 1968-69, 1985-86; Pittsburgh, 1970-71; Los Angeles, 1973-76; Oakland, 1979; Cincinnati 1980-83
West Haven	New York (AL), 1972-79; Oakland, 1980-82

Wilkes-Barre	Cleveland, 1939-51; Detroit, 1954; New York (NL), 1955
Williamsport	Cleveland, 1932, 1987-88; Philadelphia, 1933-42, 1953, 1958-62; Washington, 1944-45; Detroit, 1946-52; Pittsburgh, 1954-56; New York (NL), 1964-67, 1991; Seattle, 1989-90
York	Brooklyn, 1933; St. Louis, 1958-59; Boston, 1962; Washington, 1963-67; Pittsburgh, 1968-69

Listing by Major League Affiliate

Anaheim	Erie, 1999-00
Baltimore	Elmira, 1962-68; Hagerstown, 1989-92; **Bowie, 1993-Present**
Boston (AL)	Hazelton, 1932, 1937-38; Reading, 1933-34, 1964; Elmira, 1936; Scranton, 1939-51; Albany, 1952-54, 1956-57; Allentown, 1958-60; Johnstown, 1961; York, 1962; Pittsfield, 1965-69; Pawtucket, 1970-72; Bristol, 1973-82; New Britain, 1983-94; Trenton, 1995-2002; **Portland, 2003-Present**
Boston (NL)	Harrisburg, 1932-35; Scranton, 1937; Hartford, 1938-52
Brooklyn	York, 1933; Allentown, 1936; Elmira, 1937-40, 1950-55
California	Holyoke, 1981-82; Nashua, 1983; Waterbury, 1984
Chicago (AL)	Glens Falls, 1980-85
Chicago (NL)	Lancaster, 1959-60; Pittsfield, 1985-88
Cincinnati	Albany, 1938-39; Trois Rivieres, 1971-77; Waterbury, 1980-83; Vermont, 1984-87
Cleveland	Williamsport, 1932, 1976, 1987-88; Wilkes-Barre, 1939-51; Reading, 1952-61, 1965; Charleston, 1962-64; Pawtucket, 1966-67; Waterbury, 1968-69, 1985-86; Elmira, 1972; Jersey City, 1977; Buffalo, 1983-84; Canton-Akron, 1989-96; **Akron, 1997-Present**
Colorado	New Haven, 1994-98; New Britain, 2015; **Hartford, 2016-Present**
Detroit	Elmira, 1941-42; Williamsport, 1946-52; Wilkes-Barre, 1954; Syracuse, 1956; Lancaster, 1958; Glens Falls, 1986-88; London, 1989-93; Trenton, 1994; **Erie, 2001-Present**
Florida	Portland 1994-2002
Kansas City	Albany, 1958-59; Binghamton, 1962-63; Elmira, 1969-71
Los Angeles	Waterbury, 1973-76
Milwaukee	Thetford Mines, 1975; Berkshire, 1976; Holyoke, 1977-80
Minnesota	Hardware City, 1995-96; New Britain, 1997-2014
Montreal	Quebec, 1971-77; Harrisburg, 1991-2004
New York (AL)	Binghamton, 1932-61, 1967-68; Manchester, 1969-71; West Haven, 1972-79; Albany-Colonie, 1985-94; Norwich, 1995-2002; **Trenton, 2003-Present**
New York (NL)	Springfield, 1943, 1957; Johnstown, 1955-56; Wilkes-Barre, 1955; Williamsport, 1964-67, 1991; **Binghamton, 1992-Present**
Oakland	Jersey City, 1978; Waterbury, 1979; West Haven, 1980-82; Albany-Colonie, 1983-84
Philadelphia (AL)	Williamsport, 1933-42, 1953; Elmira, 1943-44
Philadelphia (NL)	Hazelton, 1934-36; Utica 1943-50; Schenectady, 1951-57; Williamsport, 1958-62; **Reading, 1967-Present**
Pittsburgh	Scranton, 1936; Albany, 1940-50; Williamsport, 1954-56; York, 1968-69; Waterbury, 1970-71; Sherbrooke, 1972-73; Thetford Mines, 1974; Buffalo, 1979-82; Lynn, 1983; Nashua, 1984-86; Harrisburg, 1987-90 **Altoona, 1999-Present**
San Diego	Elmira, 1969-70
San Francisco	Springfield, 1958-65; Waterbury, 1966-67, 1977-78; Norwich, 2003-2009; **Richmond, 2010-Present**
Seattle	Lynn, 1980-82; Vermont, 1988; Williamsport, 1989-90; New Haven, 1999-2000
St. Louis (AL)	Elmira, 1945-49; Scranton, 1952
St. Louis (NL)	Elmira, 1932-34; Allentown, 1954-56; York, 1958-59; Lancaster, 1961; New Haven, 2001-2002
Texas	Pittsfield, 1972-75
Toronto	New Haven, 2003, **Manchester 2004-Present**
Washington	Trenton, 1937-38; Springfield, 1939; Williamsport, 1944-45; Scranton, 1953; York, 1963-67; Pittsfield, 1970-71; **Harrisburg 2005-Present**

LEAGUE STANDINGS AND PLAYOFF RESULTS 1923-2019

1923 (New York-Pennsylvania League)

TEAM	W	L	PCT.	GB	MANAGER
Williamsport Billies	**82**	**42**	**.661**	---	**Harry Hinchman**
York White Roses	73	51	.589	9	Frank Desseau
Scranton Miners	68	54	.557	13	Joe Ward
Binghamton Triplets	67	55	.549	14	John Hummel
Wilkes-Barre Barons	47	74	.388	33.5	Tom Downey
Elmira Red Jackets	30	91	.248	50.5	John Riley

1924 (New York-Pennsylvania League)

TEAM	W	L	PCT.	GB	MANAGER
Williamsport Grays	**87**	**46**	**.654**	---	**Harry Hinchman**
York White Roses	80	48	.625	4.5	Frank Desseau
Scranton Miners	72	61	.541	15	Jack Egan
Harrisburg Senators	70	60	.539	15.5	Steve Yerkes/Mickey LaLonge/Glenn Killinger
Binghamton Triplets	62	65	.488	22	John Hummel/Mick Konnick/Bud Weiser
Elmira Colonels	57	76	.429	30	Armando Marsans/Leo Hanley
Wilkes-Barre Barons	51	82	.383	36	Tom Downey/Dutch Bannon/Joe Wall
Utica Indians/Oneonta Indians	43	84	.339	41	Ambrose McConnell/Ben Egan/Roy Thomas

NOTE: The Utica franchise moved to Oneonta on August 7th.

1925 (New York-Pennsylvania League)

TEAM	W	L	PCT.	GB	MANAGER
York White Roses	**77**	**55**	**.583**	---	**Frank Desseau**
Williamsport Grays	77	55	.583	---	Harry Hinchman
Binghamton Triplets	65	63	.508	10	John Haddock/Mick Konnick
Elmira Colonels	66	65	.504	10.5	Ed Barney
Scranton Miners	64	69	.481	13.5	Jack Egan
Harrisburg Senators	61	69	.469	15	Rankin Johnson
Wilkes-Barre Barons	60	71	.458	16.5	James Sharpe/George Maisel
Shamokin Shammies	54	77	.412	22.5	Amos Strunk/Clyde Mearke

Playoffs: York defeated Williamsport (3-1).

1926 (New York-Pennsylvania League)

TEAM	W	L	PCT.	GB	MANAGER
Scranton Miners	**84**	**50**	**.627**	---	**Jack Egan**
York White Roses	79	57	.581	6	Frank Desseau
Williamsport Grays	69	65	.515	15	Harry Hinchman
Elmira Colonels	68	67	.504	16.5	Joseph Dunn
Binghamton Triplets	67	67	.500	17	Mike Konnick
Shamokin Indians	61	68	.473	20.5	W.G. “Allen” Killinger
Wilkes-Barre Barons	56	73	.434	25.5	George Maisel/Earl Potteiger
Harrisburg Senators	47	84	.359	35.5	Rankin Johnson/Joe Lightner

1927 (New York-Pennsylvania League)

TEAM	W	L	PCT.	GB	MANAGER
Harrisburg Senators	**87**	**51**	**.630**	---	**Win Clark**
Wilkes-Barre Barons	80	56	.588	6	Earl Potteiger
York White Roses	79	58	.577	7.5	Frank Desseau/Johnny Tillman
Elmira Colonels	67	73	.479	21	Joseph Dunn
Scranton Miners	61	72	.459	23.5	Gus Getz
Shamokin Indians	62	78	.443	26	Irvin Trout
Binghamton Triplets	57	81	.413	30	Mike McNally
Williamsport Grays	56	80	.412	30	George Burns

1928 (New York-Pennsylvania League)

TEAM	W	L	PCT.	GB	MANAGER
Harrisburg Senators	**82**	**54**	**.603**	---	**Glenn Killinger**
Binghamton Triplets	83	57	.593	1	Mike McNally
Wilkes-Barre Barons	71	65	.522	11	Mike Konnick
Williamsport Grays	69	71	.493	15	George Burns
York White Roses	65	72	.474	17.5	Win Clark
Syracuse Stars	64	74	.464	19	Mike O’Neill
Scranton Miners	58	77	.430	23.5	Gus Getz
Elmira Colonels	58	80	.420	25	Jack Sheehan

***League Champion Listed in Bold**

1929 (New York-Pennsylvania League)

TEAM	W	L	PCT.	GB	MANAGER
Binghamton Triplets	**83**	**56**	**.597**	**---**	**Mike McNally**
Williamsport Grays	79	60	.568	4	Glenn Killinger
Harrisburg Senators	75	62	.547	7	Johnny Tillman
York White Roses	71	66	.518	11	John Bentley
Elmira Colonels	66	72	.478	16.5	Jake Pitler
Scranton Miners	64	75	.460	19	Mike O'Neill
Syracuse Stars/Hazelton Mountaineers	63	74	.460	19	Irvin "Kaiser" Wilhelm
Wilkes-Barre Barons	50	86	.368	31.5	Mike Konnick/Don Sykes/Charles "Punch" Knoll

NOTE: The Syracuse franchise moved to Hazelton on June 16th.

1930 (New York-Pennsylvania League)

TEAM	W	L	PCT.	GB	MANAGER
Wilkes-Barre Barons	**79**	**59**	**.572**	**---**	**Mike McNally**
Elmira Colonels	73	64	.533	5.5	Jake Pitler
Williamsport Grays	74	65	.532	5.5	Glenn Killinger
Harrisburg Senators	70	69	.504	9.5	Johnny Tillman
Binghamton Triplets	67	72	.482	12.5	Billy Webb
York White Roses	66	73	.475	13.5	John Bentley
Hazelton Mountaineers	63	76	.453	16.5	Walter Holke
Scranton Miners	62	76	.449	17	Buck Elliott

1931 (New York-Pennsylvania League)

TEAM	W	L	PCT.	GB	MANAGER
Harrisburg Senators	**83**	**56**	**.597**	**---**	**Joe Cobb/Eddie Onslow**
Wilkes-Barre Barons	80	59	.576	3	Mike McNally
Binghamton Triplets	76	64	.543	7.5	Heinie Groh
Williamsport Grays	76	64	.543	7.5	Glenn Killinger
York White Roses	73	67	.521	10.5	Jack Bentley/Frank Uzmann
Scranton Miners	69	70	.496	14	Buck Elliott/Ernie Vick
Hazelton Mountaineers	57	82	.410	26	Hugh Fitzgerald/Jake Pitler
Elmira Colonels	44	96	.314	39.5	Jake Pitler/Freddy Coumbe/Joe Sugden

1932 (New York-Pennsylvania League)

TEAM	W	L	PCT.	GB	MANAGER
Wilkes-Barre Barons	**78**	**61**	**.561**	**---**	**Mike McNally**
Harrisburg Senators	74	66	.529	4.5	Eddie Onslow
York White Roses	72	66	.522	5.5	Russ Wrightstone/Frank Dessau
Scranton Miners	72	68	.514	6.5	Bill Clymer/Bob Shawkey
Binghamton Triplets	69	71	.493	9.5	Heinie Groh/Bill Meyer
Hazelton Mountaineers	67	72	.482	11	Jake Pitler
Williamsport Grays	63	76	.453	15	Herb Moran/Harry Hinchman/Glenn Killinger
Elmira Red Wings	62	77	.446	16	Jack Bentley/Clay Hopper

1933 (New York-Pennsylvania League)

TEAM	W	L	PCT.	GB	MANAGER
Binghamton Triplets	**79**	**55**	**.590**	**---**	**Bill Meyer**
Reading Red Sox	80	56	.588	---	Nemo Leibold
Wilkes-Barre Barons	71	67	.514	10	Elmer Yoter
Elmira Red Wings	67	69	.493	13	Bobby Rice/Eddie Dyer
Scranton Miners	64	70	.478	15	Bob Shawkey
Williamsport Grays	64	73	.467	16.5	Mike McNally
Harrisburg Senators	60	76	.441	20	Eddie Onslow
York White Roses	59	78	.431	21.5	Frank Dessau

1934 (New York-Pennsylvania League)

Overall Standings	W	L	PCT.	GB	MANAGER
Williamsport Grays	**78**	**60**	**.565**	**---**	**Mike McNally**
Binghamton Triplets	76	62	.551	2	Bill Meyer
Reading Red Sox	72	66	.522	6	Nemo Leibold
Scranton Miners	71	67	.514	7	Jake Pitler
Wilkes-Barre Barons	66	67	.496	9.5	Elmer Yoter
Elmira Red Wings	63	75	.457	15	Ira Smith/Joe Mathes
Hazelton Mountaineers	61	75	.449	16	Frank Uzmann
Harrisburg Senators	60	75	.444	16.5	Leslie Mann

***League Champion Listed in Bold**

1934 (New York-Pennsylvania League)

First Half Standings	W	L	PCT.	GB
Binghamton Triplets	41	28	.594	---
Reading Red Sox	37	32	.536	4
Williamsport Grays	**37**	**33**	**.529**	**4.5**
Elmira Red Wings	35	35	.500	6.5
Wilkes-Barre Barons	34	35	.493	7
Scranton Miners	32	38	.457	9.5
Hazelton Mountaineers	31	38	.449	10
Harrisburg Senators	31	39	.443	10.5

Second Half Standings	W	L	PCT.	GB
Williamsport Grays	**41**	**27**	**.603**	---
Scranton Miners	39	29	.574	4
Binghamton Triplets	35	34	.507	6.5
Reading Red Sox	35	34	.507	6.5
Wilkes-Barre Barons	32	32	.500	7
Hazelton Mountaineers	30	37	.448	10.5
Harrisburg Senators	29	36	.446	10.5
Elmira Red Wings	28	40	.412	13

Playoffs: Williamsport defeated Binghamton (4-2).

1935 (New York-Pennsylvania League)

Overall Standings	W	L	PCT.	GB	MANAGER
Scranton Miners	81	54	.600	---	Joe Shaute
Wilkes-Barre Barons	79	57	.581	2.5	Elmer Yoter
Hazelton Mountaineers	74	56	.569	4.5	Andy High
Binghamton Triplets	**75**	**60**	**.556**	**6**	**Bill Meyer**
Williamsport Grays	64	69	.481	16	Mike McNally
Harrisburg Senators	59	77	.434	22.5	Art Shires
Elmira Pioneers	58	79	.426	24	Bill Hunnenfield/Frank Bedenk/Emmet McCann/Fred Coumbe
Reading Keys/Allentown Brooks	49	87	.360	32.5	Zach Taylor

First Half Standings	W	L	PCT.	GB
Scranton Miners	44	23	.657	---
Wilkes-Barre Barons	41	26	.612	3
Hazelton Mountaineers	34	26	.567	6.5
Williamsport Grays	35	28	.556	7
Binghamton Triplets	**35**	**31**	**.530**	**8.5**
Harrisburg Senators	33	34	.493	11
Reading Keys	21	46	.313	23
Elmira Pioneers	20	49	.290	25

Second Half Standings	W	L	PCT.	GB
Binghamton Triplets	**40**	**29**	**.580**	---
Hazelton Mountaineers	40	30	.571	.5
Elmira Pioneers	38	30	.559	1.5
Wilkes-Barre Barons	38	31	.551	2
Scranton Miners	37	31	.544	2.5
Williamsport Grays	29	41	.414	11.5
Reading/Allentown Brooks	28	41	.406	12
Harrisburg Senators	26	43	.377	14

Playoffs: Binghamton defeated Scranton (4-3).

NOTE: The Reading franchise moved to Allentown on July 9th.

1936 (New York-Pennsylvania League)

Overall Standings	W	L	PCT.	GB	MANAGER
Binghamton Triplets	81	58	.583	---	Bill Skiff
Scranton Miners	**78**	**60**	**.565**	**2.5**	**Elmer Yoter**
Elmira Pioneers	79	61	.564	2.5	Rabbit Maranville
Williamsport Grays	78	62	.557	3.5	Mike McNally
Allentown Brooks	71	68	.511	10	Bruno Betzel
Hazelton Mountaineers	66	72	.478	14.5	Andy High/Frank Uzmann
Wilkes-Barre Barons	62	75	.453	18	Jake Pitler
York White Roses/Trenton Senators	40	99	.288	41	Dutch Dorman/Walter Smallwood

First Half Standings	W	L	PCT.	GB
Scranton Miners	**42**	**27**	**.609**	---
Binghamton Triplets	38	32	.543	4.5
Williamsport Grays	37	33	.529	5.5
Hazelton Mountaineers	36	34	.514	6.5
Elmira Pioneers	35	35	.500	7.5
Allentown Brooks	34	35	.493	8
Wilkes-Barre Barons	32	37	.464	10
York White Roses	24	45	.348	18

Second Half Standings	W	L	PCT.	GB
Elmira Pioneers	44	26	.629	---
Binghamton Triplets	43	26	.623	.5
Williamsport Grays	41	29	.586	3
Allentown Brooks	37	33	.529	7
Scranton Miners	**36**	**33**	**.522**	**7.5**
Wilkes-Barre Barons	30	38	.441	13
Hazelton Mountaineers	30	38	.441	13
Trenton Senators	16	54	.229	28

Playoffs: Scranton defeated Elmira (4-0 with one tie).

NOTE: The York franchise moved to Trenton for the start of the second half on July 2nd.

***League Champion Listed in Bold**

1937 (New York-Pennsylvania League)

TEAM	W	L	PCT.	GB	MANAGER
Elmira Pioneers	**84**	**51**	**.622**	---	**Bruno Betzel**
Wilkes-Barre Barons	77	57	.575	6.5	Mike McNally
Hazelton Red Sox	76	61	.555	9	George "Specs" Toporcer
Binghamton Triplets	67	69	.493	17.5	Bill Skiff
Williamsport Grays	67	69	.493	17.5	Ollie Marquardt
Scranton Miners	63	75	.457	22.5	Bob Coleman
Trenton Senators	54	80	.403	29.5	Bud Shaney/Spencer Abbott
Albany Senators	54	80	.403	29.5	Bill McCorry

Playoffs: Binghamton defeated Williamsport in a one game playoff for fourth place. Elmira defeated Hazelton (3-1). Wilkes-Barre defeated Binghamton (3-1). Elmira defeated Wilkes-Barre (4-1).

1938

TEAM	W	L	PCT.	GB	MANAGER
Binghamton Triplets	84	51	.622	---	Bruno Betzel
Hazelton Red Sox	81	58	.583	5	George "Specs" Toporcer
Elmira Pioneers	**71**	**65**	**.522**	**13.5**	**Clyde Sukeforth**
Hartford Laurels	67	67	.500	16.5	Eddie Onslow
Albany Senators	68	70	.493	17.5	Bill McCorry
Williamsport Grays	65	74	.468	21	Marty McManus
Trenton Senators	62	77	.446	24	Spencer Abbott
Wilkes-Barre Barons	51	87	.370	34.5	Mike McNally

Playoffs: Hazelton defeated Hartford (3-0). Elmira defeated Binghamton (3-2). Elmira defeated Hazelton (4-1).

1939

TEAM	W	L	PCT.	GB	MANAGER
Scranton Red Sox	**80**	**60**	**.571**	---	**Nemo Leibold**
Elmira Pioneers	75	64	.540	4.5	Clyde Sukeforth
Springfield Nationals	74	66	.529	6	Spencer Abbott
Albany Senators	72	67	.518	7.5	Rabbit Maranville
Binghamton Triplets	71	69	.507	9	Bruno Betzel
Williamsport Grays	71	69	.507	9	Marty McManus
Hartford Bees	58	82	.414	22	Fresco Thompson
Wilkes-Barre Barons	58	82	.414	22	Eddie Phillips

Playoffs: Scranton defeated Springfield (3-2). Albany defeated Elmira (3-2). Scranton defeated Albany (4-1).

1940

TEAM	W	L	PCT.	GB	MANAGER
Scranton Red Sox	79	60	.568	---	Nemo Leibold
Binghamton Triplets	**77**	**62**	**.554**	**2**	**Bruno Betzel**
Hartford Bees	72	66	.522	6.5	Jack Onslow
Albany Senators	70	70	.500	9.5	George "Specs" Toporcer
Springfield Nationals	68	69	.496	10	Spencer Abbott
Elmira Pioneers	67	72	.482	12	Bill Killefer
Williamsport Grays	60	74	.448	16.5	Fresco Thompson
Wilkes-Barre Barons	56	76	.424	19.5	Earl Wolgamot

Playoffs: Binghamton defeated Albany (3-1). Hartford defeated Scranton (3-1). Binghamton defeated Hartford (4-1).

1941

TEAM	W	L	PCT.	GB	MANAGER
Wilkes-Barre Barons	87	51	.630	---	Earl Wolgamot
Williamsport Grays	82	55	.599	4.5	Spencer Abbott
Elmira Pioneers	**71**	**67**	**.514**	**16**	**Ray Brubaker**
Scranton Red Sox	71	68	.511	16.5	Nemo Leibold
Binghamton Triplets	68	69	.496	18.5	Phil Page
Albany Senators	66	73	.475	21.5	George "Specs" Toporcer
Hartford Bees	54	81	.400	31.5	Jack Onslow
Springfield Nationals	50	85	.370	35.5	Rabbit Maranville

Playoffs: Elmira defeated Wilkes-Barre (3-0 with one tie). Williamsport defeated Scranton (3-0). Elmira defeated Williamsport (4-3).

***League Champion Listed in Bold**

1942

TEAM	W	L	PCT.	GB	MANAGER
Albany Senators	84	56	.600	---	James "Rip" Collins
Scranton Red Sox	**83**	**57**	**.593**	**1**	**Nemo Leibold**
Binghamton Triplets	80	60	.571	4	Eddie Sawyer
Wilkes-Barre Barons	79	61	.564	5	Earl Wolgamot
Williamsport Grays	76	63	.547	7.5	Spencer Abbott
Elmira Pioneers	62	77	.446	21.5	Ray Brubaker
Hartford Bees	62	78	.443	22	Del Bissonette
Springfield Rifles	33	107	.236	51	Les Bell

Playoffs: Scranton defeated Wilkes-Barre (3-0). Binghamton defeated Albany (3-2). Scranton defeated Binghamton (4-1).

1943

TEAM	W	L	PCT.	GB	MANAGER
Scranton Red Sox	87	51	.630	---	Nemo Leibold
Elmira Pioneers	**79**	**60**	**.568**	**8.5**	**Ray Brubaker**
Hartford Bees	77	59	.566	9	Del Bissonette
Wilkes-Barre Barons	77	61	.558	10	Tony Lazzeri
Albany Senators	74	65	.532	13.5	James "Rip" Collins
Binghamton Triplets	74	66	.529	14	Eddie Sawyer
Springfield Rifles	46	88	.343	39	Spencer Abbott
Utica Braves	37	101	.268	50	Wally Schang

Playoffs: Scranton defeated Hartford (3-1). Elmira defeated Wilkes-Barre (3-2). Elmira defeated Scranton (4-2 with one tie).

1944

TEAM	W	L	PCT.	GB	MANAGER
Hartford Laurels	99	38	.723	---	Del Bissonette
Albany Senators	91	47	.659	8.5	James "Rip" Collins
Utica Blue Sox	69	69	.500	30.5	Eddie Sawyer
Binghamton Triplets	**64**	**71**	**.474**	**34**	**Gene Martin**
Williamsport Grays	64	75	.460	36	Ray Kolp
Elmira Pioneers	58	80	.420	41.5	Al Todd
Scranton Miners	56	83	.403	44	Heinie Manush
Wilkes-Barre Barons	51	89	.364	49.5	Jack Sanford

Playoffs: Binghamton defeated Albany (3-0). Utica defeated Hartford (3-2). Binghamton defeated Utica (4-2).

1945

TEAM	W	L	PCT.	GB	MANAGER
Utica Blue Sox	83	52	.615	---	Eddie Sawyer
Wilkes-Barre Barons	78	59	.569	6	Dick Porter/Mike McNally
Albany Senators	**79**	**61**	**.564**	**6.5**	**James "Rip" Collins**
Hartford Bees	68	67	.504	15	Merle Settlemire
Scranton Miners	67	69	.493	16.5	Elmer Yoter
Elmira Pioneers	64	73	.467	20	Jimmy Adair
Binghamton Triplets	56	81	.409	28	Bill Cronin
Williamsport Grays	52	85	.380	32	Ray Kolp

Playoffs: Albany defeated Utica (4-2). Wilkes-Barre defeated Hartford (4-2). Albany defeated Wilkes-Barre (4-3).

1946

TEAM	W	L	PCT.	GB	MANAGER
Scranton Red Sox	**96**	**43**	**.691**	---	**Elmer Yoter**
Albany Senators	78	62	.557	18.5	James "Rip" Collins
Wilkes-Barre Barons	76	62	.551	19.5	Dick Porter
Hartford Bees	71	67	.514	24.5	Dutch Dorman
Elmira Pioneers	65	72	.475	30	Ralph Winegarner
Williamsport Grays	59	80	.424	37	Gerard Lipscomb/Harry Davis
Utica Blue Sox	59	80	.424	37	Eddie Sawyer
Binghamton Triplets	51	89	.364	45.5	Garland Braxton/Lefty Gomez

Playoffs: Scranton defeated Wilkes-Barre (4-0). Hartford defeated Albany (4-2). Scranton defeated Hartford (4-1).

***League Champion Listed in Bold**

1947

TEAM	W	L	PCT.	GB	MANAGER
Utica Blue Sox	**90**	**48**	**.652**	**---**	**Eddie Sawyer**
Albany Senators	80	58	.580	10	Pinky May
Wilkes-Barre Barons	80	60	.571	11	Bill Norman
Scranton Red Sox	78	62	.557	13	Eddie Popowski
Williamsport Tigers	66	74	.471	25	George Detore
Hartford Chiefs	58	82	.414	33	Dutch Dorman
Elmira Pioneers	54	86	.386	37	Ralph Winegarner
Binghamton Triplets	52	88	.371	39	Lefty Gomez

Playoffs: Utica defeated Wilkes-Barre (4-2). Albany defeated Scranton (4-3). Utica defeated Albany (4-3).

1948

TEAM	W	L	PCT.	GB	MANAGER
Scranton Red Sox	**89**	**51**	**.636**	**---**	**Mike Ryba**
Albany Senators	86	54	.614	3	Pinky May
Utica Blue Sox	83	56	.597	5.5	Dick Porter/Pat Colgan
Hartford Chiefs	74	67	.525	15.5	Earle Browne
Williamsport Tigers	73	68	.518	16.5	Gene Desautels
Binghamton Triplets	58	82	.414	31	Buddy Hassett
Elmira Pioneers	49	91	.350	40	Stan “Packy” Rogers
Wilkes-Barre Barons	48	91	.345	40.5	Bill Norman

Playoffs: Hartford defeated Williamsport in a one-game playoff for fourth place. Scranton defeated Utica (4-1). Albany defeated Hartford (4-3). Scranton defeated Albany (4-0).

1949

TEAM	W	L	PCT.	GB	MANAGER
Albany Senators	93	47	.664	**---**	Pinky May
Scranton Red Sox	79	61	.564	14	Mike Ryba/Jack Burns
Wilkes-Barre Indians	77	63	.550	16	Bill Norman
Binghamton Triplets	**70**	**70**	**.500**	**23**	**George Selkirk**
Hartford Chiefs	66	74	.471	27	Earle Brown/James “Rip” Collins
Williamsport Tigers	66	74	.471	27	Gene Desautels
Elmira Pioneers	58	82	.414	35	Donald Heffner/John Tobin/Salvador Madrid
Utica Blue Sox	51	89	.364	42	Pat Colgan

Playoffs: Wilkes-Barre defeated Albany (4-0). Binghamton defeated Scranton (4-0). Binghamton defeated Wilkes-Barre (4-3).

1950

TEAM	W	L	PCT.	GB	MANAGER
Wilkes-Barre Barons	**90**	**48**	**.652**	**---**	**Bill Norman**
Binghamton Triplets	81	58	.583	9.5	George Selkirk
Hartford Chiefs	80	59	.576	10.5	James “Rip” Collins
Albany Senators	66	73	.475	24.5	Pinky May
Utica Blue Sox	64	73	.467	25.5	Leon Riley
Williamsport Grays	61	77	.442	29	Jack Tighe
Elmira Pioneers	58	81	.417	32.5	Greg Mulleavy/George Fallon
Scranton Miners	54	85	.388	36.5	Jack Burns

Playoffs: Wilkes-Barre defeated Hartford (4-2). Binghamton defeated Albany (4-1). Wilkes-Barre defeated Binghamton (4-1).

1951

TEAM	W	L	PCT.	GB	MANAGER
Wilkes-Barre Indians	85	54	.612	**---**	Bill Norman
Scranton Red Sox	**77**	**60**	**.562**	**7**	**Jack Burns**
Elmira Pioneers	74	64	.536	10.5	George Fallon
Hartford Chiefs	75	65	.536	10.5	Tommy Holmes/Travis Jackson
Schenectady Blue Jays	73	66	.525	12	Leon Riley
Binghamton Triplets	69	69	.500	15.5	Bill Skiff
Williamsport Tigers	55	84	.396	30	Schoolboy Rowe
Albany Senators	46	92	.333	38.5	Pinky May

Playoffs: Elmira defeated Wilkes-Barre (4-3). Scranton defeated Hartford (4-0). Scranton defeated Elmira (4-0).

***League Champion Listed in Bold**

1952

TEAM	W	L	PCT.	GB	MANAGER
Albany Senators	82	54	.603	---	Jack Burns
Binghamton Triplets	**77**	**60**	**.562**	**5.5**	**Jimmy Gleeson**
Reading Indians	75	63	.543	8	Kerby Farrell
Schenectady Blue Jays	73	65	.529	10	Dan Carnevale
Elmira Pioneers	72	68	.514	12	George Fallon
Scranton Miners	66	73	.475	17.5	Zack Taylor
Hartford Chiefs	59	79	.428	24	Del Bissonette
Williamsport Tigers	48	90	.348	35	Paul Campbell

Playoffs: Reading defeated Albany (4-1). Binghamton defeated Schenectady (4-3). Binghamton defeated Reading (4-1).

1953

TEAM	W	L	PCT.	GB	MANAGER
Reading Indians	101	47	.682	---	Kerby Farrell
Binghamton Triplets	**96**	**55**	**.636**	**6.5**	**Phil Page**
Schenectady Blue Jays	86	65	.570	16.5	Skeeter Newsome
Albany Senators	78	74	.513	25	Jack Burns/Elmer Yoter
Elmira Pioneers	70	80	.467	32	Albert Brancato
Williamsport Athletics	65	85	.433	37	George Staller
Wilkes-Barre Barons	54	95	.362	47.5	Danny Litwhiler
Scranton Miners	51	100	.338	51.5	Morris Aderholt

Playoffs: Reading defeated Schenectady (4-2). Binghamton defeated Albany (4-1). Binghamton defeated Reading (4-2).

1954

TEAM	W	L	PCT.	GB	MANAGER
Wilkes-Barre Barons	80	59	.576	---	Dan Carnevale
Elmira Pioneers	77	63	.550	3.5	Tommy Holmes
Albany Senators	**75**	**64**	**.540**	**5**	**Jack Burns**
Reading Indians	71	69	.507	9.5	Pinky May
Binghamton Triplets	70	70	.500	10.5	Phil Page
Allentown Cardinals	66	74	.471	14.5	Dutch Dorman/Harold Olt
Williamsport Grays	63	77	.450	17.5	Larry Shepard
Schenectady Blue Jays	57	83	.407	23.5	George Stirnweiss/Lew Krausse

Playoffs: Albany defeated Wilkes-Barre (4-2). Reading defeated Elmira (4-0). Albany defeated Reading (4-1).

1955

TEAM	W	L	PCT.	GB	MANAGER
Reading Indians	84	53	.613	---	Jo Jo White
Allentown Cardinals	**78**	**60**	**.565**	**6.5**	**Harold Olt**
Binghamton Triplets	75	62	.547	9	George Stirnweiss
Schenectady Blue Jays	74	64	.536	10.5	Don Osborn
Williamsport Grays	71	66	.518	13	Larry Shepard
Wilkes-Barre Barons/Johnstown Johnnies	59	78	.431	25	Mike McCormick
Elmira Pioneers	56	83	.403	29	Ray Hathaway
Albany Senators	53	84	.387	31	Bert Haas

Playoffs: Schenectady defeated Reading (3-1). Allentown defeated Binghamton (3-1). Allentown defeated Schenectady (3-2).

NOTE: The Wilkes-Barre franchise moved to Johnstown on July 1st.

1956

TEAM	W	L	PCT.	GB	MANAGER
Schenectady Blue Jays	**84**	**54**	**.609**	---	**Dick Carter**
Binghamton Triplets	81	58	.583	3.5	Freddie Fitzsimmons
Reading Indians	80	59	.576	4.5	Don Heffner
Allentown Cardinals	70	67	.511	13.5	Roland LeBlanc
Syracuse Chiefs	62	77	.446	22.5	Red McQuillen/Joe Torpey/Frank Calo
Albany Senators	61	77	.442	23	Sheriff Robinson
Williamsport Grays	60	78	.435	24	John Fitzpatrick
Johnstown Johnnies	55	83	.399	29	Andy Gilbert/Frank Genovese

Playoffs: Schenectady defeated Allentown (3-0). Reading defeated Binghamton (3-0). Schenectady defeated Reading (3-0).

***League Champion Listed in Bold**

1957

TEAM	W	L	PCT.	GB	MANAGER
Binghamton Triplets	85	55	.607	---	Steve Souchock
Schenectady Blue Jays	83	57	.593	2	Dick Carter
Reading Indians	**74**	**66**	**.529**	**11**	**Jo Jo White**
Albany Senators	66	73	.475	18.5	Eddie Popowski
Syracuse Chiefs/Allentown Chiefs	56	84	.400	29	Frank Calo
Springfield Giants	55	84	.396	29.5	Mike McCormick/Ray Murray

Playoffs: Albany defeated Binghamton (3-2). Reading defeated Schenectady (3-0). Reading defeated Albany (3-1).

NOTE: The Syracuse franchise moved to Allentown on July 13th.

1958

Overall Standings

NORTHERN DIVISION	W	L	PCT.	GB	MANAGER
Springfield Giants	68	65	.511	---	Andy Gilbert
Williamsport Grays	67	65	.508	.5	Dick Carter
Binghamton Triplets	**66**	**68**	**.493**	**2.5**	**Steve Souchock**
Albany Senators	57	70	.449	8	Alfred Evans
SOUTHERN DIVISION	**W**	**L**	**PCT.**	**GB**	**MANAGER**
Lancaster Red Roses	75	57	.568	---	Johnny Pesky
Reading Indians	75	58	.564	.5	Clyde McCullough
York White Roses	68	61	.527	5.5	Joe Schultz
Allentown Red Sox	51	83	.381	25	Eddie Popowski

First Half Standings

NORTHERN DIVISION	W	L	PCT.	GB
Binghamton Triplets	**45**	**27**	**.625**	**---**
Springfield Giants	36	35	.507	8.5
Williamsport Grays	33	38	.465	11.5
Albany Senators	26	40	.394	16
SOUTHERN DIVISION	**W**	**L**	**PCT.**	**GB**
York White Roses	40	28	.588	---
Reading Indians	40	31	.563	1.5
Lancaster Red Roses	37	33	.529	4
Allentown Red Sox	24	49	.329	18.5

Second Half Standings

NORTHERN DIVISION	W	L	PCT.	GB
Williamsport Grays	34	27	.557	---
Springfield Giants	32	30	.516	2.5
Albany Senators	31	30	.508	3
Binghamton Triplets	**31**	**41**	**.339**	**13.5**
SOUTHERN DIVISION	**W**	**L**	**PCT.**	**GB**
Lancaster Red Roses	38	24	.613	---
Reading Indians	35	27	.565	3
York White Roses	28	33	.459	9.5
Allentown Red Sox	27	34	.443	10.5

Playoffs: Lancaster defeated York (3-1). Binghamton defeated Williamsport (3-0). Binghamton defeated Lancaster (3-2).

1959

TEAM	W	L	PCT.	GB	MANAGER
Springfield Giants	**85**	**55**	**.607**	---	**Andy Gilbert**
Allentown Red Sox	82	59	.582	3.5	Sheriff Robinson
Williamsport Grays	81	60	.574	4.5	Frank Lucchesi
Binghamton Triplets	71	68	.511	13.5	Charles Silvera
Reading Indians	71	69	.507	14	Al Hollingsworth
York White Roses	59	81	.421	26	Mike Ryba/Eddie Lyons
Lancaster Red Roses	57	83	.407	28	Nick Cullop
Albany Senators	54	85	.388	30.5	Alfred Evans

Playoffs: Allentown defeated Williamsport in a one game playoff to determine second place. Springfield defeated Binghamton (3-0). Williamsport defeated Allentown (3-0). Springfield defeated Williamsport (3-1).

1960

TEAM	W	L	PCT.	GB	MANAGER
Williamsport Grays	**76**	**62**	**.551**	---	**Frank Lucchesi**
Binghamton Triplets	70	69	.504	6.5	Damon Phillips
Springfield Giants	**69**	**70**	**.496**	**7.5**	**Andy Gilbert**
Reading Indians	69	71	.493	8	Ray Mueller
Allentown Red Sox	67	72	.482	9.5	Sheriff Robinson
Lancaster Red Roses	66	73	.475	10.5	Phil Cavarretta

Playoffs: Williamsport defeated Reading (2-0). Springfield defeated Binghamton (2-1). Williamsport and Springfield declared co-champions when championship series was stopped due to rain with Williamsport leading 1 game to 0.

***League Champion Listed in Bold**

1961

TEAM	W	L	PCT.	GB	MANAGER
Springfield Giants	**85**	**54**	**.612**	---	**Andy Gilbert**
Williamsport Grays	79	61	.564	6.5	Andy Seminick
Binghamton Triplets	75	64	.540	10	Jimmy Gleeson
Johnstown Red Sox	61	79	.436	24.5	Eddie Popowski
Lancaster Red Roses	60	80	.429	25.5	Chase Riddle
Reading Indians	59	81	.421	26.5	Ray Mueller

1962

TEAM	W	L	PCT.	GB	MANAGER
Williamsport Grays	83	57	.593	---	Frank Lucchesi
Elmira Pioneers	**72**	**68**	**.514**	**11**	**Earl Weaver**
York White Roses	70	70	.500	13	Mel Parnell
Springfield Giants	68	72	.486	15	Andy Gilbert
Charleston Indians	67	73	.479	16	John Lipon
Binghamton Triplets	60	80	.429	23	Granny Hamner/Dan Carnevale

Playoffs: Williamsport defeated Springfield (2-1). Elmira defeated York (2-1). Elmira defeated Williamsport (3-1).

1963

TEAM	W	L	PCT.	GB	MANAGER
Charleston Indians	**83**	**57**	**.593**	---	**John Lipon**
Elmira Pioneers	76	64	.543	7	Earl Weaver
Springfield Giants	72	68	.514	11	Buddy Kerr
Binghamton Triplets	65	75	.464	18	John McNamara
York White Roses	63	77	.450	20	Danny O'Connell/John Schiave
Reading Red Sox	61	79	.436	22	Eddie Popowski

1964

TEAM	W	L	PCT.	GB	MANAGER
Elmira Pioneers	**82**	**58**	**.586**	---	**Earl Weaver**
Reading Red Sox	80	60	.571	2	Eddie Popowski
Springfield Giants	77	63	.550	5	Andy Gilbert
Charleston Indians	70	70	.500	12	Bob Nieman
Williamsport Mets	56	84	.400	26	Ernie White
York White Roses	55	85	.393	27	Jim Lemon

1965

TEAM	W	L	PCT.	GB	MANAGER
Pittsfield Red Sox	**85**	**55**	**.607**	---	**Eddie Popowski**
Elmira Pioneers	83	55	.601	1	Earl Weaver
York White Roses	67	72	.482	17.5	Billy Klaus
Williamsport Mets	67	73	.479	18	Kerby Farrell/Bunky Warren
Springfield Giants	63	77	.450	22	Andy Gilbert
Reading Indians	53	86	.381	31.5	Whitey Kurowski

1966

TEAM	W	L	PCT.	GB	MANAGER
Elmira Pioneers	**88**	**51**	**.633**	---	**Darrell Johnson**
Pawtucket Indians	68	71	.489	20	Clay Bryant
Pittsfield Red Sox	68	71	.489	20	Eddie Popowski
Williamsport Mets	68	72	.486	20.5	Bill Virdon
Waterbury Giants	64	76	.457	24.5	Andy Gilbert
York White Roses	62	77	.446	26	Billy Klaus

1967

EASTERN DIVISION	W	L	PCT.	GB	MANAGER
Binghamton Triplets	**82**	**58**	**.586**	---	**Jack Reed**
Pittsfield Red Sox	75	62	.547	5.5	Billy Gardner
Waterbury Giants	71	69	.507	11	Andy Gilbert
Pawtucket Indians	67	71	.486	14	John "Red" Davis
WESTERN DIVISION	**W**	**L**	**PCT.**	**GB**	**MANAGER**
Elmira Pioneers	74	65	.532	---	Billy DeMars
Williamsport Mets	73	66	.525	1	Roy Sievers
Reading Phillies	70	69	.504	4	Frank Lucchesi
York White Roses	43	95	.312	30.5	Billy Klaus/George Case

Playoffs: Binghamton defeated Elmira (3-1).

***League Champion Listed in Bold**

1968

TEAM	W	L	PCT.	GB	MANAGER
Pittsfield Red Sox	84	55	.604	---	Billy Gardner
Reading Phillies	**81**	**59**	**.579**	**3.5**	**Frank Lucchesi**
Elmira Pioneers	77	63	.550	7.5	Cal Ripken, Sr.
Binghamton Triplets	67	72	.482	17	Frank Verdi/Cloyd Boyer/Jim Gleeson
York Pirates	58	82	.414	26.5	Joe Morgan
Waterbury Indians	52	88	.371	32.5	Phil Cavarretta/Ray Mueller

Playoffs: Pittsfield defeated Elmira (2-0). Reading defeated Binghamton (2-0). Reading defeated Pittsfield (3-1).

1969

TEAM	W	L	PCT.	GB	MANAGER
York Pirates	**89**	**50**	**.640**	---	**Joe Morgan**
Reading Phillies	81	59	.579	8.5	Bob Wellman
Elmira Pioneers	70	71	.496	20	Harry Bright
Pittsfield Red Sox	68	72	.486	21.5	Billy Gardner
Manchester Yankees	64	75	.460	25	Jerry Walker
Waterbury Indians	48	93	.340	42	Clay Bryant

Playoffs: Cancelled due to weather with Elmira leading Reading 1 game to 0 and Pittsfield leading York 1 game to 0.

1970

TEAM	W	L	PCT.	GB	MANAGER
Waterbury Pirates	**79**	**62**	**.560**	---	**John "Red" Davis**
Reading Phillies	78	63	.553	1	Andy Seminick
Pittsfield Senators	72	66	.522	5.5	Dick Gernert/Joe Klein
Pawtucket Red Sox	68	70	.493	9.5	Matt Sczesny
Manchester Yankees	66	73	.475	12	Gene Hassell
Elmira Pioneers	55	84	.396	23	Harry Malmberg

Playoffs: Waterbury defeated Reading in a one game playoff to determine championship.

1971

AMERICAN DIVISION	W	L	PCT.	GB	MANAGER
Elmira Royals	**78**	**61**	**.561**	---	**Harry Malmberg**
Pittsfield Senators	68	69	.496	9	Joe Klein
Pawtucket Red Sox	63	76	.453	15	Billy Gardner
Manchester Yankees	61	75	.449	15.5	Mickey Vernon
NATIONAL DIVISION	**W**	**L**	**PCT.**	**GB**	**MANAGER**
Trois Rivieres Aigles	78	59	.569	---	Jim Snyder
Reading Phillies	72	67	.518	7	Nolan Campbell
Waterbury Pirates	68	70	.493	10.5	John "Red" Davis
Quebec City Carnavals	64	75	.460	15	Gus Niarhos

Playoffs: Elmira defeated Trois Rivieres (3-1).

1972

AMERICAN DIVISION	W	L	PCT.	GB	MANAGER
West Haven Yankees	**84**	**56**	**.600**	---	**Bobby Cox**
Pittsfield Senators	66	73	.475	17.5	Joe Klein
Pawtucket Red Sox	61	79	.436	23	Don Lock
Elmira Pioneers	46	91	.336	36.5	Len Johnston
NATIONAL DIVISION	**W**	**L**	**PCT.**	**GB**	**MANAGER**
Trois Rivieres Aigles	76	60	.559	---	Jim Snyder
Sherbrooke Pirates	77	63	.550	1	Steve Demeter
Quebec City Carnavals	75	64	.540	2.5	Karl Kuehl
Reading Phillies	70	69	.504	7.5	Jim Bunning

Playoffs: West Haven defeated Trois Rivieres (3-0).

***League Champion Listed in Bold**

1973

AMERICAN DIVISION	W	L	PCT.	GB	MANAGER
Pittsfield Rangers	75	61	.551	---	Joe Klein
West Haven Yankees	72	66	.522	4	Doc Edwards
Bristol Red Sox	62	77	.446	14.5	Rac Slider
Waterbury Dodgers	59	79	.428	17	Don LeJohn
NATIONAL DIVISION	**W**	**L**	**PCT.**	**GB**	**MANAGER**
Reading Phillies	**76**	**62**	**.551**	---	**Cal Emery**
Sherbrooke Pirates	76	63	.547	.5	Tim Murtaugh
Trois Rivieres Aigles	67	72	.482	9.5	Jim Snyder
Quebec City Carnavals	65	72	.474	10.5	Karl Kuehl

Playoffs: Reading defeated Pittsfield (3-1).

1974

AMERICAN DIVISION	W	L	PCT.	GB	MANAGER
Bristol Red Sox	74	61	.548	---	Stan Williams
Pittsfield Rangers	69	70	.496	7	Joe Klein
Waterbury Dodgers	64	72	.471	10.5	Don LeJohn
West Haven Yankees	58	79	.423	17	Doc Edwards
NATIONAL DIVISION	**W**	**L**	**PCT.**	**GB**	**MANAGER**
Quebec City Carnavals	76	64	.543	---	Lance Nichols
Thetford Mines Pirates	**75**	**65**	**.536**	**1**	**Tim Murtaugh**
Reading Phillies	69	66	.511	4.5	Bob Wellman
Trois Rivieres Aigles	65	73	.471	10	Jim Snyder

Playoffs: Thetford Mines defeated Bristol (2-0). Pittsfield defeated Quebec City (2-0). Thetford Mines defeated Pittsfield (2-0).

1975

Overall Standings	W	L	PCT.	GB	MANAGER
Reading Phillies	84	53	.613	---	Bob Wellman
Bristol Red Sox	**81**	**57**	**.587**	**3.5**	**Dick McAufiffe/Bill Slack**
Waterbury Dodgers	77	59	.566	6.5	Don LeJohn
West Haven Yankees	66	71	.482	18	Pete Ward
Quebec City Carnavals	63	73	.463	20.5	Lance Nichols
Pittsfield Rangers	59	73	.447	22.5	Jackie Moore/Orlando Martinez
Thetford Mines Pirates	59	80	.424	26	John Felske
Trois Rivieres Aigles	57	80	.416	27	Jim Snyder/Ron Plaza

First Half Standings	W	L	PCT.	GB
Reading Phillies	41	20	.672	---
Waterbury Dodgers	42	26	.618	2.5
Bristol Red Sox	**35**	**30**	**.538**	**8**
Pittsfield Rangers	27	32	.458	13
Thetford Mines Pirates	28	35	.444	14
Quebec City Carnavals	28	36	.438	14.5
West Haven Yankees	27	37	.422	15.5
Trois Rivieres Aigles	25	37	.403	16.5

Second Half Standings	W	L	PCT.	GB
Bristol Red Sox	**46**	**27**	**.630**	---
Reading Phillies	43	33	.566	4.5
West Haven Yankees	39	34	.534	7
Waterbury Dodgers	35	33	.515	8.5
Quebec City Carnavals	35	37	.486	10.5
Pittsfield Rangers	32	41	.438	14
Trois Rivieres Aigles	32	43	.427	15
Thetford Mines Pirates	31	34	.408	16.5

Playoffs: Bristol defeated Reading (3-0).

1976

NORTH DIVISION	W	L	PCT.	GB	MANAGER
Trois Rivieres Aigles	83	55	.601	---	Roy Majtyka
Quebec City Metros	78	59	.569	4.5	Lance Nichols
Berkshire Brewers	68	68	.500	14	John Felske
Waterbury Dodgers	62	73	.459	19.5	Don LeJohn
SOUTH DIVISION	**W**	**L**	**PCT.**	**GB**	**MANAGER**
West Haven Yankees	**80**	**59**	**.576**	---	**Pete Ward**
Bristol Red Sox	74	60	.552	3.5	John Kennedy
Reading Phillies	54	82	.397	24.5	Bob Wellman/Granny Hamner
Williamsport Tomahawks	48	91	.345	32	John "Red" Davis

Playoffs: West Haven defeated Trois Rivieres (3-0).

***League Champion Listed in Bold**

1977

CANADIAN-AMERICAN DIVISION	W	L	PCT.	GB	MANAGER
Trois Rivieres Aigles	76	62	.551	---	Chuck Goggin
Quebec City Metros	65	70	.481	9.5	Doc Edwards
Reading Phillies	63	75	.457	13	Lee Elia
Jersey City Indians	40	97	.292	35.5	John Orsino
NEW ENGLAND DIVISION	**W**	**L**	**PCT.**	**GB**	**MANAGER**
West Haven Yankees	**86**	**52**	**.623**	---	**Mike Ferraro**
Waterbury Giants	77	63	.550	10	Andy Gilbert
Holyoke Millers	73	66	.525	13.5	Matt Galante
Bristol Red Sox	72	67	.518	14.5	John Kennedy

Playoffs: West Haven defeated Trois Rivieres (3-0).

1978

Overall Standings	W	L	PCT.	GB	MANAGER
West Haven Yankees	82	57	.590	---	Stump Merrill
Reading Phillies	79	57	.581	1.5	Lee Elia
Bristol Red Sox	**72**	**66**	**.522**	**9.5**	**Tony Torchia**
Waterbury Giants	65	74	.468	17	Andy Gilbert
Holyoke Millers	61	76	.445	20	George Farson
Jersey City A's	54	83	.394	27	John Kennedy

First Half Standings	W	L	PCT.	GB
Bristol Red Sox	**40**	**29**	**.580**	---
West Haven Yankees	39	31	.557	1.5
Reading Phillies	36	33	.522	4
Holyoke Millers	35	34	.507	5
Jersey City A's	30	39	.435	10
Waterbury Giants	28	42	.400	12.5

Second Half Standings	W	L	PCT.	GB
Reading Phillies	43	24	.642	---
West Haven Yankees	43	26	.623	1
Waterbury Giants	37	32	.536	7
Bristol Red Sox	**32**	**37**	**.464**	**12**
Holyoke Millers	26	42	.382	17.5
Jersey City A's	24	44	.353	19.5

Playoffs: Bristol defeated Reading (2-0).

1979

Overall Standings	W	L	PCT.	GB	MANAGER
West Haven Yankees	**83**	**56**	**.597**	---	**Stump Merrill**
Reading Phillies	77	61	.558	5.5	Jim Snyder
Bristol Red Sox	73	66	.525	10	Tony Torchia
Buffalo Bisons	72	67	.518	11	Steve Demeter
Holyoke Millers	63	76	.453	20	George Farson
Waterbury A's	49	91	.350	34.5	Ed Nottle

First Half Standings	W	L	PCT.	GB
West Haven Yankees	**42**	**28**	**.600**	---
Reading Phillies	37	32	.536	4.5
Bristol Red Sox	37	33	.529	5
Buffalo Bisons	36	33	.522	5.5
Holyoke Millers	33	37	.471	9
Waterbury A's	24	46	.343	18

Second Half Standings	W	L	PCT.	GB
West Haven Yankees	**41**	**28**	**.594**	---
Reading Phillies	40	29	.580	1
Bristol Red Sox	36	33	.522	5
Buffalo Bisons	36	34	.514	5.5
Holyoke Millers	30	39	.435	11
Waterbury A's	25	45	.357	16.5

1980

Overall Standings

NORTHERN DIVISION	W	L	PCT.	GB	MANAGER
Holyoke Millers	**78**	**61**	**.561**	---	**Lee Sigman**
Buffalo Bisons	67	70	.489	10	Steve Demeter
Lynn Sailors	66	71	.482	11	Bobby Floyd
Glens Falls White Sox	63	74	.460	14	Mike Pazik
SOUTHERN DIVISION	**W**	**L**	**PCT.**	**GB**	**MANAGER**
Bristol Red Sox	79	60	.568	---	Tony Torchia
Reading Phillies	78	61	.561	1	Ron Clark
Waterbury Reds	75	64	.540	4	Mike Compton
West Haven White Caps	47	92	.338	32	Ed Nottle

***League Champion Listed in Bold**

1980

First Half Standings

NORTHERN DIVISION	W	L	PCT.	GB
Buffalo Bisons	39	29	.574	---
Glens Falls White Sox	37	31	.544	2
Lynn Sailors	35	32	.522	3.5
Holyoke Millers	**35**	**34**	**.507**	**4.5**
SOUTHERN DIVISION	**W**	**L**	**PCT.**	**GB**
Waterbury Reds	41	28	.594	---
Bristol Red Sox	32	37	.464	9
Reading Phillies	30	39	.435	11
West Haven White Caps	25	44	.362	16

Second Half Standings

NORTHERN DIVISION	W	L	PCT.	GB
Holyoke Millers	**43**	**27**	**.614**	---
Lynn Sailors	31	39	.443	12
Buffalo Bisons	28	41	.406	14.5
Glens Falls White Sox	26	43	.377	16.5
SOUTHERN DIVISION	**W**	**L**	**PCT.**	**GB**
Reading Phillies	48	22	.686	---
Bristol Red Sox	47	23	.671	1
Waterbury Reds	34	36	.486	14
West Haven White Caps	22	48	.314	26

Playoffs: Holyoke defeated Buffalo (2-0). Waterbury defeated Reading (2-0). Holyoke defeated Waterbury (2-1).

1981

Overall Standings

NORTHERN DIVISION	W	L	PCT.	GB	MANAGER
Glens Falls White Sox	83	52	.615	---	Jim Mahoney
Holyoke Millers	68	70	.493	16.5	Jim Saul
Lynn Sailors	62	76	.449	22.5	Bobby Floyd
Buffalo Bisons	56	81	.409	28	John Lipon
SOUTHERN DIVISION	**W**	**L**	**PCT.**	**GB**	**MANAGER**
Bristol Red Sox	**79**	**58**	**.577**	---	**Tony Torchia**
Reading Phillies	76	63	.547	4	Ron Clark
West Haven A's	71	67	.514	8.5	Bob Didier
Waterbury Reds	55	83	.399	24.5	George Scherger

First Half Standings

NORTHERN DIVISION	W	L	PCT.	GB
Glens Falls White Sox	41	27	.603	---
Holyoke Millers	37	32	.536	4.5
Lynn Sailors	30	39	.435	11.5
Buffalo Bisons	23	46	.333	18.5
SOUTHERN DIVISION	**W**	**L**	**PCT.**	**GB**
Reading Phillies	41	28	.609	---
West Haven A's	32	37	.571	2
Bristol Red Sox	**30**	**39**	**.544**	**4**
Waterbury Reds	25	44	.377	15.5

Second Half Standings

NORTHERN DIVISION	W	L	PCT.	GB
Glens Falls White Sox	42	25	.627	---
Buffalo Bisons	33	35	.485	9.5
Lynn Sailors	32	37	.464	11
Holyoke Millers	31	38	.449	12
SOUTHERN DIVISION	**W**	**L**	**PCT.**	**GB**
Bristol Red Sox	**42**	**27**	**.609**	---
Reading Phillies	34	35	.493	8
West Haven A's	31	37	.456	10.5
Waterbury Reds	29	40	.420	13

Playoffs: Bristol defeated Reading (2-0). Bristol defeated Glens Falls (3-2).

1982

Overall Standings

NORTHERN DIVISION	W	L	PCT.	GB	MANAGER
Lynn Sailors	82	57	.590	---	Mickey Bowers
Glens Falls White Sox	77	63	.550	5.5	Jim Mahoney
Holyoke Millers	63	77	.450	19.5	Jack Hiatt
Buffalo Bisons	55	84	.396	27	Tommy Sandt
SOUTHERN DIVISION	**W**	**L**	**PCT.**	**GB**	**MANAGER**
West Haven A's	**86**	**54**	**.614**	---	**Bob Didier**
Bristol Red Sox	75	65	.536	11	Tony Torchia
Reading Phillies	63	75	.457	22	John Felske
Waterbury Reds	56	82	.406	29	Jim Lett

First Half Standings

NORTHERN DIVISION	W	L	PCT.	GB
Glens Falls White Sox	36	29	.554	---
Lynn Sailors	30	30	.500	3.5
Holyoke Millers	29	39	.426	8.5
Buffalo Bisons	25	43	.368	12.5
SOUTHERN DIVISION	**W**	**L**	**PCT.**	**GB**
West Haven A's	**42**	**21**	**.667**	---
Bristol Red Sox	34	30	.531	8.5
Reading Phillies	33	31	.516	9.5
Waterbury Reds	29	35	.453	13.5

Second Half Standings

NORTHERN DIVISION	W	L	PCT.	GB
Lynn Sailors	52	27	.658	---
Glens Falls White Sox	41	34	.547	9
Holyoke Millers	34	38	.472	14.5
Buffalo Bisons	30	41	.423	18
SOUTHERN DIVISION	**W**	**L**	**PCT.**	**GB**
West Haven A's	**44**	**33**	**.571**	---
Bristol Red Sox	41	35	.539	2.5
Reading Phillies	30	44	.405	12.5
Waterbury Reds	27	47	.365	15.5

Playoffs: Lynn defeated Glens Falls (2-0). West Haven defeated Lynn (3-0).

***League Champion Listed in Bold**

1983

TEAM	W	L	PCT.	GB	MANAGER
Reading Phillies	96	44	.686	---	Bill Dancy
Lynn Pirates	77	62	.554	18.5	Tommy Sandt
Buffalo Bisons	74	65	.532	21.5	Al Gallagher
New Britain Red Sox	**72**	**67**	**.518**	**23.5**	**Rac Slider**
Albany-Colonie A's	63	73	.463	31	Pete Whisenant
Nashua Angels	60	80	.429	36	Winston Llenas
Waterbury Reds	59	80	.424	36.5	Jim Lett
Glens Falls White Sox	53	83	.390	41	Adrian Garrett

Playoffs: New Britain defeated Reading (2-1). Lynn defeated Buffalo (2-0). New Britain defeated Lynn (3-1).

1984

TEAM	W	L	PCT.	GB	MANAGER
Albany-Colonie A's	81	57	.587	---	Keith Lieppman
Glens Falls White Sox	75	63	.543	6	John Boles
Waterbury Angels	76	64	.543	6	Winston Llenas
Vermont Reds	**75**	**65**	**.536**	**7**	**Jack Lind**
Buffalo Bisons	72	67	.518	9.5	Jack Aker
New Britain Red Sox	64	76	.457	18	Rac Slider
Nashua Pirates	58	82	.414	24	Bill Scripture
Reading Phillies	56	83	.403	25.5	Bill Dancy

Playoffs: Vermont defeated Albany (3-0). Waterbury defeated Glens Falls (3-1). Vermont defeated Waterbury (3-2).

1985

TEAM	W	L	PCT.	GB	MANAGER
Albany-Colonie Yankees	82	57	.590	---	Barry Foote
Waterbury Indians	75	64	.540	7	Jack Aker
New Britain Red Sox	75	64	.540	7	Ed Nottle
Vermont Reds	**71**	**67**	**.514**	**10.5**	**Jack Lind**
Glens Falls White Sox	68	71	.489	14	Steve Dillard
Nashua Pirates	66	73	.475	16	John Lipon
Pittsfield Cubs	59	79	.428	22.5	Tom Spencer
Reading Phillies	58	79	.423	23	Tony Taylor

Playoffs: Vermont defeated Albany-Colonie (3-1). New Britain defeated Waterbury (3-1). Vermont defeated New Britain (3-1).

1986

TEAM	W	L	PCT.	GB	MANAGER
Reading Phillies	77	59	.566	---	George Culver
Vermont Reds	**77**	**62**	**.554**	**1.5**	**Jay Ward**
Pittsfield Cubs	76	64	.543	3	Tom Spencer
Glens Falls Tigers	67	71	.486	11	Bob Schaefer
Waterbury Indians	66	73	.475	12.5	Orlando Gomez
Albany-Colonie Yankees	65	74	.468	13.5	Jim Saul
New Britain Red Sox	64	73	.467	13.5	Tony Torchia
Nashua Pirates	62	78	.443	17	Dennis Rogers

Playoffs: Vermont defeated Pittsfield (3-2). Reading defeated Glens Falls (3-1). Vermont defeated Reading (3-2).

1987

TEAM	W	L	PCT.	GB	MANAGER
Pittsfield Cubs	87	51	.630	---	Jim Essian
Harrisburg Senators	**77**	**63**	**.550**	**11**	**Dave Trembley**
Reading Phillies	76	63	.547	11.5	George Culver
Vermont Reds	73	67	.521	15	Tom Runnells
Albany-Colonie Yankees	64	75	.460	23.5	Tommy Jones
New Britain Red Sox	61	79	.436	27	Dave Holt
Williamsport Bills	60	79	.432	27.5	Steve Swisher/Orlando Gomez
Glens Falls Tigers	58	79	.423	28.5	Tom Burgess/Tom Gamboa/Paul Felix

Playoffs: Harrisburg defeated Reading (3-2). Vermont defeated Pittsfield (3-1). Harrisburg defeated Vermont (3-1).

***League Champion Listed in Bold**

1988

TEAM	W	L	PCT.	GB	MANAGER
Glens Falls Tigers	80	57	.584	---	John Wackenfuss
Vermont Mariners	79	60	.568	2	Rich Morales
Pittsfield Cubs	75	63	.543	5.5	Jim Essian
Albany-Colonie Yankees	**72**	**66**	**.522**	**8.5**	**Tommy Jones/Stump Merrill**
Reading Phillies	67	69	.493	12.5	Bill Dancy
Williamsport Bills	66	73	.475	15	Mike Hargrove
Harrisburg Senators	65	73	.471	15.5	Dave Trembley
New Britain Red Sox	47	90	.343	33	Dave Holt

Playoffs: Vermont defeated Pittsfield (3-1). Albany-Colonie defeated Glens Falls (3-1). Albany-Colonie defeated Vermont (3-1).

1989

TEAM	W	L	PCT.	GB	MANAGER
Albany-Colonie Yankees	**92**	**48**	**.657**	---	**Buck Showalter**
Harrisburg Senators	71	65	.522	19	Dave Trembley
Canton-Akron Indians	70	69	.504	21.5	Bob Molinaro
Reading Phillies	68	71	.489	23.5	Mike Hart
Hagerstown Suns	67	72	.482	24.5	Jim Schaffer
London Tigers	63	76	.453	28.5	Chris Chambliss
Williamsport Bills	63	77	.450	29	Jay Ward
New Britain Red Sox	60	76	.441	30	Butch Hobson

Playoffs: Harrisburg defeated Canton-Akron (3-2). Albany-Colonie defeated Reading (3-1). Albany-Colonie defeated Harrisburg (3-1).

1990

TEAM	W	L	PCT.	GB	MANAGER
Albany-Colonie Yankees	79	60	.568	---	Rick Down/Dan Radison
London Tigers	**76**	**63**	**.547**	**3**	**Chris Chambliss**
Canton-Akron Indians	76	64	.543	3.5	Ken Bolek
New Britain Red Sox	72	67	.518	7	Butch Hobson
Harrisburg Senators	69	69	.500	9.5	Marc Bombard
Hagerstown Suns	67	71	.486	11.5	Jerry Narron
Williamsport Bills	61	79	.436	18.5	Rick Morales
Reading Phillies	55	82	.401	23	Don McCormack

Playoffs: New Britain defeated Albany-Colonie (3-2). London defeated Canton-Akron (3-2). London defeated New Britain (3-0).

1991

TEAM	W	L	PCT.	GB	MANAGER
Harrisburg Senators	87	53	.621	---	Mike Quade
Hagerstown Suns	81	59	.579	6	Jerry Narron
Albany-Colonie Yankees	**76**	**64**	**.543**	**11**	**Dan Radison**
Canton-Akron Indians	75	65	.536	12	Ken Bolek
Reading Phillies	72	68	.514	15	Don McCormack
London Tigers	61	78	.439	25.5	Gene Roof
Williamsport Bills	60	79	.432	26.5	Clint Hurdle
New Britain Red Sox	47	93	.336	40	Gary Allenson

Playoffs: Harrisburg defeated Canton-Akron (3-1). Albany-Colonie defeated Hagerstown (3-0). Albany-Colonie defeated Harrisburg (3-0).

1992

TEAM	W	L	PCT.	GB	MANAGER
Canton-Akron Indians	80	58	.580	---	Brian Graham
Binghamton Mets	**79**	**59**	**.572**	**1**	**Steve Swisher**
Harrisburg Senators	78	59	.569	1.5	Mike Quade
Albany-Colonie Yankees	71	68	.511	9.5	Dan Radison
London Tigers	67	70	.489	12.5	Mark DeJohn
Reading Phillies	61	77	.442	19	Don McCormack
Hagerstown Suns	59	80	.424	21.5	Don Buford
New Britain Red Sox	58	82	.414	23	Jim Pankovits

Playoffs: Binghamton defeated Harrisburg (3-1). Canton-Akron defeated Albany-Colonie (3-1). Binghamton defeated Canton-Akron (3-2).

***League Champion Listed in Bold**

1993

TEAM	W	L	PCT.	GB	MANAGER
Harrisburg Senators	**94**	**44**	**.681**	**---**	**Jim Tracy**
Canton-Akron Indians	75	63	.543	19	Brian Graham
Bowie Baysox	72	68	.514	23	Don Buford
Albany-Colonie Yankees	70	68	.507	24	Mike Hart/Bill Evers
Binghamton Mets	68	72	.486	27	Steve Swisher
London Tigers	63	75	.457	31	Tom Runnells
Reading Phillies	62	78	.443	33	Don McCormack
New Britain Red Sox	52	88	.371	43	Jim Pankovits

Playoffs: Harrisburg defeated Albany-Colonie (3-1). Canton-Akron defeated Bowie (3-2). Harrisburg defeated Canton-Akron (3-2).

1994

NORTHERN DIVISION	W	L	PCT.	GB	MANAGER
Binghamton Mets	**82**	**59**	**.582**	---	**John Tamargo**
New Haven Ravens	77	63	.550	4.5	Paul Zuvella
Albany-Colonie Yankees	71	70	.504	11	Bill Evers
Portland Sea Dogs	60	81	.426	22	Carlos Tosca
New Britain Red Sox	59	81	.421	22.5	Jim Pankovits
SOUTHERN DIVISION	**W**	**L**	**PCT.**	**GB**	**MANAGER**
Harrisburg Senators	88	51	.633	---	Dave Jauss
Bowie Baysox	84	58	.592	5.5	Pete Mackanin
Canton-Akron Indians	69	73	.486	20.5	Ted Kubiak
Reading Phillies	58	82	.414	30.5	Bill Dancy
Trenton Thunder	55	85	.393	33.5	Tom Runnells

Playoffs: Binghamton defeated New Haven (3-0). Harrisburg defeated Bowie (3-2). Binghamton defeated Harrisburg (3-1).

1995

NORTHERN DIVISION	W	L	PCT.	GB	MANAGER
Portland Sea Dogs	86	56	.606	---	Carlos Tosca
New Haven Ravens	79	63	.556	7	Paul Zuvella
Norwich Navigators	70	71	.496	15.5	Jimmy Johnson
Binghamton Mets	67	75	.472	19	John Tamargo
Hardware City Rock Cats	65	77	.458	21	Sal Butera
SOUTHERN DIVISION	**W**	**L**	**PCT.**	**GB**	**MANAGER**
Reading Phillies	**73**	**69**	**.514**	---	**Bill Dancy**
Trenton Thunder	73	69	.514	---	Ken Macha
Bowie Baysox	68	74	.479	5	Bob Miscik
Canton-Akron Indians	67	75	.472	6	Ted Kubiak
Harrisburg Senators	61	80	.433	11.5	Pat Kelly

Playoffs: New Haven defeated Portland (3-1). Reading defeated Trenton (3-0). Reading defeated New Haven (3-2).

1996

NORTHERN DIVISION	W	L	PCT.	GB	MANAGER
Portland Sea Dogs	83	58	.589	---	Carlos Tosca
Binghamton Mets	76	66	.535	7.5	John Tamargo
Norwich Navigators	71	70	.504	12	Jim Essian
New Haven Ravens	66	75	.468	17	Bill Hayes
Hardware City Rock Cats	61	81	.430	22.5	Al Newman
SOUTHERN DIVISION	**W**	**L**	**PCT.**	**GB**	**MANAGER**
Trenton Thunder	86	56	.606	---	Ken Macha
Harrisburg Senators	**74**	**68**	**.521**	**12**	**Pat Kelly**
Canton-Akron Indians	71	71	.500	15	Jeff Datz
Reading Phillies	66	75	.468	19.5	Bill Robinson
Bowie Baysox	54	88	.380	32	Bob Miscik/Tim Blackwell

Playoffs: Portland defeated Binghamton (3-2). Harrisburg defeated Trenton (3-1). Harrisburg defeated Portland (3-1).

***League Champion Listed in Bold**

1997

NORTHERN DIVISION	W	L	PCT.	GB	MANAGER
Portland Sea Dogs	79	63	556	---	Fredi Gonzalez
Norwich Navigators	73	69	.514	6	Trey Hillman
New Britain Rock Cats	70	72	.493	9	Al Newman
Binghamton Mets	66	76	.465	13	Rick Sweet
New Haven Ravens	64	78	.451	15	Bill Hayes
SOUTHERN DIVISION	**W**	**L**	**PCT.**	**GB**	**MANAGER**
Harrisburg Senators	**86**	**56**	**.606**	---	**Rick Sofield**
Bowie Baysox	75	67	.528	11	Joe Ferguson
Reading Phillies	74	68	.521	12	Al LeBoeuf
Trenton Thunder	71	70	.504	14.5	DeMarlo Hale
Akron Aeros	51	90	.362	34.5	Jeff Datz

Playoffs: Portland defeated Norwich (3-2). Harrisburg defeated Bowie (3-2). Harrisburg defeated Portland (3-1).

1998

NORTHERN DIVISION	W	L	PCT.	GB	MANAGER
New Britain Rock Cats	83	59	.585	---	John Russell
Binghamton Mets	82	60	.577	1	John Gibbons
Portland Sea Dogs	66	75	.468	16.5	Lynn Jones
Norwich Navigators	66	76	.465	17	Trey Hillman
New Haven Ravens	59	83	.415	24	Tim Blackwell
SOUTHERN DIVISION	**W**	**L**	**PCT.**	**GB**	**MANAGER**
Akron Aeros	81	60	.574	---	Joel Skinner
Harrisburg Senators	**73**	**69**	**.514**	**8.5**	**Rick Sweet**
Trenton Thunder	71	70	.504	10	DeMarlo Hale
Bowie Baysox	71	71	.500	10.5	Joe Ferguson
Reading Phillies	56	85	.397	25	Al LeBoeuf

Playoffs: New Britain defeated Binghamton (3-1). Harrisburg defeated Akron (3-1). Harrisburg defeated New Britain (3-1).

1999

NORTHERN DIVISION	W	L	PCT.	GB	MANAGER
Trenton Thunder	92	50	.648	---	DeMarlo Hale
Norwich Navigators	78	64	.549	14	Lee Mazzilli
Portland Sea Dogs	65	77	.458	27	Frank Cacciatore
New Haven Ravens	65	77	.458	27	Dan Rohn
New Britain Rock Cats	59	82	.418	32.5	John Russell
Binghamton Mets	54	88	.380	38	Doug Davis
SOUTHERN DIVISION	**W**	**L**	**PCT.**	**GB**	**MANAGER**
Erie SeaWolves	81	61	.570	---	Garry Templeton
Harrisburg Senators	**76**	**66**	**.535**	**5**	**Doug Sisson**
Reading Phillies	73	69	.514	8	Gary Varsho
Bowie Baysox	70	71	.496	10.5	Joe Ferguson
Akron Aeros	69	71	.493	11	Joel Skinner
Altoona Curve	67	73	.479	13	Marty Brown

Playoffs: Norwich defeated Trenton (3-2). Harrisburg defeated Erie (3-1). Harrisburg defeated Norwich (3-2).

2000

NORTHERN DIVISION	W	L	PCT.	GB	MANAGER
Binghamton Mets	82	58	.586	---	Doug Davis
New Haven Ravens	**82**	**60**	**.577**	**1**	**Dan Rohn**
Norwich Navigators	76	66	.535	7	Dan Radison
Portland Sea Dogs	71	70	.504	11.5	Rick Renteria
Trenton Thunder	67	75	.472	16	Billy Gardner
New Britain Rock Cats	51	91	.359	32	John Russell
SOUTHERN DIVISION	**W**	**L**	**PCT.**	**GB**	**MANAGER**
Reading Phillies	85	57	.599	---	Gary Varsho
Harrisburg Senators	76	67	.531	9.5	Doug Sisson
Akron Aeros	75	68	.524	10.5	Eric Wedge
Altoona Curve	74	68	.521	11	Marty Brown
Bowie Baysox	65	77	.458	20	Andy Etchebarren
Erie SeaWolves	47	94	.333	37.5	Don Wakamatsu

Playoffs: New Haven defeated Binghamton (3-1). Reading defeated Harrisburg (3-0). New Haven defeated Reading (3-1).

***League Champion Listed in Bold**

2001

NORTHERN DIVISION	W	L	PCT.	GB	MANAGER
New Britain Rock Cats	**87**	**55**	**.613**	---	**Stan Cliburn**
Norwich Navigators	83	59	.585	4	Stump Merrill
Portland Sea Dogs	77	65	.542	10	Rick Renteria
Binghamton Mets	73	68	.518	13.5	Howie Freiling
Trenton Thunder	67	75	.472	20	Billy Gardner
New Haven Ravens	47	95	.331	40	Danny Schaeffer
SOUTHERN DIVISION	**W**	**L**	**PCT.**	**GB**	**MANAGER**
Erie SeaWolves	84	58	.592	---	Luis Pujols
Reading Phillies	**77**	**65**	**.542**	**7**	**Gary Varsho**
Akron Aeros	68	74	.479	16	Chris Bando
Harrisburg Senators	66	76	.465	18	Luis Dorante
Altoona Curve	63	79	.444	21	Dale Sveum
Bowie Baysox	59	82	.418	24.5	Dave Machemer

Playoffs: New Britain defeated Norwich (3-1). Reading defeated Erie (3-1). New Britain and Reading declared co-champions due to stoppage of play in professional baseball.

2002

NORTHERN DIVISION	W	L	PCT.	GB	MANAGER
Norwich Navigators	**76**	**64**	**.543**	---	**Stump Merrill/Luis Sojo**
New Haven Ravens	74	65	.532	1.5	Mark DeJohn
Binghamton Mets	73	68	.518	3.5	Howie Freiling
New Britain Rock Cats	67	72	.482	8.5	Stan Cliburn
Trenton Thunder	63	77	.450	13	Ron Johnson
Portland Sea Dogs	63	77	.450	13	Eric Fox
SOUTHERN DIVISION	**W**	**L**	**PCT.**	**GB**	**MANAGER**
Akron Aeros	93	48	.660	---	Brad Komminsk
Harrisburg Senators	79	63	.556	14.5	Dave Huppert
Reading Phillies	76	66	.535	17.5	Greg Legg
Altoona Curve	72	69	.511	21	Dale Sveum
Bowie Baysox	55	85	.393	37.5	Dave Cash/Dave Stockstill
Erie SeaWolves	52	89	.369	41	Kevin Bradshaw

Playoffs: Norwich defeated New Haven (3-0). Harrisburg defeated Akron (3-2). Norwich defeated Harrisburg (3-2).

2003

NORTHERN DIVISION	W	L	PCT.	GB	MANAGER
New Haven Ravens	79	63	.556	---	Marty Pevey
New Britain Rock Cats	73	68	.518	5.5	Stan Cliburn
Portland Sea Dogs	72	70	.507	7	Ron Johnson
Trenton Thunder	70	71	.496	8.5	Stump Merrill
Binghamton Mets	63	78	.447	15.5	John Stearns
Norwich Navigators	62	79	.440	16.5	Shane Turner
SOUTHERN DIVISION	**W**	**L**	**PCT.**	**GB**	**MANAGER**
Akron Aeros	**88**	**53**	**.624**	---	**Brad Komminsk**
Altoona Curve	78	63	.553	10	Dale Sveum
Erie SeaWolves	72	70	.507	16.5	Kevin Bradshaw
Bowie Baysox	69	72	.489	19	Dave Trembley
Reading Phillies	62	79	.440	26	Greg Legg
Harrisburg Senators	60	82	.423	28.5	Dave Machemer

Playoffs: New Haven defeated New Britain (3-2). Akron defeated Altoona (3-1). Akron defeated New Haven (3-0).

2004

NORTHERN DIVISION	W	L	PCT.	GB	MANAGER
New Hampshire Fisher Cats	**84**	**57**	**.596**	---	**Mike Basso**
Binghamton Mets	76	66	.535	8.5	Ken Oberkfell
New Britain Rock Cats	70	70	.500	13.5	Stan Cliburn
Norwich Navigators	69	73	.486	15.5	Shane Turner
Portland Sea Dogs	69	73	.486	15.5	Ron Johnson
Trenton Thunder	64	78	.451	20.5	Stump Merrill
SOUTHERN DIVISION					
Altoona Curve	85	56	.603	---	Tony Beasley
Erie SeaWolves	80	62	.563	5.5	Rick Sweet
Bowie Baysox	73	69	.514	12.5	Dave Trembley
Reading Phillies	64	77	.454	21	Greg Legg
Akron Aeros	63	78	.447	22	Brad Komminsk
Harrisburg Senators	52	90	.366	33.5	Dave Machemer

Playoffs: New Hampshire defeated Binghamton (3-1). Altoona defeated Erie (3-0). New Hampshire defeated Altoona (3-0).

***League Champion Listed in Bold**

2005

NORTHERN DIVISION	W	L	PCT.	GB	MANAGER
Portland Sea Dogs	76	66	.535	---	Todd Claus
Trenton Thunder	74	68	.521	2	Bill Masse
Norwich Navigators	71	71	.500	5	Dave Machemer
New Britain Rock Cats	70	72	.493	6	Stan Cliburn
New Hampshire Fisher Cats	68	74	.479	8	Mike Basso
Binghamton Mets	63	79	.444	13	Jack Lind
SOUTHERN DIVISION	**W**	**L**	**PCT.**	**GB**	**MANAGER**
Akron Aeros	**84**	**58**	**.592**	---	**Torey Lovullo**
Altoona Curve	76	66	.535	8	Tony Beasley
Bowie Baysox	74	68	.521	10	Don Werner
Reading Phillies	69	73	.486	15	Steve Swisher
Harrisburg Senators	64	78	.451	20	Keith Bodie
Erie SeaWolves	63	79	.444	21	Duffy Dyer

Playoffs: Portland defeated Trenton (3-2). Akron defeated Altoona (3-2). Akron defeated Portland (3-1).

2006

NORTHERN DIVISION	W	L	PCT.	GB	MANAGER
Trenton Thunder	80	62	.563	---	Bill Masse
Portland Sea Dogs	**72**	**67**	**.518**	**6.5**	**Todd Claus**
Binghamton Mets	70	70	.500	9	Juan Samuel
New Hampshire Fisher Cats	68	73	.482	11.5	Doug Davis
Connecticut Defenders	64	77	.454	15.5	Dave Machemer
New Britain Rock Cats	64	78	.451	16	Riccardo Ingram
SOUTHERN DIVISION					
Akron Aeros	87	55	.613	---	Tim Bogar
Altoona Curve	75	64	.540	10.5	Tim Leiper
Reading Phillies	71	69	.507	15	P.J. Forbes
Bowie Baysox	67	74	.475	19.5	Don Werner
Harrisburg Senators	67	75	.472	20	John Stearns
Erie SeaWolves	60	81	.426	26.5	Duffy Dyer

Playoffs: Portland defeated Trenton (3-1). Akron defeated Altoona (3-2). Portland defeated Akron (3-2).

2007

NORTHERN DIVISION	W	L	PCT.	GB	MANAGER
Trenton Thunder	**83**	**59**	**.585**	---	**Tony Franklin**
Portland Sea Dogs	71	72	.497	12.5	Arnie Beyeler
New Hampshire Fisher Cats	70	73	.490	13.5	Bill Masse
New Britain Rock Cats	69	72	.489	13.5	Riccardo Ingram
Connecticut Defenders	63	78	.447	19.5	Dave Machemer/Shane Turner
Binghamton Mets	61	81	.430	22	Riccardo Ingram
SOUTHERN DIVISION	**W**	**L**	**PCT.**	**GB**	**MANAGER**
Erie SeaWolves	81	59	.579	---	Matt Walbeck
Akron Aeros	80	61	.567	1.5	Tim Bogar
Altoona Curve	73	68	.518	8.5	Tim Leiper
Bowie Baysox	72	68	.514	9	Bien Figueroa
Reading Phillies	70	71	.496	11.5	P.J. Forbes
Harrisburg Senators	55	86	.390	26.5	Scott Little

Playoffs: Portland defeated New Hampshire in a one game playoff to determine second place in the Northern Division. Trenton defeated Portland (3-1). Akron defeated Erie (3-1). Trenton defeated Akron (3-1).

2008

NORTHERN DIVISION	W	L	PCT.	GB	MANAGER
Trenton Thunder	**86**	**54**	**.614**	---	**Tony Franklin**
Portland Sea Dogs	74	66	.529	12	Arnie Beyeler
Binghamton Mets	73	69	.514	14	Mako Oliveras
Connecticut Defenders	68	73	.482	18.5	Bien Figueroa
New Britain Rock Cats	64	77	.454	22.5	Bobby Cuellar
New Hampshire Fisher Cats	61	81	.430	26	Gary Cathcart
SOUTHERN DIVISION	**W**	**L**	**PCT.**	**GB**	**MANAGER**
Bowie Baysox	84	58	.592	---	Brad Komminsk
Akron Aeros	80	62	.563	4	Mike Sarbaugh
Harrisburg Senators	73	69	.514	11	John Stearns
Erie SeaWolves	68	74	.479	16	Tom Brookens
Altoona Curve	65	77	.458	19	Tim Leiper
Reading Phillies	53	89	.373	31	P.J. Forbes

Playoffs: Trenton defeated Portland (3-0). Akron defeated Bowie (3-1). Trenton defeated Akron (3-1).

***League Champion Listed in Bold**

2009

NORTHERN DIVISION	W	L	PCT.	GB	MANAGER
Connecticut Defenders	83	59	.585	---	Steve Decker
New Britain Rock Cats	72	69	.511	10.5	Bobby Cuellar
Trenton Thunder	69	72	.489	13.5	Tony Franklin
Portland Sea Dogs	67	74	.475	15.5	Arnie Beyeler
New Hampshire Fisher Cats	64	78	.451	19	Gary Cathcart
Binghamton Mets	54	86	.386	28	Mako Oliveras
SOUTHERN DIVISION	**W**	**L**	**PCT.**	**GB**	**MANAGER**
Akron Aeros	**89**	**53**	**.627**	---	**Mike Sarbaugh**
Reading Phillies	75	67	.528	14	Steve Roadcap
Bowie Baysox	73	69	.514	16	Brad Komminsk
Erie SeaWolves	71	70	.504	17.5	Tom Brookens
Harrisburg Senators	70	72	.493	19	John Stearns
Altoona Curve	62	80	.437	27	Matt Walbeck

Playoffs: Connecticut defeated New Britain (3-1). Akron defeated Reading (3-0). Akron defeated Connecticut (3-1)

2010

EASTERN DIVISION	W	L	PCT.	GB	MANAGER
Trenton Thunder	83	59	.585	---	Tony Franklin
New Hampshire Fisher Cats	79	62	.560	3.5	Luis Rivera
Portland Sea Dogs	70	71	.496	12.5	Arnie Beyeler
Reading Phillies	69	72	.489	13.5	Steve Roadcap
Binghamton Mets	66	76	.465	17	Tim Teufel
New Britain Rock Cats	44	98	.310	39	Jeff Smith
WESTERN DIVISION	**W**	**L**	**PCT.**	**GB**	**MANAGER**
Altoona Curve	**82**	**60**	**.577**	---	**Matt Walbeck**
Harrisburg Senators	77	65	.542	5	Randy Knorr
Bowie Baysox	75	67	.528	7	Brad Komminsk
Akron Aeros	71	71	.500	11	Joel Skinner
Richmond Flying Squirrels	68	73	.482	13.5	Andy Skeels
Erie SeaWolves	66	76	.465	16	Phil Nevin

Playoffs: Trenton defeated New Hampshire (3-0). Altoona defeated Harrisburg (3-1). Altoona defeated Trenton (3-1).

2011

EASTERN DIVISION	W	L	PCT.	GB	MANAGER
New Hampshire Fisher Cats	**77**	**65**	**.542**	---	**Sal Fasano**
Reading Phillies	74	68	.521	3	Mark Parent
New Britain Rock Cats	72	70	.507	5	Jeff Smith
Trenton Thunder	68	73	.482	8.5	Tony Franklin
Binghamton Mets	65	76	.461	11.5	Wally Backman
Portland Sea Dogs	59	83	.415	18	Kevin Boles
WESTERN DIVISION	**W**	**L**	**PCT.**	**GB**	**MANAGER**
Harrisburg Senators	80	62	.563	---	Tony Beasley
Richmond Flying Squirrels	76	66	.535	4	Dave Machemer
Bowie Baysox	75	66	.532	4.5	Gary Kendall
Akron Aeros	73	69	.514	7	Chris Tremie
Erie SeaWolves	67	75	.472	13	Chris Cron
Altoona Curve	64	77	.454	15.5	P.J. Forbes

Playoffs: New Hampshire defeated Reading (3-1). Richmond defeated Harrisburg (3-0). New Hampshire defeated Richmond (3-1).

2012

EASTERN DIVISION	W	L	PCT.	GB	MANAGER
Trenton Thunder	79	63	.556	---	Tony Franklin
Reading Phillies	76	66	.535	3	Dusty Wathan
New Britain Rock Cats	75	67	.528	4	Jeff Smith
Portland Sea Dogs	68	73	.482	10.5	Kevin Boles
Binghamton Mets	68	74	.479	11	Pedro Lopez
New Hampshire Fisher Cats	61	81	.430	18	Sal Fasano
WESTERN DIVISION	**W**	**L**	**PCT.**	**GB**	**MANAGER**
Akron Aeros	**82**	**59**	**.582**	---	**Chris Tremie**
Bowie Baysox	78	64	.549	4.5	Gary Kendall
Altoona Curve	72	70	.507	10.5	P.J. Forbes
Richmond Flying Squirrels	70	71	.496	12	Dave Machemer
Harrisburg Senators	64	78	.451	18.5	Matt LeCroy
Erie SeaWolves	57	84	.404	25	Chris Cron

Playoffs: Trenton defeated Reading (3-1). Akron defeated Bowie (3-2). Akron defeated Trenton (3-1).

***League Champion Listed in Bold**

2013

EASTERN DIVISION	W	L	PCT.	GB	MANAGER
Binghamton Mets	86	55	.610	---	Pedro Lopez
Trenton Thunder	**74**	**67**	**.525**	**12**	**Tony Franklin**
New Hampshire Fisher Cats	68	72	.486	17.5	Garry Allenson
Portland Sea Dogs	68	73	.482	18	Kevin Boles
New Britain Rock Cats	66	76	.465	20.5	Jeff Smith
Reading Fightin Phils	62	80	.437	24.5	Dusty Wathan
WESTERN DIVISION	**W**	**L**	**PCT.**	**GB**	**MANAGER**
Harrisburg Senators	77	65	.542	---	Matt LeCroy
Erie SeaWolves	76	66	.535	1	Chris Cron
Bowie Baysox	71	71	.500	6	Gary Kendall
Richmond Flying Squirrels	70	72	.493	7	Dave Machemer
Akron Aeros	68	73	.482	8.5	Edwin Rodriguez
Altoona Curve	63	79	.444	14	Carlos Garcia

Playoffs: Trenton defeated Binghamton (3-0). Harrisburg defeated Erie (3-1). Trenton defeated Harrisburg (3-0).

2014

EASTERN DIVISION	W	L	PCT.	GB	MANAGER
Portland Sea Dogs	88	54	.620	---	Billy McMillon
Binghamton Mets	**83**	**59**	**.585**	**5**	**Pedro Lopez**
New Britain Rock Cats	73	69	.514	15	Jeff Smith
Trenton Thunder	67	75	.472	21	Tony Franklin
New Hampshire Fisher Cats	66	76	.465	22	Bobby Meacham
Reading Fightin Phils	66	76	.465	22	Dusty Wathan
WESTERN DIVISION	**W**	**L**	**PCT.**	**GB**	**MANAGER**
Richmond Flying Squirrels	79	63	.556	---	Russ Morman
Akron RubberDucks	73	69	.514	6	David Wallace
Bowie Baysox	72	70	.507	7	Gary Kendall
Erie SeaWolves	71	71	.500	8	Lance Parrish
Altoona Curve	61	81	.430	18	Carlos Garcia
Harrisburg Senators	53	89	.373	26	Brian Daubach

Playoffs: Binghamton defeated Portland (3-2). Richmond defeated Akron (3-1). Binghamton defeated Richmond (3-0).

2015

EASTERN DIVISION	W	L	PCT.	GB	MANAGER
Reading Fightin Phils	80	61	.567	---	Dusty Wathan
Binghamton Mets	77	64	.546	3	Pedro Lopez
Trenton Thunder	71	71	.500	9.5	Al Pedrique
New Britain Rock Cats	69	71	.493	10.5	Darin Everson
New Hampshire Fisher Cats	69	71	.493	10.5	Bobby Meacham
Portland Sea Dogs	53	89	.373	27.5	Billy McMillan
WESTERN DIVISION	**W**	**L**	**PCT.**	**GB**	**MANAGER**
Bowie Baysox	79	63	.556	---	Gary Kendall
Altoona Curve	74	68	.521	5	Tom Prince
Richmond Flying Squirrels	72	68	.514	6	Jose Alguacil
Akron RubberDucks	73	69	.514	6	David Wallace
Harrisburg Senators	67	75	.472	12	Brian Daubach
Erie SeaWolves	64	78	.451	15	Lance Parrish

Playoffs: Reading defeated Binghamton (3-0). Bowie defeated Altoona (3-1). Bowie defeated Reading (3-2).

2016

EASTERN DIVISION	W	L	PCT.	GB	MANAGER
Reading Fightin Phils	89	52	.631	---	Dusty Wathan
Trenton Thunder	87	55	.613	2.5	Bobby Mitchell
Hartford Yard Goats	74	67	.525	15.0	Darin Everson
New Hampshire Fisher Cats	69	73	.486	20.5	Bobby Meacham
Binghamton Mets	63	77	.450	25.5	Pedro Lopez
Portland Sea Dogs	55	84	.396	33.0	Carlos Febles
WESTERN DIVISION	**W**	**L**	**PCT.**	**GB**	**MANAGER**
Akron RubberDucks	77	64	.546	---	David Wallace
Altoona Curve	76	64	.543	0.5	Joey Cora
Harrisburg Senators	76	66	.535	1.5	Matt LeCroy
Erie SeaWolves	62	79	.440	15.0	Lance Parrish
Richmond Flying Squirrels	62	79	.440	15.0	Miguel Ojeda
Bowie Baysox	56	86	.394	21.5	Gary Kendall

Playoffs: Trenton defeated Reading (3-1). Akron defeated Altoona (3-1). Akron defeated Trenton (3-0).

***League Champion Listed in Bold**

2017

EASTERN DIVISION	W	L	PCT.	GB	MANAGER
Trenton Thunder	92	48	.657	---	Bobby Mitchell
Binghamton Rumble Ponies	85	54	.612	6.5	Luis Rojas
Reading Fightin Phils	72	68	.514	20.0	Greg Legg
Portland Sea Dogs	65	74	.468	26.5	Carlos Febles
Hartford Yard Goats	62	77	.446	29.5	Jerry Weinstein
New Hampshire Fisher Cats	59	80	.424	32.5	Gary Allenson
WESTERN DIVISION	**W**	**L**	**PCT.**	**GB**	**MANAGER**
Altoona Curve	74	66	.529	---	Michael Ryan
Bowie Baysox	72	68	.514	2.0	Gary Kendall
Akron RubberDucks	69	71	.493	5.0	Mark Budzinski
Erie SeaWolves	65	75	.464	9.0	Lance Parrish
Richmond Flying Squirrels	63	77	.450	11.0	Kyle Haines
Harrisburg Senators	60	80	.429	14.0	Matt LeCroy

Playoffs: Trenton defeated Binghamton (3-1). Altoona defeated Bowie (3-0). Altoona defeated Trenton (3-0).

2018

EASTERN DIVISION	W	L	PCT.	GB	MANAGER
Trenton Thunder	79	61	.564	---	Jay Bell
New Hampshire Fisher Cats	76	62	.551	2.0	John Schneider
Hartford Yard Goats	65	72	.474	12.5	Warren Schaeffer
Reading Fightin Phils	64	73	.467	13.5	Greg Legg
Binghamton Rumble Ponies	64	76	.457	15.0	Luis Rojas
Portland Sea Dogs	63	76	.453	15.5	Darren Fenster
WESTERN DIVISION	**W**	**L**	**PCT.**	**GB**	**MANAGER**
Altoona Curve	78	60	.565	---	Michael Ryan
Akron RubberDucks	78	62	.557	1.0	Tony Mansolino
Harrisburg Senators	72	65	.526	5.5	Matt LeCroy
Bowie Baysox	67	71	.486	11.0	Gary Kendall
Erie SeaWolves	63	77	.450	16.0	Andrew Graham
Richmond Flying Squirrels	62	76	.449	16.0	Willie Harris

Playoffs: New Hampshire defeated Trenton (3-0). Akron defeated Altoona (3-1). New Hampshire defeated Akron (3-0).

2019

Overall Standings

EASTERN DIVISION	W	L	PCT.	GB	MANAGER
Reading Fightin Phils	80	59	.576	---	Shawn Williams
Trenton Thunder	**76**	**62**	**.551**	**3.5**	**Patrick Osborn**
Hartford Yard Goats	73	66	.525	7.0	Warren Schaeffer
Binghamton Rumble Ponies	67	73	.479	13.5	Kevin Boles
New Hampshire Fisher Cats	63	76	.453	17.0	Mike Mordecai
Portland Sea Dogs	62	77	.446	18.0	Joe Oliver
WESTERN DIVISION	**W**	**L**	**PCT.**	**GB**	**MANAGER**
Erie SeaWolves	77	61	.558	---	Mike Rabelo
Harrisburg Senators	76	63	.547	1.5	Matt LeCroy
Bowie Baysox	76	64	.543	2.0	Buck Britton
Altoona Curve	69	71	.493	9.0	Michael Ryan
Akron RubberDucks	61	79	.436	17.0	Rouglas Odor
Richmond Flying Squirrels	55	84	.396	22.5	Willie Harris

First Half Standings

EASTERN DIVISION	W	L	PCT.	GB
Reading Fightin Phils	39	28	.582	---
Trenton Thunder	**38**	**28**	**.576**	---
Hartford Yard Goats	37	30	.552	2.0
Binghamton Rumble Ponies	35	29	.547	2.5
New Hampshire Fisher Cats	31	36	.463	8.0
Portland Sea Dogs	27	40	.403	12.0
WESTERN DIVISION	**W**	**L**	**PCT.**	**GB**
Harrisburg Senators	42	28	.600	---
Altoona Curve	36	32	.529	5.0
Akron RubberDucks	34	35	.493	7.5
Erie SeaWolves	31	35	.470	9.0
Bowie Baysox	30	38	.441	11.0
Richmond Flying Squirrels	23	44	.343	17.5

Second Half Standings

EASTERN DIVISION	W	L	PCT.	GB
Reading Fightin Phils	41	31	.569	---
Trenton Thunder	**38**	**34**	**.528**	**3.0**
Hartford Yard Goats	36	36	.500	5.0
Portland Sea Dogs	35	37	.486	6.0
New Hampshire Fisher Cats	32	40	.444	9.0
Binghamton Rumble Ponies	32	44	.421	11.0
WESTERN DIVISION	**W**	**L**	**PCT.**	**GB**
Bowie Baysox	46	26	.639	---
Erie SeaWolves	46	26	.639	---
Harrisburg Senators	34	35	.493	10.5
Altoona Curve	33	39	.458	13.0
Richmond Flying Squirrels	32	40	.444	14.0
Akron RubberDucks	27	44	.380	18.5

Notes: Trenton won the first half on a tiebreaker. Bowie won the second half on a tiebreaker.

Playoffs: Trenton defeated Reading (3-0). Bowie defeated Harrisburg (3-1). Trenton defeated Bowie (3-1).

***League Champion Listed in Bold**

EASTERN LEAGUE SINGLE SEASON BATTING LEADERS - BATTING AVERAGE

1923 Earl Babbington, Elmira/York 383*
1924 Dewey Steffens, York 376
1925 Joe Munson, Harrisburg 400
1926 Red Shilling, York 366
1927 Mike Martineck, Harrisburg 366
1928 David Robertson, York 360
1929 Cy Anderson, Williamsport 382
1930 Horace McBride, Harrisburg 378
1931 Bill Steinecke, Binghamton 361
1932 Babe Fischer, Harrisburg 360
1933 George McQuinn, Binghamton 357
1934 John Rizzo, Elmira 379
1935 Mike Martineck, Scranton 369
1936 Paul Dunlap, Binghamton 381
1937 Como Cotelle, Albany 338
1938 Tommy Holmes, Binghamton 368
1939 George Staller, Elmira 336
1940 Kermit Lewis, Albany 325
1941 Frank Madura, Elmira 321
1942 Steve Souchock, Binghamton 315
1943 Gene Woodling, Wilkes-Barre 344
1944 Rip Collins, Albany 396
1945 John Mayhew, Albany 322
1946 Sam Mele, Scranton 342
1947 Joe Tipton, Wilkes-Barre 375
1948 Bruce Blanchard, Williamsport 327
1949 Bill Reed, Hartford 338
1950 George Crowe, Hartford 353
1951 Bob Verrier, Hartford 323
1952 Mike Lutz, Reading 321
1953 Dan Schell, Scranton 333
1954 Clyde Parris, Elmira 313
1955 John "Zeke" Bella, Binghamton 371
1956 Tony Bartirome, Williamsport 305
1957 Dick McCarthy, Albany 327
1958 John Easton, Williamsport 321
1959 Lou Jackson, Lancaster 339
1960 Pedro Gonzalez, Binghamton 327
1961 Charley Keller, Binghamton 349
1962 Jim Ray Hart, Springfield 337
1963 Bob Chance, Charleston 343
1964 Paul Blair, Elmira 311
1965 George Scott, Pittsfield 319
1966 Howie Bedell, York 322
1967 Bernie Smith, Williamsport 306
1968 Tony Torchia, Pittsfield 294*
1969 Bob Kelly, Reading 323
1970 Greg Luzinski, Reading 325
1971 Gene Locklear, Trois Rivieres 323
1972 Fernando Gonzalez, Sherbrooke 333
1973 Jim Rice, Bristol 317
1974 Ken Macha, Thetford Mines 345
1975 Dave Bergman, West Haven 311
1976 Danny Thomas, Berkshire 325
1977 Harry Spilman, Trois Rivieres 373
1978 Mike Henderson, Holyoke 325
1979 Dave Schmidt, Bristol 322
1980 Junior Ortiz, Buffalo 346
1981 Ed Jurak, Bristol 340*
1982 Phil Klimas, Glens Falls 311
1983 Dave Gallagher, Buffalo 338
1984 Thad Reece, Albany 331
1985 Andy Allanson, Waterbury 312
1986 Jim Olander, Reading 325
1987 Tommy Gregg, Harrisburg 371
1988 Jerome Walton, Pittsfield 331
1989 Jim Leyritz, Albany 315
1990 Luis Mercedes, Hagerstown 334
1991 Matt Stairs, Harrisburg 333
1992 Ken Ramos, Canton-Akron 339
1993 Manny Ramirez, Canton-Akron 340
1994 Kevin Northrup, Harrisburg 331
1995 Jay Payton, Binghamton 345
1996 Vladimir Guerrero, Harrisburg 360
1997 Kevin Millar, Portland 342
1998 Doug Mientkiewicz, New Britain 323
1999 Nick Johnson, Norwich 345
2000 Mike Kinkade, Binghamton/Bowie 358
2001 Dustan Mohr, New Britain 336
2002 Victor Martinez, Akron 336
2003 Alexis Rios, New Haven 352
2004 Jeff Keppinger, Altoona/Binghamton 341
2005 Randy Ruiz, Reading 349
2006 Michel Abreu, Binghamton 332
2007 Jordan Brown, Akron 333
2008 Lou Montanez, Bowie 335
2009 Brock Bond, Connecticut 333
2010 Tagg Bozied, Reading 315
2011 Starling Marte, Altoona 332
2012 Brock Holt, Altoona 322
2013 Cesar Puello, Binghamton 320*
2014 Matt Duffy, Richmond 332
2015 Trey Mancini, Bowie 330*
2016 Phillip Evans, Binghamton 335
2017 Garabez Rosa, Bowie 310
2018 Harold Ramirez, New Hampshire 320
2019 C.J. Chatham, Portland 297*

* - LED LEAGUE DESPITE INSUFFICIENT PLATE APPEARANCES

RECORD HOLDER IN BOLD

EASTERN LEAGUE SINGLE SEASON BATTING LEADERS - HITS

1923 Stanley Benton, Williamsport 171
1924 Dewey Steffens, York 191
1925 Joe Munson, Harrisburg 188
1926 Joseph Faber, York 172
1927 Mike Martineck, Harrisburg 186
1928 John Burke, Harrisburg 163
1929 Arthur McHenry, Scranton 184
1930 Don Brown, York 214
1931 Joseph Dwyer, Wilkes-Barre 181
Horace McBride, Harrisburg 181
1932 Larry Fischer, Harrisburg 191
1933 Ray Flood, Reading 189
1934 Horace McBride, Williamsport 197
1935 Henry Peploski, Scranton 195
1936 Henry Peploski, Williamsport 211
1937 Leslie Horn, Albany 171
1938 Thomas Holmes, Binghamton 200
1939 George Staller, Elmira 187
1940 Peter Suder, Binghamton 172
1941 Robert Lemon, Wilkes-Barre 169
Don Richmond, Williamsport 169
1942 Irvin Hall, Williamsport 158
1943 Donald Smith, Elmira 181
1944 Vincent Shupe, Hartford 187
1945 Donald Fitzpatrick, Elmira 165
1946 Robert Wilson, Wilkes-Barre 157
1947 Richie Ashburn, Utica 194
1948 Fred Lanifero, Albany 169
1949 David Bell, Albany 174
1950 George Crowe, Hartford 185
1951 Richard Young, Schenectady 166
1952 William Smith, Hartford 153
1953 Daniel Schell, Schenectady 185
1954 Robert Richardson, Binghamton 171
1955 John Reed, Binghamton 172
1956 Ramon Conde, Johnstown 155
Russell Snyder, Binghamton 155
1957 David Mann, Reading 156
1958 Charlie Dees, Springfield 158
1959 Tony Curry, Williamsport 178
1960 Pedro Gonzalez, Binghamton 179
1961 Danny Cater, Williamsport 193
1962 James Hart, Springfield 182
1963 Harold Lanier, Springfield 163
1964 Jim McClain, Springfield 155
1965 George Scott, Pittsfield 167
1966 Robert Taylor, Waterbury 150
1967 Howard Bedell, Reading 141
Robert Mitchell, Pittsfield 141
William Schlesinger, Pittsfield 141
1968 Luis Alvarado, Pittsfield 125
1969 Angel Mangual, York 159
1970 Kenneth Huebner, Elmira 156
1971 Richard Guarnera, Pittsfield 132
1972 Fernando Gonzalez, Sherbrooke 172
1973 Orlando Alvarez, Waterbury 139
1974 Warren Cromartie, Quebec City 162
1975 Elliott Wills, Pittsfield 140
1976 Richard Berg, Bristol 158
Stephen Henderson, Trois Rivieres 158
1977 Harry Spilman, Trois Rivieres 189
1978 Jeff Yurak, Holyoke 154
1979 Luis Salazar, Buffalo 181
1980 Adalberto Ortiz, Buffalo 178
1981 Gregory Walker, Glens Falls 163
1982 Phil Klimas, Glens Falls 164
1983 Thomas Romano, Albany 164
1984 Don Carter, Buffalo 149
1985 Keith Miller, Reading 147
1986 Rafael Palmeiro, Pittsfield 156
1987 Harold Morris, Albany 173
1988 Robert Richie, Glens Falls 155
1989 Wesley Chamberlain, Harrisburg 144
1990 Jeff Bagwell, New Britain 160
1991 Matt Stairs, Harrisburg 168
1992 Don Sparks, Albany 158
1993 Omar Ramirez, Canton-Akron 162
1994 Curtis Goodwin, Bowie 171
1995 Billy McMillon, Portland 162
1996 Alex Ramirez, Canton-Akron 169
1997 Kevin Millar, Portland 175
1998 Darren Stumberger, Akron 164
1999 Raul Gonzalez, Trenton 169
2000 Shea Hillenbrand, Trenton 171
2001 Dustan Mohr, New Britain 174
2002 John Gall, New Haven 166
2003 Alex Rios, New Haven 181
2004 Nate McLouth, Altoona 166
2005 Chris Roberson, Reading 172
2006 Denard Span, New Britain 153
2007 Jordan Brown, Akron 161
2008 Will Rhymes, Erie 158
2009 Neil Sellers, Reading 164
2010 Ryan Adams, Bowie 158
Darin Mastroianni, New Hampshire ...158
2011 Starling Marte, Altoona 178
2012 Ryan Goins, New Hampshire 158
2013 Danny Santana, New Britain 160
2014 Niuman Romero, Bowie 154
2015 Wynton Bernard, Erie 161
2016 Rafael Bautista, Harrisburg 153
2017 Garabez Rosa, Bowie 162
2018 Bo Bichette, New Hampshire 154
2019 Jose Azocar, Erie 144

RECORD HOLDER IN BOLD

EASTERN LEAGUE SINGLE SEASON BATTING LEADERS - DOUBLES

1923	Arnold Poole, Williamsport	41
1924	**Dewey Steffens, York**	**54**
1925	Adelphia Bissonette, York	46
1926	Joseph Faber, York	32
1927	John Roseberry, Shamokin	43
1928	John Roseberry, Syracuse	40
1929	John Bentley, York	46
1930	Stan Lewan, Hazelton	41
1931	William Steinecke, Binghamton	41
1932	Robert Smith, Hazelton	38
1933	George McQuinn, Binghamton	48
1934	Dominic Dallessandro, Reading	38
1935	Mike Martineck, Scranton	43
1936	Arthur McHenry, Williamsport	47
1937	William Sodd, Wilkes-Barre	37
1938	Thomas Holmes, Binghamton	41
1939	George Staller, Elmira	49
1940	Harry Leonard, Elmira	31
1941	Ed Kobesky, Elmira	35
1942	Steve Souchock, Binghamton	29
1943	William Nagel, Albany	39
1944	James Collins, Albany	40
1945	Aurelio Fernandez, Williamsport	42
1946	Victor Barnhart, Albany	30
1947	James Ackeret, Utica	40
1948	Leroy Jarvis, Albany	27
	James Piersall, Scranton	27
1949	William Reed, Hartford	35
1950	George Crowe, Hartford	43
1951	Richard Burgett, Williamsport	29
	Carl Bush, Schenectady	29
	Melvin Clark, Schenectady	29
	Donald Mallott, Wilkes-Barre	29
1952	William Boudreau, Elmira	32
1953	Daniel Schell, Schenectady	36
1954	Clyde Parris, Elmira	40
1955	Edward Bouchee, Schenectady	40
	Spencer Robbins, Schenectady	40
1956	Paul Jones, Reading	29
	Spencer Robbins, Schenectady	29
1957	Ramon Conde, Springfield	43
1958	John Easton, Williamsport	32
1959	Tony Curry, Williamsport	49
1960	Danny Cater, Williamsport	33
1961	Charley Keller, Binghamton	38
1962	Richard Allen, Williamsport	32
1963	Bob Chance, Charleston	38
1964	Anthony Horton, Reading	29
1965	George Scott, Pittsfield	30
1966	Richard Scheinblum, Pawtucket	34
1967	Damaso Blanco, Waterbury	22
	John Matias, Elmira	22
	Leroy Reams, Reading	22
1968	David Watkins, Reading	26
1969	Frederick Wolcott, Pittsfield	28
1970	Charles Howard, Waterbury	30
1971	William Wolff, Elmira	32
1972	Fernando Gonzalez, Sherbrooke	42
1973	David Coleman, Bristol	28
	Richard Down, Quebec City	28
1974	Cleo Smith, Waterbury	33
1975	Edgar Ward, Trois Rivieres	26
1976	Pedro Guerrero, Waterbury	30
1977	Harry Spilman, Trois Rivieres	39
1978	Jeff Yurak, Holyoke	28
1979	David Schmidt, Bristol	32
1980	Kevin Bass, Holyoke	31
1981	Gregory Walker, Glens Falls	33
1982	Reginald Whittemore, Bristol	34
1983	Randy Salava, Reading	30
	Phillip Stephenson, Albany	30
1984	Samuel Nattile, New Britain	34
1985	Sam Horn, New Britain	32
1986	Jim Olander, Reading	33
1987	Miguel Roman, Williamsport	35
1988	Mark Howie, Williamsport	29
1989	Travis Fryman, London	30
1990	Jeff Bagwell, New Britain	34
	Michael Twardoski, New Britain	34
1991	Ken Shamburg, Hagerstown	36
1992	Mark Smith, Hagerstown	32
1993	Kevin Jordan, Albany	33
1994	Mark Grudzielanek, Harrisburg	37
	Jose Malave, New Britain	37
1995	Jason Hardtke, Binghamton	42
1996	Todd Carey, Trenton	34
1997	Kevin Millar, Portland	34
	Chan Perry, Akron	34
1998	Doug Mientkiewicz, New Britain	45
1999	Steven Hacker, New Britain	36
2000	Scott Seabol, Norwich	45
2001	Marcus Thames, Norwich	43
2002	John Gall, New Haven	45
2003	Rodney Nye, Binghamton	41
	Kevin West, New Britain	41
2004	Nate McLouth, Altoona	40
2005	Mike Jacobs, Binghamton	37
2006	Brandon Moss, Portland	36
2007	Greg Jacobs, Reading	39
	Oscar Salazar, Bowie	39
2008	Erik Lis, New Britain	36
2009	Jon Still, Portland	40
2010	Ryan Adams, Bowie	43
	Steve Singleton, New Britain	43
2011	Corban Joseph, Trenton	38
	Starling Marte, Altoona	38
2012	Chris Colabello, New Britain	37
2013	Javier Herrera, Richmond	37
2014	Reynaldo Rodriguez, New Britain	36
2015	Quincy Latimore, Bowie	32
	Brock Stassi, Reading	32
2016	Dylan Cozens, Reading	38
2017	Richard Urena, New Hampshire	36
2018	Bo Bichette, New Hampshire	43
2019	Darick Hall, Reading	38

RECORD HOLDER IN BOLD

EASTERN LEAGUE SINGLE SEASON BATTING LEADERS - TRIPLES

1923	Harold Yordy, Scranton	17
1924	George Speirs, Scranton	15
1925	William Lowrance, York	17
	Albert Moore, Elmira	17
	Joe Munson, Harrisburg	17
1926	Adam Comoroskey, Williamsport	26
1927	Robert Blessing, Shamokin/Wmpt.	17
1928	Baxter Jordan, Williamsport	20
	Eugene Morrison, Elmira	20
1929	Ray Flood, Harrisburg	18
	Glenn Killinger, Williamsport	18
	Thomas McBride, Harrisburg	18
1930	Horace McBride, Harrisburg	21
1931	George McQuinn, Scranton	20
1932	Irving Plummer, Wilkes-Barre	18
1933	Ray Flood, Reading	20
	Solomon Mishkin, Binghamton	20
1934	Solomon Mishkin, Binghamton	23
1935	Peter Susko, Hazelton	20
1936	John Hudson, Allentown	22
1937	J.J. Woodard, Elmira/Trenton	15
1938	John Barrett, Hazelton	20
1939	Frederick Collins, Binghamton	16
	Jack Graham, Binghamton	16
1940	Harold Reiser, Elmira	12
1941	Robert Frierson, Wilkes-Barre	16
1942	Steve Souchock, Binghamton	16
1943	Frank Genovese, Scranton	19
1944	**Al Gionfriddo, Albany**	**28**
1945	Anthony Guzak, W-B/Albany	15
1946	Sabath Mele, Scranton	18
1947	John Groth, Williamsport	14
1948	Leonard Kensecke, Albany	16
1949	Alphonse Smith, Wilkes-Barre	17
1950	David Pope, Wilkes-Barre	18
1951	David Pope, Wilkes-Barre	13
1952	Milton Joffe, Elmira	10
1953	Rodney Graber, Reading	13
1954	Fred Flemming, Wilkes-Barre	13
1955	Robert Elkins, Elmira	16
1956	Richard Sanders, Binghamton	14
1957	David Mann, Reading	19
1958	John Easton, Williamsport	10
	Freddie Frickie, Lancaster	10
	Jay Hankins, Albany	10
	David Mann, Reading	10
	Fleming Reedy, Albany	10
1959	David Mann, Reading	17
1960	Charles Teuscher, Springfield	11
1961	Charley Keller, Binghamton	17
1962	Dalton Jones, York	13
1963	Robert Stotsky, Reading	11
1964	James Gosger, Reading	13
1965	Reggie Smith, Pittsfield	14
1966	James Walrath, York	11
1967	Howard Bedell, Reading	9
	Robert Cantrell, Binghamton	9
1968	Harold Hodge, Waterbury	8
1969	Julio Morales, Elmira	12
1970	Michael Rogodzinski, Reading	11
1971	Jose Mangual, Quebec City	8
1972	Thomas Silicato, Reading	6
1973	Russell Klobas, Reading	11
1974	John Hale, Waterbury	9
1975	Jose Baez, Waterbury	9
1976	Stephen Henderson, Trois Rivieres	11
1977	Casey Parsons, Waterbury	12
1978	Nathan Chapman, West Haven	11
	Marshall Edwards, Holyoke	11
1979	Cleotha Walker, Bristol	12
1980	David Green, Holyoke	19
1981	Alejandro Sanchez, Reading	17
1982	Darrell Miller, Holyoke	10
1983	Leonardo Garcia, Waterbury	11
1984	Chris James, Reading	12
1985	Mike Brumley, Pittsfield	14
1986	Paul Noce, Pittsfield	14
1987	Rolando Roomes, Pittsfield	12
1988	Oscar Azocar, Albany	9
1989	Richard Parker, Reading	9
1990	Julio Peguero, Reading	9
1991	Jeromy Burnitz, Williamsport	10
	Archi Cianfrocco, Harrisburg	10
	Matt Stairs, Harrisburg	10
1992	Tim Howard, Binghamton	9
	Hector Vargas, Albany	9
1993	Brad Tyler, Bowie	17
1994	Ricky Otero, Binghamton	9
1995	Jason Robertson, Norwich	10
1996	Alex Ramirez, Canton-Akron	12
1997	David Miller, Akron	9
1998	Terrence Long, Binghamton	10
1999	Julian Redman, Altoona	12
2000	Dan McKinley, Harrisburg	14
2001	Abraham Nunez, Portland	9
2002	Tonayne Brown, Trenton	9
2003	Alex Rios, New Haven	11
	Grady Sizemore, Akron	11
2004	Doug Clark, Norwich	13
2005	Wayne Lydon, Binghamton	13
2006	Vic Buttler, Altoona	14
2007	Andres Torres, Erie	11
2008	Ben Copeland, Connecticut	13
2009	Brad Boyer, Connecticut	10
2010	Chase d'Arnaud, Altoona	9
	Darren Ford, Richmond	9
2011	Juan Perez, Richmond	10
	Chris Rahl, Harrisburg	10
2012	Cesar Hernandez, Reading	11
	Aaron Hicks, New Britain	11
2013	Brian Goodwin, Harrisburg	11
2014	Alen Hanson, Altoona	12
2015	Wynton Bernard, Erie	8
2016	Dustin Fowler, Trenton	15
2017	Josh Fuentes, Hartford	7
	Caleb Gindl, Richmond	7
	Carlos Tocci, Reading	7
2018	Jon Berti, New Hampshire	7
	Bo Bichette, New Hampshire	7
	Ke'Bryan Hayes, Altoona	7
	Daniel Johnson, Harrisburg	7
	John Mora, Binghamton	7
	Cole Tucker, Altoona	7
2019	Mickey Moniak, Reading	13

RECORD HOLDER IN BOLD

EASTERN LEAGUE SINGLE SEASON BATTING LEADERS - HOME RUNS

1923 Bill Batch, York 19
1924 Roy Leavitt, Williamsport 18
1925 Joe Munson, Harrisburg 33
1926 John Roseberry, Shamokin 10
1927 Glenn Killinger, Harrisburg 11
1928 Ray Flood, Harrisburg 11
Bernard Hungling, Syracuse 11
1929 Ray Flood, Harrisburg 18
Arthur McHenry, Scranton 18
1930 Ken Strong, Hazelton 41
1931 John Wright, Wilkes-Barre/Hazelton ...19
1932 Irving Plummer, Wilkes-Barre 19
1933 Bob Gibson, Binghamton 14
1934 Horace McBride, Williamsport 26
1935 Roberto Estalella, Hazelton 18
1936 Morris Arnovich, Hazelton 19
Horace McBride, Williamsport 19
1937 Bill Sodd, Wilkes-Barre 21
1938 Bill Nicholson, Williamsport 22
1939 Jack Graham, Binghamton 29
1940 Jack Graham, Binghamton 20
1941 Larry Barton, Wilkes-Barre 17
1942 Ralph Kiner, Albany 14
1943 Bill Nagel, Albany 10
1944 Stan Wentzel, Hartford 9
1945 John Mihalik, Wilkes-Barre 7
1946 Don Manno, Hartford 12
Nick Picciuto, Utica 12
1947 Harry Heslet, Binghamton 24
1948 Homer Moore, Hartford 20
1949 Harry Simpson, Wilkes-Barre 31
1950 Dale Long, Binghamton 27
1951 Eulas Hutson, Wilkes-Barre 24
Clint Weaver, Binghamton 24
1952 Rufus Crawford, Scranton 27
1953 Rocky Colavito, Reading 28
1954 George Wopinek, Williamsport 16
1955 John Blanchard, Binghamton 34
1956 Andy Rellick, Reading/Syracuse 22
1957 Deron Johnson, Binghamton 26
1958 Don Gile, Albany 23
1959 Jacke Davis, Williamsport 33
1960 Don Lock, Binghamton 35
1961 George Banks, Binghamton 30
1962 Ken Harrelson, Binghamton 38
1963 Bob Chance, Charleston 26
1964 Bobby Sanders, Williamsport 15
1965 George Scott, Pittsfield 25
1966 Hank McGraw, Williamsport/Elmira ...12
1967 Bill Schlesinger, Pittsfield 21
1968 Carmen Fanzone, Pittsfield 17
1969 Angel Mangual, York 26
1970 Richie Zisk, Waterbury 34
1971 Al Thompson, Pittsfield 27
1972 Al Thompson, Pittsfield 31
1973 Tom Robson, Pittsfield 38
1974 Jack Baker, Bristol 27
1975 Dick Davis, Thetford Mines 16
1976 Danny Thomas, Berkshire 29
1977 Gary Holle, Holyoke 30
1978 Jeff Yurak, Holyoke 21
1979 Rick Lancellotti, Buffalo 41
1980 Nick Esasky, Waterbury 30
1981 Ron Kittle, Glens Falls 40
1982 Jim Bennett, West Haven 29
1983 Willie Darkis, Reading 31
1984 Pat Adams, Glens Falls 24
1985 Cory Snyder, Waterbury 28
1986 Bernardo Brito, Waterbury 18
1987 Bernardo Brito, Williamsport 24
1988 Chris Hoiles, Glens Falls 17
Jim Wilson, Vermont 17
1989 Rob Sepanek, Albany 22
1990 Rico Brogna, London 21
1991 Jeromy Burnitz, Williamsport 31
1992 Greg Sparks, London 25
1993 Cliff Floyd, Harrisburg 26
Glenn Murray, Harrisburg 26
1994 Charles Johnson, Portland 28
1995 Fred McNair, Reading 23
1996 Shane Spencer, Norwich 29
1997 Matthew Raleigh, Binghamton 37
1998 Calvin Pickering, Bowie 31
1999 Chris Norton, Portland 38
2000 Adam Hyzdu, Altoona 31
2001 Michael Rivera, Erie 33
2002 Val Pascucci, Harrisburg 27
2003 Jeff Inglin, Reading 24
2004 Mitch Jones, Trenton 39
2005 Shelley Duncan, Trenton 34
2006 Chip Cannon, New Hampshire 27
2007 Jeff Larish, Erie 28
2008 Lou Montanez, Bowie 26
2009 Brennan Boesch, Erie 28
2010 Joel Guzman, Bowie 33
2011 Tyler Moore, Harrisburg 31
2012 Darin Ruf, Reading 38
2013 Jim Murphy, Reading 23
Ryan Schimpf, New Hampshire 23
Brandon Waring, Bowie 23
2014 Steven Moya, Erie 35
2015 Quincy Latimore, Bowie 20
Ryan Schimpf, New Hampshire 20
2016 Dylan Cozens, Reading 40
2017 Christin Stewart, Erie 28
2018 Cavan Biggio, New Hampshire 26
2019 Chris Gittens, Trenton 23

RECORD HOLDER IN BOLD

EASTERN LEAGUE SINGLE SEASON BATTING LEADERS - TOTAL BASES

1923	Harold Yordy, Scranton	.263
1924	Dewey Steffens, York	.287
1925	**Joe Munson, Harrisburg**	**.355**
1926	Adam Comoroskey, Williamsport	.246
1927	Mike Martineck, Harrisburg	.262
1928	John Roseberry, Syracuse	.240
1929	Arthur McHenry, Scranton	.284
1930	Ken Strong, Hazelton	.354
1931	Horace McBride, Harrisburg	.274
1932	Irving Plummer, Wilkes-Barre	.290
1933	Ray Flood, Reading	.280
1934	Horace McBride, Williamsport	.336
1935	Joseph Glynn, Binghamton	.264
1936	Morris Arnovich, Hazelton	.292
1937	William Sodd, Wilkes-Barre	.273
1938	William Nicholson, Williamsport	.280
1939	Jack Graham, Binghamton	.279
1940	Peter Suder, Binghamton	.257
1941	Larry Barton, Wilkes-Barre	.241
1942	Steve Souchock, Binghamton	.248
1943	William Nagel, Albany	.234
1944	Al Gionfriddo, Albany	.251
1945	Hidalgo Manuel, Williamsport	.229
1946	Sabath Mele, Scranton	.226
1947	John Blatnik, Wilkes-Barre	.256
1948	Leonard Kensecke, Albany	.236
1949	Harry Simpson, Wilkes-Barre	.311
1950	George Crowe, Hartford	.314
1951	Eulas Hutson, Wilkes-Barre	.256
	David Pope, Schenectady	.256
1952	Rufus Crawford, Scranton	.252
1953	Daniel Schell, Schenectady	.285
1954	Clyde Parris, Elmira	.253
1955	Spencer Robbins, Schenectady	.283
1956	Richard Sanders, Binghamton	.266
1957	Deron Johnson, Binghamton	.279
1958	John Easton, Williamsport	.243
1959	Tony Curry, Williamsport	.314
1960	Harold Jones, Reading	.286
1961	Charley Keller, Binghamton	.291
1962	Kenneth Harrelson, Binghamton	.296
1963	Robert Chance, Charleston	.285
1964	Jim McClain, Springfield	.222
1965	George Scott, Pittsfield	.290
1966	Robert Taylor, Waterbury	.199
1967	William Schlesinger, Pittsfield	.236
1968	Carmen Fanzone, Pittsfield	.198
1969	Angel Mangual, York	.271
1970	Greg Luzinski, Reading	.287
1971	Albert Thompson, Pittsfield	.224
1972	Albert Thompson, Pittsfield	.258
1973	Thomas Robson, Pittsfield	.270
1974	Warren Cromartie, Quebec City	.235
1975	Clell Hobson, Bristol	.201
1976	Stephen Henderson, Trois Rivieres	.255
1977	Harry Spilman, Trois Rivieres	.277
1978	Jeff Yurak, Holyoke	.255
1979	Richard Lancellotti, Buffalo	.296
1980	Hediberto Vargas, Buffalo	.242
1981	Ron Kittle, Glens Falls	.270
1982	Philip Klimas, Glens Falls	.280
1983	Thomas Romano, Albany	.278
1984	Patrick Adams, Glens Falls	.234
1985	Cory Snyder, Waterbury	.255
1986	Rafael Palmeiro, Pittsfield	.225
1987	Dwight Smith, Pittsfield	.270
1988	Robert Richie, Glens Falls	.235
1989	Wesley Chamberlain, Harrisburg	.239
1990	Jeff Bagwell, New Britain	.220
1991	Matt Stairs, Harrisburg	.257
1992	Russ Davis, Albany	.237
1993	Kevin Jordan, Albany	.234
1994	Jose Malave, New Britain	.262
1995	David Doster, Reading	.254
1996	Todd Dunwoody, Portland	.267
1997	Kevin Millar, Portland	.309
1998	Calvin Pickering, Bowie	.276
1999	Andy Tracy, Harrisburg	.276
2000	Adam Hyzdu, Altoona	.285
2001	Marcus Thames, Norwich	.311
2002	John Gall, New Haven	.277
2003	Alex Rios, New Haven	.268
2004	Mitch Jones, Trenton	.272
2005	Shelley Duncan, Trenton	.263
2006	Randy Ruiz, Trenton	.249
2007	John Bowker, Connecticut	.273
2008	Lou Montanez, Bowie	.271
2009	Brennan Boesch, Erie	.269
2010	Joel Guzman, Bowie	.264
2011	Tyler Moore, Harrisburg	.276
2012	Darin Ruf, Reading	.303
2013	Caleb Joseph, Bowie	.256
2014	Steven Moya, Erie	.286
2015	Quincy Latimore, Bowie	.225
2016	Dylan Cozens, Reading	.308
2017	Christin Stewart, Erie	.243
2018	Bo Bichette, New Hampshire	.244
2019	Darick Hall, Reading	.207

RECORD HOLDER IN BOLD

EASTERN LEAGUE SINGLE SEASON BATTING LEADERS - SLUGGING PERCENTAGE

1923 Harold Yordy, Scranton ..574
1924 Dewey Steffens, York ..565
1925 Joe Munson, Harrisburg ..755
1926 Adam Comoroskey, Williamsport ..471
1927 Mike Martineck, Harrisburg ..516
1928 Davis Robertson, York ..510
1929 Arthur McHenry, Scranton ..538
1930 Ken Strong, Hazelton ..787
1931 Horace McBride, Harrisburg ..526
1932 Irving Plummer, Wilkes-Barre ..554
1933 George McQuinn, Binghamton ..540
1934 Horace McBride, Williamsport ..627
1935 John Grossman, Elmira ..502
1936 Morris Arnovich, Hazelton ..561
1937 William Sodd, Wilkes-Barre ..545
1938 William Nicholson, Williamsport ..548
1939 Jack Graham, Binghamton ..641
1940 Kermit Lewis, Albany ..513
1941 Larry Barton, Wilkes-Barre ..484
1942 Steve Souchock, Binghamton ..512
1943 Eugene Woodling, Wilkes-Barre ..479
1944 James Collins, Albany ..598
1945 Aurelio Fernandez, Williamsport ..460
1946 Sabath Mele, Scranton ..502
1947 John Blatnik, Wilkes-Barre ..503
1948 Homer Moore, Hartford ..485
1949 Harry Simpson, Wilkes-Barre ..596
1950 George Crowe, Hartford ..599
1951 Eulas Hutson, Wilkes-Barre ..516
1952 Michael Lutz, Reading ..585
1953 Daniel Schell, Schenectady ..513
1954 Clyde Parris, Elmira ..502
1955 Edward Bouchee, Schenectady ..562
1956 Richard Sanders, Binghamton ..537
1957 Deron Johnson, Binghamton ..557
1958 Donald Gile, Allentown ..526
1959 Frederick Hopke, Williamsport ..561
1960 Harold Jones, Reading ..595
1961 Charley Keller, Binghamton ..627
1962 Kenneth Harrelson, Binghamton ..552
1963 Robert Chance, Charleston ..614
1964 Paul Blair, Elmira ..443
1965 George Scott, Pittsfield ..554
1966 Curtell Motton, Elmira ..454
1967 William Schlesinger, Pittsfield ..471
1968 Carmen Fanzone, Pittsfield ..442
1969 Angel Mangual, York ..545
1970 Albert Thompson, Pittsfield ..664
1971 Andre Thornton, Reading ..534
1972 Charles Spikes, West Haven ..578
1973 Thomas Robson, Pittsfield ..646
1974 Ken Macha, Thetford Mines ..575
1975 David Bergman, West Haven ..461
1976 Danny Thomas, Pittsfield ..614
1977 Harry Spilman, Trois Rivieres ..562
1978 Jeff Yurak, Holyoke ..531
1979 Richard Lancellotti, Buffalo ..585
1980 Nick Esasky, Waterbury ..544
1981 Ron Kittle, Glens Falls ..694
1982 James Bennett, West Haven ..531
Philip Klimas, Glens Falls ..531
David Yobs, Glens Falls ..531
1983 William Darkis, Reading ..591
1984 Kalvoski Daniels, Vermont ..525
1985 Russ Morman, Glens Falls ..512
1986 Paul Noce, Pittsfield ..490
1987 Mark Grace, Pittsfield ..545
1988 Chris Hoiles, Glens Falls ..500
1989 Troy Neel, Canton-Akron ..510
1990 Jeffrey Grotewold, Reading ..464
1991 Matt Stairs, Harrisburg ..509
1992 Russ Davis, Albany ..483
1993 Cliff Floyd, Harrisburg ..600
1994 Jose Malave, New Britain ..563
1995 Clyde Pough, Trenton ..543
1996 Adam Hyzdu, Trenton ..618
1997 Tate Seefried, Binghamton ..621
1998 Calvin Pickering, Bowie ..566
1999 Chris Norton, Portland ..633
2000 Mike Kinkade, Binghamton/Bowie ..561
2001 Marcus Thames, Norwich ..598
2002 Victor Martinez, Akron ..576
2003 Mike Jacobs, Binghamton ..548
2004 Ryan Howard, Reading ..647
2005 Randy Ruiz, Reading ..669
2006 Adam Lind, New Hampshire ..543*
2007 Luis Antonio Jimenez, Bowie ..591*
2008 Lou Montanez, Bowie ..601
2009 Brian Dopirak, New Hampshire ..576*
2010 Tagg Bozied, Reading ..631
2011 Chih-Shien Chiang, Portland ..601*
2012 Darin Ruf, Reading ..620
2013 Cesar Puello, Binghamton ..537*
2014 Steven Moya, Erie ..555
2015 Trey Mancini, Bowie ..538*
2016 Dylan Cozens, Reading ..591
2017 Jeremy Barfield, Portland ..584
2018 Cavan Biggio, New Hampshire ..499
2019 Chris Gittens, Trenton ..500

* - LED LEAGUE DESPITE INSUFFICIENT PLATE APPEARANCES

RECORD HOLDER IN BOLD

EASTERN LEAGUE SINGLE SEASON BATTING LEADERS - RBI

1923	No Record Kept	
1924	No Record Kept	
1925	Joe Munson, Harrisburg	129
1926	Francis Farrell, Scranton	93
1927	Jim Conley, Elmira	105
1928	Glenn Killinger, Harrisburg	82
1929	Arthur McHenry, Scranton	115
1930	Ken Strong, Hazelton	130
1931	George McQuinn, Scranton	101
1932	Argus Prather, Hazelton	104
1933	Horace McBride, Williamsport	103
1934	Horace McBride, Williamsport	129
1935	Pete Susko, Hazelton	110
1936	Bill Steinecke, Williamsport	110
1937	Bill Sodd, Wilkes-Barre	108
1938	Larry Bettencourt, Trenton/Williamsport	118
1939	Al Brancato, Williamsport	98
1940	Bill Sodd, Albany	88
1941	Ron Northey, Williamsport	89
1942	Steve Souchock, Binghamton	91
1943	Tom Neill, Hartford	91
1944	Vic Barnhart, Albany	115
1945	Aurelio Fernandez, Williamsport	82
1946	Don Manno, Hartford	97
1947	Frank Heller, Williamsport	98
1948	Jim Piersall, Scranton	92
1949	Harry Simpson, Wilkes-Barre	120
1950	Dale Long, Binghamton	130
1951	Eulas Hutson, Wilkes-Barre	117
1952	Rufus Crawford, Scranton	93
	Mike Lutz, Reading	93
1953	Rocky Colavito, Reading	121
1954	Clyde Parris, Elmira	90
1955	Neal Hertweck, Allentown	112
1956	Dick Sanders, Binghamton	95
1957	Frank Leja, Binghamton	117
1958	Dale Bennetch, Williamsport	102
1959	Fred Hopke, Williamsport	130
1960	Don Lock, Binghamton	117
1961	George Banks, Binghamton	108
1962	**Ken Harrelson, Binghamton**	**138**
1963	Bob Chance, Charleston	114
1964	Jose Calero, Springfield	86
1965	George Scott, Pittsfield	94
1966	Tony Torchia, Pittsfield	83
1967	Bill Schlesinger, Pittsfield	81
1968	Carmen Fanzone, Pittsfield	75
1969	Angel Mangual, York	102
1970	Greg Luzinski, Reading	120
1971	Al Thompson, Pittsfield	92
1972	Al Thompson, Pittsfield	110
1973	Tom Robson, Pittsfield	126
1974	Jack Baker, Bristol	105
1975	Gary Roenicke, Quebec City	74
1976	Danny Thomas, Pittsfield	83
1977	Ike Blessitt, Holyoke	104
1978	Rick Stenholm, West Haven	102
1979	Rick Lancellotti, Buffalo	107
	Joe Lefebvre, West Haven	107
1980	Ozzie Virgil, Reading	104
1981	Ron Kittle, Glens Falls	103
1982	Jim Bennett, West Haven	115
1983	Jim Wilson, Buffalo	105
1984	Pat Adams, Glens Falls	102
1985	Cory Snyder, Waterbury	94
1986	Rafael Palmeiro, Pittsfield	95
1987	Mark Grace, Pittsfield	101
1988	Rob Richie, Glens Falls	82
1989	Wes Chamberlain, Harrisburg	87
1990	Rico Brogna, London	77
	Greg Sparks, Albany	77
1991	Vince Phillips, Albany	85
	Jeromy Burnitz, Williamsport	85
1992	Ivan Cruz, London	104
1993	Cliff Floyd, Harrisburg	101
1994	Jose Malave, New Britain	92
1995	Angel Echevarria, New Haven	100
1996	Chris Saunders, Binghamton	105
1997	Kevin Millar, Portland	131
1998	Calvin Pickering, Bowie	114
1999	Andy Tracy, Harrisburg	128
2000	Adam Hyzdu, Altoona	106
2001	Eric Munson, Erie	102
2002	Dee Haynes, New Haven	98
2003	Jeff Inglin, Reading	103
2004	Ryan Howard, Reading	102
2005	Mike Jacobs, Binghamton	93
2006	Randy Ruiz, Trenton	87
2007	Jeff Larish, Erie	101
2008	Wes Hodges, Akron	97
	Lou Montanez, Bowie	97
2009	Brett Pill, Connecticut	109
2010	Eric Thames, New Hampshire	104
2011	Tyler Moore, Harrisburg	90
2012	Darin Ruf, Reading	104
2013	Jesus Aguilar, Akron	105
2014	Steven Moya, Erie	105
2015	Brock Stassi, Reading	90
2016	Dylan Cozens, Reading	125
2017	Garabez Rosa, Bowie	91
2018	Will Craig, Altoona	102
2019	Chris Gittens, Trenton	77

RECORD HOLDER IN BOLD

EASTERN LEAGUE SINGLE SEASON BATTING LEADERS - RUNS SCORED

1923	Stan Benton, Williamsport	133
1924	Bill Hunnerfield, Williamsport	123
1925	Joe Munson, Harrisburg	132
1926	Don Donaldson, Scranton	106
1927	Edward Burke, Harrisburg	107
	Glenn Killinger, Harrisburg	107
1928	Hubert Mason, Scranton	95
1929	Larry Fischer, York	115
1930	Frank Kern, York	121
1931	William Outen, Scranton	108
1932	**Larry Fischer, Harrisburg**	**134**
1933	Ray Flood, Reading	110
1934	Larry Fischer, Scranton	114
	Horace McBride, Williamsport	114
1935	Hubert Fitzgerald, Wilkes-Barre	120
1936	Hubert Fitzgerald, Wilkes-Barre	120
1937	George Fallon, Elmira	114
1938	John Barrett, Hazelton	111
1939	John Burman, Albany	102
1940	Kermit Lewis, Albany	86
1941	Bob Lemon, Wilkes-Barre	109
1942	Steve Souchock, Binghamton	94
1943	Clarence Etchison, Hartford	109
1944	Al Gionfriddo, Albany	130
1945	John Ward, Wilkes-Barre	101
1946	Robert Wilson, Wilkes-Barre	103
1947	Richie Ashburn, Utica	128
1948	Alex Garbowski, Utica	100
1949	Harry Simpson, Wilkes-Barre	125
1950	George Crowe, Hartford	122
1951	Dave Pope, Wilkes-Barre	113
1952	Arnold Spence, Albany	89
1953	James Cleverly, Reading	112
1954	Roy LaFevre, Williamsport	92
1955	John Huesman, Allentown	116
1956	Dick Sanders, Binghamton	101
1957	Deron Johnson, Binghamton	103
1958	Dave Mann, Reading	110
1959	Tony Curry, Williamsport	108
1960	Harold Jones, Reading	107
1961	Alan Moran, Johnstown	118
1962	Bobby Sanders, Williamsport	98
1963	Tony Curry, Charleston	81
1964	Jim McClain, Springfield	96
1965	Chris Coletta, Pittsfield	92
1966	Bernie Smith, Williamsport	87
1967	Bobby Mitchell, Pittsfield	74
1968	Carmen Fanzone, Pittsfield	71
1969	Ron Allen, Reading	91
1970	Greg Luzinski, Reading	94
1971	Joe Mangual, Quebec City	80
1972	Ken Griffey, Trois Rivieres	96
1973	Tom Robson, Pittsfield	83
1974	Willie Randolph, Thetford Mines	103
1975	Wendell Alston, West Haven	77
1976	Larry Murray, West Haven	92
1977	Harry Spilman, Trois Rivieres	94
1978	Joe Lefebvre, West Haven	102
1979	Luis Salazar, Buffalo	108
1980	Bob Dernier, Reading	111
1981	Greg Walker, Glens Falls	117
1982	Tim Hulett, Glens Falls	113
1983	Jeff Stone, Reading	109
1984	Mike Madril, Waterbury	95
1985	Ken Williams, Glens Falls	87
1986	Paul Noce, Pittsfield	87
1987	Dwight Smith, Pittsfield	111
1988	Cedric Landrum, Pittsfield	82
1989	Andrew Stankiewicz, Albany	74
1990	Bernie Williams, Albany	91
1991	Dave Silvestri, Albany	97
1992	Ken Ramos, Canton-Akron	93
1993	Omar Ramirez, Canton-Akron	116
1994	Curtis Goodwin, Bowie	105
1995	Ralph Milliard, Portland	104
1996	Jonathan Saffer, Harrisburg	96
1997	Mark Kotsay, Portland	103
1998	Doug Mientkiewicz, New Britain	96
1999	Nick Johnson, Norwich	114
2000	Adam Hyzdu, Altoona	96
	Cesar Crespo, Portland	96
2001	Marcus Thames, Norwich	114
2002	Victor Martinez, Akron	84
2003	Brian Myrow, Trenton	103
2004	Nate McLouth, Altoona	93
2005	Chris Roberson, Reading	90
2006	Brad Snyder, Akron	86
2007	Clete Thomas, Erie	97
2008	Lou Montanez, Bowie	90
2009	Jose Constanza, Akron	98
2010	Nate Spears, Portland	104
2011	Jamie Johnson, Erie	93
2012	Aaron Hicks, New Britain	100
2013	Daniel Muno, Binghamton	86
2014	Niuman Romero, Bowie	86
2015	Max Moroff, Altoona	79
2016	Dylan Cozens, Reading	106
2017	D.J. Stewart, Bowie	80
2018	Bo Bichette, New Hampshire	95
2019	Derek Hill, Erie	78
	Ryan McKenna, Bowie	78

RECORD HOLDER IN BOLD

EASTERN LEAGUE SINGLE SEASON BATTING LEADERS - STOLEN BASES

1923 Walter French, Williamsport 46
1924 Lee Comstock, Scranton 44
1925 Harry Topel, Elmira 37
1926 Harry Topel, Binghamton 48
1927 Ollie Sax, Scranton 61
1928 Richard Attreau, Harrisburg 33
1929 Glenn Killinger, Williamsport 37
1930 Fritz Werber, Elmira 29
1931 Mike Martineck, Williamsport 35
1932 Henry Haines, Williamsport/Scranton ..47
1933 Joe Cicero, Williamsport 42
1934 Joe Cicero, Wmpt./Scran./Reading 37
1935 Joe Cicero, Harr./W-B/Elmira 38
1936 Joe Cicero, Elmira/Hazelton 33
1937 Joe Cicero, Hazelton/Scranton 40
1938 George Cisar, Elmira 35
1939 Carvell Rowell, Hartford 31
1940 Harold Reiser, Elmira 28
1941 Edgar Leip, Albany 20
1942 Frank McElyea, Hartford 33
1943 James Cookson, Albany 52
1944 Vance Dinges, Scranton 54
1945 Robert Wilson, Wilkes-Barre 30
1946 Robert Wilson, Wilkes-Barre 46
1947 Richie Ashburn, Utica 24
1948 Emidio Riga, Elmira 24
1949 Robert Verrier, Hartford 22
1950 Jack Daniels, Hartford 31
1951 Gale Wade, Elmira 25
Donald Zimmer, Elmira 25
1952 Galeard Wade, Elmira 55
1953 James Cleverly, Reading 39
1954 Jack Huesman, Allentown 35
1955 John Hussman, Allentown 39
1956 David Mann, Reading 34
1957 David Mann, Reading 53
1958 David Mann, Reading 66
1959 David Mann, Reading 65
1960 Theodore Savage, Williamsport 40
1961 Horace Clarke, Binghamton 40
1962 Osvaldo Chavarria, Binghamton 27
1963 Robert Stotsky, Reading 26
1964 Paul Blair, Elmira 34
1965 Mark Belanger, Elmira 29
1966 David Nelson, Pawtucket 57
1967 Johnny Parker, Pawtucket 38
1968 Johnny Parker, York 27
1969 Eugene Clines, York 63
1970 Eugene Clines, Waterbury 32
1971 Raymond Starnes, Reading 33
1972 Larry Lintz, Quebec City 96
1973 Alfred Crawford, West Haven 36
1974 Omar Moreno, Thetford Mines 67
1975 Glenn Burke, Waterbury 48
1976 Larry Murry, West Haven 59
1977 Gregory Johnston, Waterbury 36
1978 Rickey Henderson, Jersey City 81
1979 John Loviglio, Reading 55
1980 Robert Dernier, Reading 71
1981 Thomas Lawless, Waterbury 60
1982 Michael Woodard, West Haven 54
1983 Dwight Taylor, Buffalo 95
1984 Don Carter, Buffalo 72
1985 Ruben Guzman, Vermont 40
Leon Roberts, Nashua 40
Gary Varsho, Pittsfield 40
1986 Gary Varsho, Pittsfield 45
1987 Dwight Smith, Pittsfield 60
1988 Cedric Landrum, Pittsfield 69
1989 Andrew Stankiewicz, Albany 41
1990 Bernie Williams, Albany 39
1991 Rodney Lofton, Hagerstown 56
1992 Lou Frazier, London 58
1993 Shannon Penn, London 53
1994 Curtis Goodwin, Bowie 59
1995 Terry Jones, New Haven 51
1996 Luis Castillo, Portland 51
1997 Aaron Fuller, Trenton 40
1998 Wonderful Monds, New Haven 41
1999 Julio Ramirez, Portland 64
2000 Henry Mateo, Harrisburg 48
2001 Esix Snead, New Haven 64
2002 Esix Snead, Binghamton 66
2003 Anderson Machado, Reading 49
2004 Wayne Lydon, Binghamton 65
2005 Rajai Davis, Altoona 45
Rich Thompson, Altoona 45
2006 Justin Christian, Trenton 68
2007 Eugenio Velez, Connecticut 49
2008 Antoan Richardson, Connecticut 33
2009 Jose Constanza, Akron 49
2010 Darin Mastroianni, New Hampshire 46
2011 Anthony Gose, New Hampshire 70
2012 Jeff Kobernus, Harrisburg 42
2013 Jose Ramirez, Akron 38
2014 Kelby Tomlinson, Richmond 49
2015 Wynton Bernard, Erie 43
2016 Rafael Bautista, Harrisburg 56
2017 Champ Stuart, Binghamton 35
2018 Cole Tucker, Altoona 35
2019 Johneshwy Fargas, Richmond 50

RECORD HOLDER IN BOLD

EASTERN LEAGUE SINGLE SEASON PITCHING LEADERS - WINS

1923	Gene Costello, York	22
1924	Thomas George, York	25
1925	**Thomas George, York**	**27**
1926	Eddie Williams, Elmira	22
1927	Seymour Bailey, Harrisburg	18
	Louis Poli, Harrisburg	18
	Eddie Williams, Elmira	18
1928	Clinton Brown, Harrisburg	23
1929	Norman Lehr, Williamsport	18
	Johnny Tillman, Harrisburg	18
1930	John Miller, Wilkes-Barre	22
1931	Harry Holsclaw, Wilkes-Barre	25
1932	John Milligan, Wilkes-Barre	22
1933	James Densmore, Binghamton	20
	Earl Johnson, Wilkes-Barre	20
1934	E.L. Hearn, Williamsport	21
1935	Charles Willis, Wilkes-Barre	22
1936	Hugh Mulcahy, Hazelton	25
1937	Jim Bagby, Hazelton	21
1938	Marvin Ulrich, Hazelton	21
1939	Newton Jacobs, Springfield	18
	Rene Monteagudo, Springfield	18
1940	Virgil Brown, Albany	22
1941	Red Embree, Wilkes-Barre	21
1942	Xavier Rescigno, Albany	23
1943	Chet Covington, Scranton	21
1944	Leonard Gilmore, Albany	21
1945	Fred Clemence, Albany	23
1946	Tom Fine, Scranton	23
1947	Edward Garcia, Wilkes-Barre	17
	Richard Koecher, Utica	17
1948	Louis Kretlow, Williamsport	21
1949	Orie Arntzen, Albany	25
1950	William Freese, Binghamton	19
1951	Jose Santiago, Wilkes-Barre	21
1952	Charles Haag, Albany	18
	George Uhaze, Albany	18
1953	Wally Burnette, Binghamton	23
1954	Al Schroll, Albany	16
	James Stump, Wilkes-Barre	16
1955	Don Minnick, Reading	20
1956	Lawrence Locke, Reading	20
1957	Ed Dick, Binghamton	18
1958	Gordon Seyfried, Lancaster	17
1959	Juan Marichal, Springfield	18
1960	Jim Duffalo, Springfield	16
	Robert Heffner, Allentown	16
1961	Gerald Thomas, Springfield	20
1962	Paul Seitz, Binghamton	16
1963	Darold Knowles, Elmira	16
	Frank Linzy, Springfield	16
1964	Thomas Arruda, Springfield	16
	Fran Kasheta, Springfield	16
1965	Dave Leonhard, Elmira	20
1966	Jerry Hudgins, Pittsfield	15
1967	Gary Girouard, Binghamton	14
1968	Dick Baney, Pittsfield	14
	Gene Rounsaville, Reading	14
1969	Jack Nutter, Reading	16
	Ken Reynolds, Reading	16
1970	Bill Gogolewski, Pittsfield	14
	Bob Terlecki, Reading	14
1971	Steve Blateric, Trois Rivieres	14
1972	Peter Hamm, Trois Rivieres	17
1973	Scott McGregor, West Haven	12
	Joe Pactwa, West Haven	12
	Kent Tekulve, Sherbrooke	12
	Erskine Thomason, Reading	12
	Pat Zachry, Trois Rivieres	12
1974	Steve Barr, Bristol	16
1975	Randy Lerch, Reading	16
1976	Gerald Hannahs, Quebec City	20
1977	Mike Armstrong, Trois Rivieres	16
1978	Paul Semall, West Haven	17
1979	Brian Denman, Bristol	14
	Scott Munninghoff, Reading	14
1980	Mark Davis, Reading	19
1981	Brian Denman, Bristol	15
	Larry Edwards, Glens Falls	15
	Rick Foley, Holyoke	15
	Tracy Harris, Lynn	15
1982	John Lackey, Glens Falls	16
1983	Mike Bielecki, Lynn	15
	Jay Davisson, Reading	15
1984	Tim Lambert, Albany	17
1985	Brad Arnsberg, Albany	14
	Jeff Sellers, New Britain	14
1986	Jeff Gray, Vermont	14
1987	Bob Scanlan, Reading	15
1988	Mike Walker, Williamsport	15
1989	Rodney Imes, Albany	17
1990	Rusty Meacham, London	15
1991	Ed Martel, Albany	13
	Dave Telgheder, Williamsport	13
1992	Paul Byrd, Canton-Akron	14
1993	Joey Eischen, Harrisburg	14
1994	Juan Acevedo, New Haven	17
1995	Joel Moore, New Haven	14
1996	Carl Pavano, Trenton	16
1997	Jesus Sanchez, Binghamton	13
1998	Mike Lincoln, New Britain	15
1999	Bronson Arroyo, Altoona	15
	Jason Beverlin, Norwich	15
2000	Greg Wooten, New Haven	17
2001	Carlos Silva, Reading	15
2002	Ryan Madson, Reading	16
2003	Sean Burnett, Altoona	14
2004	Gustavo Chacin, New Hampshire	16
2005	Allen Davis, Reading	13
2006	Adam Miller, Akron	15
2007	Jeffrey Marquez, Trenton	15
2008	Bradley Bergesen, Bowie	15
2009	Josh Tomlin, Akron	14
2010	Kyle Drabek, New Hampshire	14
2011	Austin Hyatt, Reading	12
2012	Brett Marshall, Trenton	13
2013	Matt Packer, Akron	12
	Jack Snodgrass, Richmond	12
	Logan Verrett, Binghamton	12
2014	Henry Owens, Portland	14
2015	Shane Carle, New Britain	14
2016	Tyler Mapes, Harrisburg	12
	Michael Peoples, Akron	12
2017	Yefry Ramirez, Trenton/Bowie	15
2018	Keegan Akin, Bowie	14
2019	Zac Lowther, Bowie	13

RECORD HOLDER IN BOLD

EASTERN LEAGUE SINGLE SEASON PITCHING LEADERS - ERA

1923	No Record Kept	
1924	No Record Kept	
1925	Thomas George, York	2.27
1926	Ed Matteson, Scranton/York	1.80
1927	Roy Richards, York	1.68
1928	John Milligan, Syracuse	2.10
1929	Jim Brice, Binghamton	2.59
1930	Chant Parkes, Williamsport	2.71
1931	Chant Parkes, Williamsport	2.22
1932	Vito Tamulis, Binghamton	1.92
1933	Joe Semler, Wilkes-Barre	2.32
1934	William Thomas, Williamsport	2.64
1935	Joseph Shaute, Scranton	2.84
1936	Walter Singer, Allentown	2.96
1937	Dick Erickson, Scranton	2.43
1938	George Barley, Binghamton	2.24
1939	Xavier Rescigno, Elmira	2.21
1940	Mickey Harris, Scranton	2.25
1941	Red Embree, Wilkes-Barre	1.69
1942	Allie Reynolds, Wilkes-Barre	1.56
1943	Chet Covington, Scranton	1.51
1944	Peter Naktenis, Hartford	1.93
1945	Frank Martin, Utica	1.60
1946	**Mel Parnell, Scranton**	**1.30**
1947	Bill Kennedy, Scranton	2.62
1948	Max Peterson, Utica	2.03
1949	Whitey Ford, Binghamton	1.61
1950	Bob Chakales, Wilkes-Barre	2.04
1951	Jose Santiago, Wilkes-Barre	1.59
1952	George Uhaze, Albany	2.13
1953	Steve Kraly, Binghamton	2.08
1954	Al Schroll, Albany	2.07
1955	Jim Singleton, Johnstown/W-B	2.42
1956	Vic Lapiner, Reading	1.96
1957	Bill Slack, Albany	2.24
1958	Bill Stafford, Binghamton	2.25
1959	Juan Marichal, Springfield	2.39
1960	Jim Duffalo, Springfield	2.63
1961	Gerald Thomas, Springfield	2.40
1962	Granny Hamner, Binghamton	2.03
1963	Frank Linzy, Springfield	1.55
1964	Joe Overton, Springfield	1.72
1965	Thomas Arruda, Springfield	1.88
1966	Tom Fisher, Elmira	1.88
1967	Jim McAndrew, Williamsport	1.47
1968	Silvano Quezada, York	1.34
1969	Lyn Fitzer, York	2.03
1970	Dave Bennett, Waterbury	2.22
1971	Bob Terlecki, Reading	2.30
1972	Peter Hamm, Trois Rivieres	2.30
1973	Joe Pactwa, West Haven	3.18
1974	Denis McSween, Quebec City	1.89
1975	Tom Farias, Bristol	1.55
1976	Paul Moskau, Trois Rivieres	1.55
1977	Roger Slagle, West Haven	2.81
1978	Steve Schneck, Bristol	2.15
1979	Bob Walk, Reading	2.24
1980	Mark Davis, Reading	2.47
1981	Brian Denman, Bristol	2.44
1982	Jay Baller, Reading	2.68
1983	Steve Farr, Buffalo	1.61
1984	Scott Terry, Vermont	1.50
1985	Brad Arnsberg, Albany	1.59
1986	Jim Neidlinger, Nashua	2.42
1987	Rob Lopez, Vermont	2.40
1988	Paul Wenson, Glens Falls	2.04
1989	Steve Adkins, Albany	2.07
1990	Mike Gardiner, Williamsport	1.90
1991	Jeff Mutis, Canton-Akron	1.80
1992	Bobby Jones, Binghamton	1.88
1993	Dennis Harriger, Binghamton	2.95
1994	Juan Acevedo, New Haven	2.37
1995	Paul Wilson, Binghamton	2.17
1996	Carl Pavano, Trenton	2.63
1997	Michael Vavrek, New Haven	2.57
1998	Mike Kusiewicz, New Haven	2.32
1999	Pat Ahearne, New Haven	2.61
2000	Greg Wooten, New Haven	2.31
2001	Josh Stephens, Bowie	1.84
2002	Danny Borrell, Norwich	2.31
2003	David Gassner, New Haven	2.79
2004	Gavin Floyd, Reading	2.57
2005	Jon Lester, Portland	2.61
2006	Philip Hughes, Trenton	2.25
2007	Alan Horne, Trenton	3.11
2008	Joseph Martinez, Connecticut	2.49
2009	Zach McAllister, Trenton	2.23
2010	Rudy Owens, Altoona	2.46
2011	Eric Surkamp, Richmond	2.02
2012	Chris Heston, Richmond	2.24
2013	Nathan Karns, Harrisburg	3.26
2014	Brian Johnson, Portland	1.75
2015	Michael Fulmer, Erie/Binghamton	2.14
2016	Tyler Beede, Richmond	2.81
2017	Corey Oswalt, Binghamton	2.28
2018	Jake Paulson, Akron	3.04
2019	Daniel McGrath, Portland	1.68

RECORD HOLDER IN BOLD

EASTERN LEAGUE SINGLE SEASON PITCHING LEADERS - STRIKEOUTS

1923	Dudley Foulk, Williamsport	167
1924	Thomas George, York	167
1925	Henry Hoffman, Williamsport	153
1926	Henry Hoffman, Williamsport	129
1927	Louis Poli, Harrisburg	109
1928	Herm Holshouser, Binghamton	153
1929	Beryk Richmond, York	124
1930	John Milligan, Wilkes-Barre	133
1931	Bob Brown, Binghamton	176
1932	Clarence Heise, Elmira	187
1933	Jack LaRocca, Binghamton	200
1934	Kemp Wicker, Binghamton	136
1935	Charles Ahearn,. Binghamton	112
1936	Atley Donald, Binghamton	189
1937	Joe Krakauskas, Trenton	184
1938	Frank Dasso, Hazelton	179
1939	Mickey Harris, Scranton	148
1940	Millard Howell, Wilkes-Barre	137
1941	Red Embree, Wilkes-Barre	213
1942	Allie Reynolds, Wilkes-Barre	193
1943	Chet Covington, Scranton	187
1944	John Moore, Binghamton	186
1945	Charles Ripple, Utica	193
1946	Bob Kuzava, Wilkes-Barre	207
1947	Maurice McDermott, Scranton	136
1948	Louis Kretlow, Williamsport	219
1949	Bob Raney, Elmira	191
1950	Sam Jones, Wilkes-Barre	169
1951	Paul Stuffel, Schenectady	183
1952	Ron Mrozinksi, Schenectady	148
1953	John Meyer, Schenectady	226
1954	Seth Morehead, Schenectady	207
1955	Jim Coates, Binghamton	186
1956	Gary Bell, Reading	192
1957	Ed Dick, Binghamton	204
1958	Julio Navarro, Springfield	142
1959	Juan Marichal, Springfield	208
1960	Clark Johnson, Springfield	169
1961	Gerald Thomas, Springfield	214
1962	Bob Heffner, York	234
1963	**Fred Norman, Binghamton**	**258**
1964	Thomas Arruda, Springfield	178
1965	Dave Leonhard, Elmira	209
1966	Tom Fisher, Elmira	142
1967	Alan Schmelz, Williamsport	181
1968	Mike Hedlund, Waterbury	149
1969	Ken Reynolds, Reading	180
1970	Bill Gogolewski, Pittsfield	146
1971	Mike Ruddell, Trois Rivieres	186
1972	Brad Meyring, Sherbrooke	181
1973	Greg Heydeman, Waterbury	179
1974	Roy Thomas, Reading	168
1975	Richard Anderson, West Haven	138
1976	Gerald Hannahs, Quebec City	126
1977	Alan Wirth, Waterbury	149
1978	Steve Schneck, Bristol	180
1979	Bob Walk, Reading	135
1980	Mark Davis, Reading	185
1981	Jerome King, Bristol	168
1982	Dennis Boyd, Bristol	191
1983	Mike Bielecki, Lynn	143
1984	Bob Bastian, Waterbury	119
1985	Doug Drabek, Albany	153
1986	Steve Searcy, Glens Falls	139
1987	Rich Sauveur, Harrisburg	160
1988	Mike Walker, Williamsport	144
1989	Scott Kamieniecki, Albany	140
1990	Mike Gardiner, Williamsport	149
1991	Ed Martel, Albany	141
1992	Sterling Hitchcock, Albany	155
1993	Tim VanEgmond, New Britain	163
1994	Jimmy Haynes, Bowie	177
1995	Rafael Orellano, Trenton	160
1996	Anthony Saunders, Portland	156
1997	Jesus Sanchez, Binghamton	176
1998	Brent Billingsley, Portland	183
1999	Ryan Anderson, New Haven	162
2000	Brandon Duckworth, Reading	178
2001	Ronald Chiavacci, Harrisburg	161
2002	Julio DePaula, Norwich	152
2003	Francisco Cruceta, Akron	134
2004	Boof Bonser, New Britain	146
2005	Jon Lester, Portland	163
2006	Tyler Clippard, Trenton	175
2007	Alan Horne, Trenton	165
2008	David Hernandez, Bowie	166
2009	Ryan Mullins, New Britain	133
2010	Tom Milone, Harrisburg	155
2011	Austin Hyatt, Reading	171
2012	Trevor May, Reading	151
2013	Trevor May, New Britain	159
2014	Henry Owens, Portland	126
2015	Austin Voth, Harrisburg	148
2016	Mitch Atkins, Portland	145
2017	Ryan Castellani, Hartford	132
2018	Keegan Akin, Bowie	142
2019	Zac Lowther, Bowie	154

RECORD HOLDER IN BOLD

EASTERN LEAGUE SINGLE SEASON PITCHING LEADERS - WINNING PERCENTAGE

1923	Gene Costello, York	.759
1924	Thomas George, York	.758
1925	Thomas George, York	.794
1926	Rudolph Kneisch, Binghamton	.714
1927	Roy Richards, York	.765
1928	Clinton Brown, Harrisburg	.742
1929	George Miner, Binghamton	.750
1930	Adolph Holzhauser, Elmira	.783
1931	Harry Holsclaw, Wilkes-Barre	.758
1932	John Milligan, Wilkes-Barre	.733
1933	Reginald Grabowski, W-B/Reading	.773
1934	Joseph Shaute, Scranton	.842
1935	Joseph Shaute, Scranton	.750
1936	Joseph Shaute, Scranton	.741
1937	Orling Rogers, Wilkes-Barre	.727
1938	George Barley, Binghamton	.750
1939	Michael Harris, Scranton	.810
1940	Owen Sheetz, Scranton	.750
1941	Charles Embree, Wilkes-Barre	.808
1942	Xavier Rescigno, Albany	.793
1943	Chester Covington, Scranton	.750
1944	Peter Naktenis, Hartford	.857
1945	Fred Clemence, Albany	.793
1946	Thomas Fine, Scranton	.885
1947	William Kennedy, Scranton	.822
1948	Orrie Arntzen, Albany	.789
1949	Orrie Arntzen, Albany	.926
1950	Robert Chakales, Wilkes-Barre	.762
1951	Ivan Delock, Scranton	.833
1952	Walter Jasinski, Elmira	.889
1953	Steve Kraly, Binghamton	.905
1954	Duane Maas, Wilkes-Barre	.786
1955	Don Minnick, Reading	.833
1956	William Bethel, Binghamton	.846
	John James, Binghamton	.846
1957	Donald Erickson, Schenectady	.778
1958	Paul Robinson, Reading	.700
1959	Victor Davis, Springfield	.714
1960	Freddie Burdette, Lancaster	.800
1961	Paul Doyle, Springfield	.750
1962	Gary Kelly, Williamsport	.857
1963	William Millerstrom, Binghamton	.765
1964	Frank Bertaina, Elmira	.733
1965	**William MacLeod, Pittsfield**	**1.000**
1966	Thomas Fisher, Elmira	.700
1967	James Horsford, Binghamton	.867
1968	Luis Peraza, Reading	.813
1969	Kenneth Reynolds, Reading	.727
1970	William Gogolewski, Pittsfield	.737
1971	John Jackson, Trois Rivieres	.667
	Michael Ruddell, Trois Rivieres	.667
1972	George Medich, West Haven	.786
1973	Kent Tekulve, Sherbrook	.750
1974	Timothy Plodinec, Quebec City	.737
	Thomas Underwood, Reading	.737
1975	Randy Lerch, Reading	.727
1976	Larry Rothschild, Trois Rivieres	.727
1977	William Caudill, Trois Rivieres	.765
1978	Jesus Hernaiz, Reading	.750
1979	Jerry Reed, Reading	.733
1980	Mark Davis, Reading	.760
1981	William Moloney, Bristol	.909
1982	Brian Abraham, West Haven	.750
1983	Steve Farr, Buffalo	.929
1984	Scott Terry, Vermont	.824
1985	Brad Arnsberg, Albany	.875
1986	Jeff Gray, Vermont	.875
1987	David Masters, Pittsfield	.800
	Robert Russell, Harrisburg	.800
1988	Michael Harkey, Pittsfield	.818
1989	Steven Adkins, Albany	.923
1990	Anthony Telford, Hagerstown	.833
1991	Stacey Burdick, Hagerstown	.733
1992	Thomas Wegmann, Binghamton	.818
1993	Joey Eischen, Harrisburg	.778
1994	Juan Castillo, Binghamton	.846
1995	Will Cunnane, Portland	.818
1996	Rick Betti, Trenton	.900
1997	Mike Vavrek, New Haven	.800
1998	Geoff Duncan, Portland	.818
1999	Javier De La Hoya, Bowie	.900
2000	Greg Wooten, New Haven	.850
2001	Brandon Claussen, Norwich	.818
2002	Matt Duff, New Haven	.917
2003	Chris Schroder, Harrisburg	.818
2004	Gustavo Chacin, New Hampshire	.889
2005	Yusmeiro Petit, Binghamton	.750
2006	Philip Hughes, Trenton	.769
2007	Alan Horne, Trenton	.750
2008	Jason Berken, Bowie	.750
2009	Jeanmar Gomez, Akron	.714
2010	D.J. Mitchell, Trenton	.733
2011	Eric Surkamp, Richmond	.714
2012	Jacob Pettit, Bowie	.786
2013	Mike Wright, Bowie	.786
	Keith Couch, Portland	.786
2014	Brian Johnson, Portland	.833
2015	Michael Fulmer, Erie/Binghamton	.769
2016	Shane Dawson, New Hampshire	.714
2017	Yefry Ramirez, Trenton/Bowie	.833
2018	Jon Harris, New Hampshire	.706
2019	Daniel McGrath, Portland	.875

RECORD HOLDER IN BOLD

EASTERN LEAGUE SINGLE SEASON PITCHING LEADERS - SAVES

1969	Robert Darrah, Manchester	16
1970	Loyd Colson, Manchester	16
1971	Stephen Blateric, Trois Rivieres	15
1972	Rawlins Eastwick, Trois Rivieres	20
1973	Roger Hambright, West Haven	22
1974	Bruce Taylor, Trois Rivieres	14
1975	Manuel Sarmiento, Trois Rivieres	15
1976	James Vosk, Bristol	16
1977	Richard Waller, Bristol	16
1978	Willard Mueller, Holyoke	15
1979	Daniel Led Duke, West Haven	14
1980	David Schoppee, Bristol	19
1981	David Schoppee, Bristol	22
1982	David A. Smith, Holyoke	13
1983	Jeffrey Zaske, Lynn	24
1984	Robert Murphy, Vermont	15
	Richard Surhoff, Reading	15
1985	Randle Graham, Albany	17
1986	Logan Easley, Albany	18
	Hector Stewart, New Britain	18
1987	Todd Frohwirth, Reading	19
1988	Dean Wilkins, Pittsfield	26
1989	Timothy Layana, Albany	17
1990	Darrin Chapin, Albany	21
1991	Toby Borland, Reading	24
	Larry Stanford, Albany	24
1992	Len Picota, Harrisburg	26
1993	Calvin Jones, Canton-Akron	22
1994	Alberto Reyes, Harrisburg	35
1995	Jay Powell, Portland	24
1996	Willam Hurst, Portland	30
1997	Benjamin Fleetham, Harrisburg	30
1998	**Brent Stentz, New Britain**	**43**
1999	Joe Lisio, Norwich	33
2000	Jerrod Riggan, Binghamton	28
	Domingo Jean, Norwich	28
2001	Alexander Pacheco, Norwich	26
2002	Juan Padilla, New Britain	29
2003	Brian Schmack, Erie	29
2004	Bobby Korecky, New Britain	31
2005	Edwin Almonte, Erie	33
2006	Brandon Knight, Altoona	27
2007	Brian Anderson, Connecticut	29
	Matt Peterson, Altoona	29
2008	Julio Manon, Bowie	32
2009	Anthony Slama, New Britain	25
2010	Rafael Cova, Richmond	23
2011	Cory Burns, Akron	35
2012	Justin Friend, Reading	24
	Preston Guilmet, Akron	24
2013	Jeff Walters, Binghamton	38
2014	Oliver Drake, Bowie	31
2015	Stephen Shackleford, Reading	30
2016	Matt Carasiti, Hartford	29
2017	Shane Broyles, Hartford	21
2018	Matt Pierpont, Hartford	32
2019	Aaron Barrett, Harrisburg	31

RECORD HOLDER IN BOLD

RUMBLETOWN
ALL STAR GAME
2020
BINGHAMTON, NY ™
Presented By
ephesus
Wednesday, July 15th
Binghamton, New York

EASTERN LEAGUE INDIVIDUAL SEASON RECORDS—PITCHING
1923-2019

GAMES:	Sal Urso	Trenton	1998	69
GAMES STARTED:	Albert Antinelli	Allentown	1959	33
	Louis Kretlow	Williamsport	1948	33
	Pete Magrini	Pittsfield	1965	33
COMPLETE GAMES:	Hugh Mulcahy	Hazelton	1936	31
SHUTOUTS:	Allie Reynolds	Wilkes-Barre	1942	11
WINS:	Thomas George	York	1925	27
LOSSES:	Ernest Walters	Elmira	1923	24
SAVES:	Brent Stentz	New Britain	1998	43
WINNING PCT.:	William MacLeod	Pittsfield	1965	1.000 (18-0)
INNINGS:	Hugh Mulcahy	Hazelton	1936	325
HITS ALLOWED:	Ernest Walters	Elmira	1923	349
RUNS:	Ernest Walters	Elmira	1923	206
EARNED RUNS:	Hugh Mulcahy	Hazelton	1936	155
WALKS:	Richard Rozek	Wilkes-Barre	1948	180
STRIKEOUTS:	Fred Norman	Binghamton	1963	258
HOME RUNS ALLOWED:	Nate Tekavec	Erie	2002	33
ERA:	Mel Parnell	Scranton	1946	1.30

EASTERN LEAGUE INDIVIDUAL SEASON LEADERS—BATTING
1923-2019

GAMES: (142 game season)	Curtis Goodwin	Bowie	1994	142
	Adam Hyzdu	Altoona	2000	142
	Eric Munson	Erie	2001	142
	Shelley Duncan	Trenton	2005	142
	Chris Parmelee	New Britain	2011	142
(140 game season)	Robert Reece	Shamokin	1927	143
(154 game season)	Robert Bowman	Schenectady	1953	149
	Daniel Schell	Schenectady	1953	149
AT BATS:	Granny Hamner	Utica	1947	609
RUNS:	Lawrence Fischer	Harrisburg	1932	134
HITS:	Don Brown	York	1930	214
DOUBLES:	Dewey Steffens	York	1924	54
TRIPLES:	Al Gionfriddo	Albany	1944	28
HOME RUNS:	Ken Strong	Hazelton	1930	41
	Rick Lancellotti	Buffalo	1979	41
RBI:	Ken Harrelson	Binghamton	1962	138
TOTAL BASES:	Joe Munson	Harrisburg	1925	355
SACRIFICES:	Mickey Dzurilla	Binghamton	1928	37
	Eugene Morrison	Elmira	1928	37
SACRIFICE FLIES:	Essex Burton	Reading	1996	16
	Larry Barnes	Erie	1999	16
WALKS:	Herschel Held	Albany	1949	151
	Merrill May	Albany	1947	151
STRIKEOUTS:	Robert Stratton	Binghamton	2001	201
STOLEN BASES:	Larry Lintz	Quebec City	1972	96
BATTING AVG:	Joe Munson	Harrisburg	1925	.400
SLUGGING PCT:	Ken Strong	Hazelton	1930	.787
HIT BY PITCH:	Nick Johnson	Norwich	1999	37
LONGEST HITTING STREAK:	Hubert Mason	Binghamton	1925	38

EASTERN LEAGUE NO-HITTERS

Date	Pitcher(s)	Team	Opponent	Score/Innings
July 30, 1925	Henry Hoffman	Williamsport	Elmira	4-2, 9 inn.
July 21, 1926	Marty Kinnear	Harrisburg	Shamokin	2-0, 9 inn.
July 16, 1926	Andy Phillips	Harrisburg	Binghamton	9-0, 7 inn.
August 16, 1926	Ted Pritchard	Elmira	Scranton	2-0, 9 inn.
August 26, 1926	Bob Fitzke	Scranton	Shamokin	4-0, 7 inn.
August 22, 1927	Earl Hanson	Harrisburg	Binghamton	4-0, 7 inn.
Sept. 8, 1927	Bill "Grunt" Lucas	Binghamton	Shamokin	1-0, 9 inn.
June 6, 1931	Bill Dietrich	Harrisburg	Wilkes-Barre	1-0, 9 inn.
August 25, 1931	Andy Rush	Harrisburg	Scranton	6-0, 7 inn.
June 13, 1933	Harry Gumbert	Williamsport	York	2-0, 9 inn.
August 21, 1933	Jack LaRocca	Binghamton	Reading	8-0, 9 inn.
Sept. 3, 1933	Lew Krausse Sr.	Harrisburg	York	3-0, 9 inn.
August 29, 1934	Bob Miller	Binghamton	Hazelton	2-0, 9 inn.
Sept. 17, 1934	*Hormidas Aube*	*Binghamton*	*Williamsport*	*3-1, 9 inn.*
Sept. 18, 1937	*Thomas Reis*	*Wilkes-Barre*	*Elmira*	*8-0, 9 inn.*
July 20, 1938	Charlie Suche	Wilkes-Barre	Williamsport	1-0, 7 inn.
May 12, 1940	Leslie Dunkle	Scranton	Hartford	3-0, 7 inn.
June 20, 1941	Herb Karpel	Binghamton	Elmira	2-0, 9 inn.
July 9, 1941	Red LaFlamme	Albany	Hartford	3-0, 7 inn.
August 7, 1941	Joe Wood Jr.	Scranton	Albany	5-0, 9 inn.
August 27, 1941	Reggie Grabowski	Albany	Springfield	2-0, 7 inn.
August 4, 1942	Jack Robinson	Binghamton	Wilkes-Barre	7-0, 7 inn.
Sept. 1, 1942	Allie Reynolds	Wilkes-Barre	Elmira	0-1, 10.2 inn.
May 23, 1943	**Chet Covington**	**Scranton**	**Albany**	**6-0, 9 inn.**
August 14, 1943	Charlie Haag	Binghamton	Albany	2-0, 9 inn.
May 15, 1945	Pete Naktenis	Hartford	Binghamton	6-0, 9 inn.
July 3, 1945	Ralph McCabe	Wilkes-Barre	Binghamton	10-0, 9 inn.
July 12, 1945	Fred Chumley	Scranton	Albany	1-0, 7 inn.
July 14, 1946	Maury McDermott	Scranton	Albany	8-0, 9 inn.
July 22, 1947	Ray Minor	Elmira	Williamsport	1-0, 7 inn.
May 24, 1948	Lou Kretlow	Williamsport	Binghamton	12-1, 7 inn.
July 7, 1948	Dick Rozek	Wilkes-Barre	Elmira	2-1, 9 inn.
August 1, 1948	Dave Latter Tom Gorman	Binghamton	Elmira	3-4, 7 inn.
Sept. 16, 1948	*Maury McDermott*	*Scranton*	*Utica*	*8-0, 9 inn.*
May 6, 1949	Rollie Schuster	Scranton	Williamsport	3-0, 5 inn.
June 10, 1949	Maynard Thiel	Hartford	Elmira	7-0, 7 inn.
August 28, 1949	Roy Welmaker	Wilkes-Barre	Williamsport	3-0, 5 inn.
June 1, 1951	Tommy Herrin	Scranton	Elmira	5-0, 7 inn.
June 4, 1951	Paul Stuffel	Schenectady	Elmira	6-3, 9 inn.
July 8, 1952	Lee Griffeth	Elmira	Binghamton	0-2, 10.1 inn.
August 19, 1952	Lee Griffeth	Elmira	Hartford	1-0, 8.1 inn.
May 29, 1953	Billy Joe Davidson	Reading	Williamsport	3-0, 9 inn.
August 17, 1955	Marvin Williams	Schenectady	Elmira	2-0, 9 inn.
Sept. 1, 1956	Hank Bolinda	Schenectady	Albany	1-0, 9 inn.
Sept. 1, 1956	Zack Monroe	Binghamton	Syracuse	6-0, 7 inn.
July 9, 1958	Evans Kelleen Don Williams	Albany	Allentown	3-0, 7 inn.
August 23, 1958	Bob Paffel	Lancaster	Springfield	2-0, 7 inn.
July 20, 1960	Bill Kirk	Lancaster	Binghamton	1-0, 7 inn.
June 11, 1961	Gerald Thomas	Springfield	Johnstown	1-0, 9 inn.
August 28, 1961	Jack McCracken	Williamsport	Lancaster	2-0, 7 inn.
April 19, 1963	Bob Bishop	Springfield	Reading	2-0, 9 inn.
May 6, 1964	Francis Smith	Charleston	Elmira	6-1, 9 inn.
June 30, 1964	Carl Nelson	Williamsport	York	2-0, 7 inn.
July 11, 1964	Bob Baird Carlos Medrano	York	Springfield	0-1, 7 inn.
Sept. 5, 1964	Steve Cosgrove	Elmira	York	6-0, 7 inn.
April 24, 1965	Ed Watt	Elmira	Williamsport	4-0, 9 inn.
May 6, 1965	Ed Watt	Elmira	Reading	5-0, 9 inn.
July 19, 1965	Bob Schmidt	Williamsport	Springfield	4-0, 9 inn.
July 27, 1965	Ed Barnowski	Elmira	Reading	2-0, 9 inn.
May 18, 1966	Jim Hardin	Elmira	Williamsport	4-1, 6 inn.
June 1, 1966	Don Loun	York	Williamsport	3-2, 7 inn.
July 1, 1966	Jim Wingate	Pawtucket	Waterbury	5-0, 9 inn.
April 25, 1967	Paul Campbell	Elmira	York	5-0, 7 inn.
May 13, 1967	Lawrence Tolliver	Waterbury	York	6-0, 9 inn.
May 23, 1967	Ron Locke	Williamsport	Pawtucket	7-0, 9 inn.
June 23, 1967	Jim Horsford	Binghamton	Pittsfield	2-0, 7 inn.
June 24, 1967	Bill Hepler	Williamsport	Elmira	0-1, 6 inn.
July 22, 1967	Bill Burbach	Binghamton	Williamsport	3-0, 7 inn.
July 25, 1967	Steve Arlin	Reading	York	9-2, 7 inn.
August 25, 1967	Bob Guindon	Pittsfield	York	5-0, 7 inn.
August 30, 1967	Bill Farmer	Pittsfield	Elmira	2-0, 7 inn.
July 9, 1968	Silvano Quezada	York	Elmira	2-0, 9 inn.
May 13, 1969	Ivy Washington	Pittsfield	Manchester	0-3, 9 inn.

Date	Pitcher(s)	Team	Opponent	Score/Innings
May 15, 1969	**Fred Cambria**	**York**	**Waterbury**	**5-0, 7 inn.**
August 12, 1969	Mike Corkins	Elmira	Manchester	2-0, 7 inn.
May 29, 1970	Mike Whitson	Pittsfield	Waterbury	4-0, 7 inn.
May 10, 1971	Mike Everett	Waterbury	Elmira	5-0, 7 inn.
May 27, 1971	Mickey Pless	Three Rivers	Pittsfield	2-0, 7 inn.
June 14, 1971	John Jackson	Three Rivers	Quebec	3-0, 7 inn.
June 18, 1971	Mike Ruddell	Three Rivers	Pawtucket	1-0, 9 inn.
July 30, 1971	Mike Ruddell Steve Blateric	Three Rivers	Elmira	3-0, 7 inn.
August 28, 1971	Mike Wallace	Reading	Manchester	2-0, 7 inn.
August 5, 1972	Denis McSween	Quebec City	Pawtucket	4-0, 7 inn.
August 6, 1972	Bob Babcock	Quebec City	Pawtucket	4-0, 9 inn.
August 26, 1972	Bob Eldridge	Elmira	Pawtucket	6-0, 9 inn.
May 11, 1973	Chuck Ross	Bristol	Sherbrooke	3-0, 9 inn.
May 14, 1973	Dennis Malseed	Sherbrooke	West Haven	3-0, 7 inn.
August 4, 1973	Bob Lang	Quebec City	West Haven	3-0, 9 inn.
August 19, 1973	Dennis Malseed	Sherbrooke	Pittsfield	6-0, 7 inn.
April 29, 1974	Odell Jones	Thetford Mines	Pittsfield	7-0, 9 inn.
June 9, 1974	Stan Williams	Bristol	Quebec	9-0, 7 inn.
August 5, 1974	Curran Percival	Bristol	Three Rivers	5-0, 7 inn.
August 20, 1974	Roy Thomas	Reading	West Haven	2-0, 7 inn.
August 30, 1974	Mike Ruddell	Three Rivers	Quebec	1-0, 9 inn.
June 14, 1975	Thomas Farias	Bristol	Thetford Mines	2-0, 7 inn.
June 28, 1976	Gil Patterson	West Haven	Williamsport	1-0, 9 inn.
June 28, 1977	John Tudor	Bristol	Reading	2-0, 7 inn.
June 8, 1980	Frank DiPino	Holyoke	Reading	6-0, 7 inn.
July 6, 1981	Brian Denman	Bristol	West Haven	4-1, 9 inn.
July 22, 1981	Tom Hart	Reading	Lynn	3-0, 7 inn.
April 27, 1982	Ron Romanick	Holyoke	Buffalo	1-0, 9 inn.
August 2, 1982	Mark Esser Bill Atkinson	Glens Falls	Reading	1-0, 11 inn.
August 27, 1982	Tim Wheeler Ben Wiltbank Craig Pippin	Buffalo	West Haven	1-0, 7 inn.
June 5, 1983	Mark Ferguson	Albany	Nashua	9-0, 7 inn.
June 7, 1983	Rich Doyle	Buffalo	Albany	6-0, 7 inn.
August 12, 1983	Rich Gaynor	Reading	Nashua	6-0, 7 inn.
May 31, 1984	Ed Myers	Albany	Vermont	2-0, 7 inn.
August 11, 1984	Steve Susce	Nashua	Waterbury	4-0, 7 inn.
June 8, 1985	Gary Parmenter	Pittsfield	Nashua	6-0, 9 inn.
June 20, 1985	Curt Heidenreich	Vermont	Pittsfield	2-0, 5 inn.
August 1, 1985	Johnny Abrego	Pittsfield	Nashua	1-0, 9 inn.
July 1, 1986	Jim Neidlinger	Nashua	Glens Falls	2-0, 9 inn.
August 27, 1986	Bill Cooper	Glens Falls	Nashua	4-0, 7 inn.
April 17, 1988	Cesar Mejia	Glens Falls	Albany	3-0, 9 inn.
July 8, 1988	Kris Roth	Pittsfield	Harrisburg	3-0, 9 inn.
April 21, 1989	Dan Gabrielle	New Britain	Williamsport	1-0, 9 inn.
May 3, 1989	Jason Grimsley	Reading	Harrisburg	3-0, 7 inn.
July 12, 1989	Josias Manzanillo	New Britain	Reading	3-0, 9 inn.
August 30, 1989	Tim Mauser	Reading	New Britain	9-0, 7 inn.
August 25, 1990	**Kevin Morton**	**New Britain**	**Reading**	**1-0, 7 inn.**
May 22, 1991	Brian Conroy	New Britain	Reading	2-0, 9 inn.
Sept. 4, 1993	Craig Holman Greg Brown Toby Borland Ricky Bottalico	Reading	New Britain	2-0, 7 inn.
July 30, 1994	**Rick Forney**	**Bowie**	**Trenton**	**6-0, 7 inn.**
Sept. 12, 1994	*Bill Pulsipher*	*Binghamton*	*Harrisburg*	*2-0, 9 inn.*
May 5, 1996	Joe Crawford	Binghamton	Trenton	1-0, 7 inn.
May 28, 1996	Calvin Maduro	Bowie	Portland	5-0, 7 inn.
June 25, 1996	Aaron Lane	Bowie	Norwich	2-0, 7 inn.
June 22, 1999	Adam Eaton	Reading	Norwich	0-1, 8 inn.
August 3, 1999	Brad Penny Luis Arroyo	Portland	Trenton	3-0, 9 inn.
April 19, 2000	Sean Douglass Jimmy Hamilton	Bowie	Altoona	6-0, 7 inn.
June 7, 2000	**Pete Zamora**	**Reading**	**Harrisburg**	**6-0, 7 inn.**
June 13, 2001	Adam Walker	Reading	New Haven	4-0, 9 inn.
June 27, 2001	Donnie Wall Jason Roach Ivan Montane	Binghamton	New Britain	1-0, 9 inn.
July 31, 2001	John Stephens	Bowie	Harrisburg	2-0, 7 inn.
August 11, 2001	Les Walrond	New Haven	Portland	3-2, 7 inn.
August 13, 2001	Josh Beckett Brandon Bowe Aaron Scheffer	Portland	Binghamton	5-0, 9 inn.
Sept. 1, 2001	Jim Journell	New Haven	Bowie	3-0, 7 inn.

Date	Pitcher(s)	Team	Opponent	Score/Innings
April 23, 2002	Adrian Burnside Neal McDade Chris Spurling	Altoona	Akron	2-0, 9 inn.
April 8, 2003	Fernando Cabrera Aaron Myette Jose Vargas	Akron	Harrisburg	15-0, 9 inn.
April 28, 2003	Seung Song	Harrisburg	Erie	2-1, 9 inn.
July 7, 2003	Chad Durbin Oscar Alvarez	Akron	Bowie	4-0, 9 inn.
August 2, 2003	Bob Keppel	Binghamton	Portland	3-0, 9 inn.
August 24, 2003	Horacio Estrada	New Britain	Reading	10-0, 9 inn.
June 28, 2004	**Jamie Vermilyea**	**New Hampshire**	**New Britain**	**2-0, 7 inn.**
August 19, 2004	Dave Crouthers Andy Mitchell Jacobo Sequea	Bowie	Altoona	2-0, 9 inn.
August 14, 2005	Matt Bailie	Bowie	Erie	5-0, 9 inn.
July 23, 2006	Miguel Pinango	Binghamton	Portland	7-0, 7 inn.
August 17, 2006	Tyler Clippard	Trenton	Harrisburg	9-0, 9 inn.
June 1, 2007	Radhames Liz	Bowie	Harrisburg	5-0, 9 inn.
July 4, 2007	Brett Smith	Trenton	Altoona	10-0, 5 inn.
August 21, 2007	Carlos Carrasco	Reading	Altoona	1-0, 6 inn.
May 21, 2009	**Jeanmar Gomez**	**Akron**	**Trenton**	**3-0, 9 inn.**
August 22, 2009	Thad Weber	Erie	Akron	16-0, 9 inn.
June 10, 2010	Chuck James Cole Kimball Zech Zinicola	Harrisburg	Altoona	1-0, 7 inn.
July 4, 2010	Kyle Drabek	New Hampshire	New Britain	5-0, 9 inn.
August 26, 2011	Shairon Martis	Harrisburg	New Hampshire	3-0, 7 inn.
May 21, 2012	Brett Cecil Danny Farquhar Ronald Uviedo	New Hampshire	Portland	6-0, 9 inn.
July 15, 2012	Giovanni Soto	Akron	Altoona	2-1, 9 inn.
April 5, 2013	Jack Snodgrass Daryl Maday	Richmond	New Britain	1-0, 7 inn.
May 9, 2013	Paul Demny Ian Krol	Harrisburg	Binghamton	6-1, 9 inn.
June 30, 2013	Eddie Gamboa	Bowie	Harrisburg	7-0, 7 inn.
July 25, 2013	Ethan Hollingsworth Jason Townsend Jhonathan Ramos Ryan Beckman	Altoona	New Hampshire	5-0, 9 inn.
April 3, 2014	Henry Owens	Portland	Reading	5-0, 6 inn.
August 16, 2014	Virgil Vasquez	New Britain	Harrisburg	9-0, 7 inn.
July 11, 2015	Ryan Merritt	Akron	Reading	1-0, 7 inn.
April 26, 2016	Ronald Herrera Jonathan Holder	Trenton	New Hampshire	4-0, 9 inn.
September 8, 2017	*Justus Sheffield* *Taylor Widener*	*Trenton*	*Binghamton*	*2-0, 9 inn.*
April 6, 2019	Erick Fedde Jordan Mills Aaron Barrett	Harrisburg	Bowie	2-0, 9 inn.
April 24, 2019	Alex Faedo Drew Carlton	Erie	Bowie	4-0, 9 inn.
April 25, 2019	Kyle Hart Daniel McGrath Adam Lau	Portland	Binghamton	2-0, 9 inn.
April 29, 2019	Casey Mize	Erie	Altoona	1-0, 9 inn.
May 8, 2019	Harol Gonzalez Ryder Ryan	Binghamton	Harrisburg	7-0, 9 inn.
June 24, 2019	Deivi Garcia Domingo Acevedo Daniel Alvarez	Trenton	Reading	7-0, 9 inn.
July 16, 2019	Michael Baumann	Bowie	Harrisburg	6-0, 9 inn.
August 1, 2019	Brian Keller	Trenton	Altoona	2-0, 7 inn.

Perfect Games Listed In Bold (Total Perfect Games: 7)
Playoff Games Listed In Italics (Total Playoff Games: 5)

No-Hitters By Inning

9 Innings: 87	***7 Innings: 75***	***5 Innings: 4***
6 Innings: 4	***11 Innings: 1***	***10.2 Innings: 1***
10.1 Innings: 1	***8.1 Innings: 1***	***8 Innings: 1***

Total No-Hitters In Eastern League History - 175

2020 EASTERN LEAGUE MILEAGE CHART

	AK	AT	BI	BO	ER	HB	HF	NH	PO	RE	RI	TR
Akron		197	385	361	125	306	539	676	740	353	417	428
Altoona	197		223	186	199	121	378	514	578	179	263	242
Binghamton	385	223		298	266	182	232	295	403	153	400	178
Bowie	361	186	298		379	115	328	467	531	134	119	162
Erie	125	199	266	379		268	485	575	640	316	449	434
Harrisburg	306	121	182	115	268		295	420	484	62	217	125
Hartford	539	378	232	328	485	295		134	198	243	447	187
New Hampshire	676	514	295	467	575	420	134		99	378	588	321
Portland	740	578	403	531	640	484	198	99		443	653	386
Reading	353	179	153	134	316	62	243	378	443		254	84
Richmond	417	263	400	119	449	217	447	588	653	254		273
Trenton	428	242	178	162	434	125	187	321	386	84	273	

RUMBLETOWN
ALL STAR GAME
2020
BINGHAMTON, NY ™
Presented By
ephesus
Wednesday, July 15th
Binghamton, New York

2020 EASTERN LEAGUE SCHEDULE

DATE	AKR	ALT	BNG	BOW	ERI	HBG
April 9	at BNG	ERI 6:00	AKR 6:35	RIC 6:35	at ALT	at TRE
April 10	at BNG	ERI 6:00	AKR 7:05	RIC 7:05	at ALT	at TRE
April 11	at BNG	ERI 4:00	AKR 2:05	RIC 1:35	at ALT	at TRE
April 12	OFF	OFF	OFF	OFF	OFF	OFF
April 13	at REA	RIC 6:00	POR 6:35	ERI 6:35	at BOW	at HFD
April 14	at REA	RIC 6:00	POR 6:35	ERI 6:35	at BOW	at HFD
April 15	at REA	RIC 6:00	POR 6:35	ERI 11:05	at BOW	at HFD
April 16	OFF	at ERI	OFF	at RIC	ALT 6:05	REA 6:30
April 17	BNG 7:05	at ERI	at AKR	at RIC	ALT 6:05	REA 7:00
April 18	BNG 7:05	at ERI	at AKR	at RIC	ALT 1:35	REA 6:00
April 19	BNG 2:05	at ERI	at AKR	at RIC	ALT 1:35	REA 1:00
April 20	ALT 6:35	at AKR	at ERI	at HBG	BNG 6:05	BOW 6:30
April 21	ALT 6:35	at AKR	at ERI	at HBG	BNG 6:05	BOW 6:30
April 22	ALT 6:35	at AKR	OFF	at HBG	OFF	BOW 12:00
April 23	at BOW	HBG 6:00	NH 6:35	AKR 6:35	at TRE	at ALT
April 24	at BOW	HBG 6:00	NH 7:05	AKR 7:05	at TRE	at ALT
April 25	at BOW	HBG 4:00	NH 2:05	AKR 6:35	at TRE	at ALT
April 26	at BOW	HBG 2:00	NH 2:05	AKR 1:35	at TRE	at ALT
April 27	at ALT	AKR 6:00	ERI 6:35	HBG 6:35	at BNG	at BOW
April 28	at ALT	AKR 6:00	ERI 6:35	HBG 6:35	at BNG	at BOW
April 29	at ALT	AKR 10:30	ERI 10:35	HBG 11:05	at BNG	at BOW
April 30	OFF	OFF	OFF	OFF	OFF	OFF
May 1	BOW 7:05	at HBG	at NH	at AKR	TRE 6:05	ALT 7:00
May 2	BOW 7:05	at HBG	at NH	at AKR	TRE 1:35	ALT 6:00
May 3	BOW 2:05	at HBG	at NH	at AKR	TRE 1:35	ALT 1:00
May 4	TRE 6:35	at RIC	at POR	at ERI	BOW 6:05	HFD 6:30
May 5	TRE 6:35	at RIC	at POR	at ERI	BOW 6:05	HFD 6:30
May 6	TRE 10:35	at RIC	at POR	at ERI	BOW 10:35	HFD 10:30
May 7	at BOW	ERI 6:00	NH 6:35	AKR 6:35	at ALT	at REA
May 8	at BOW	ERI 6:00	NH 7:05	AKR 7:05	at ALT	at REA
May 9	at BOW	ERI 4:00	NH 2:05	AKR 6:35	at ALT	at REA
May 10	at BOW	ERI 2:00	NH 2:05	AKR 1:35	at ALT	at REA
May 11	at ERI	HFD 6:00	RIC 6:35	HBG 6:35	AKR 6:05	at BOW
May 12	at ERI	HFD 6:00	RIC 6:35	HBG 6:35	AKR 10:35	at BOW
May 13	at ERI	HFD 10:30	RIC 10:35	HBG 11:05	AKR 10:35	at BOW
May 14	BOW 6:35	at HBG	at NH	at AKR	at TRE	ALT 6:30
May 15	BOW 7:05	at HBG	at NH	at AKR	at TRE	ALT 7:00
May 16	BOW 7:05	at HBG	at NH	at AKR	at TRE	ALT 6:00
May 17	BOW 2:05	at HBG	at NH	at AKR	at TRE	ALT 1:00
May 18	OFF	OFF	OFF	OFF	at HFD	OFF
May 19	at ALT	AKR 6:00	HBG 6:35	RIC 6:35	at HFD	at BNG
May 20	at ALT	AKR 6:00	HBG 6:35	RIC 6:35	at HFD	at BNG
May 21	at ALT	AKR 10:30	HBG 6:35	RIC 11:05	OFF	at BNG
May 22	RIC 7:05	at ERI	REA 7:05	at HBG	ALT 6:05	BOW 7:00
May 23	RIC 7:05	at ERI	REA 6:35	at HBG	ALT 6:05	BOW 6:00
May 24	RIC 6:35	at ERI	REA 6:35	at HBG	ALT 1:35	BOW 6:30
May 25	RIC 1:05	at ERI	REA 1:05	at HBG	ALT 1:35	BOW 12:00
May 26	ERI 6:35	at RIC	at TRE	at HFD	at AKR	POR 6:30
May 27	ERI 10:35	at RIC	at TRE	at HFD	at AKR	POR 6:30
May 28	ERI 10:35	at RIC	at TRE	at HFD	at AKR	POR 10:30
May 29	at REA	POR 6:00	at BOW	BNG 7:05	HBG 6:05	at ERI

2020 EASTERN LEAGUE SCHEDULE

DATE	HFD	NH	POR	REA	RIC	TRE
April 9	POR 7:10	at REA	at HFD	NH 7:10	at BOW	HBG 7:00
April 10	POR 7:10	at REA	at HFD	NH 7:10	at BOW	HBG 7:00
April 11	POR 7:10	at REA	at HFD	NH 5:15	at BOW	HBG 1:00
April 12	OFF	OFF	OFF	OFF	OFF	OFF
April 13	HBG 7:10	at TRE	at BNG	AKR 6:45	at ALT	NH 7:00
April 14	HBG 7:10	at TRE	at BNG	AKR 6:45	at ALT	NH 7:00
April 15	HBG 7:10	at TRE	at BNG	AKR 2:15	at ALT	NH 10:30
April 16	at NH	HFD 6:35	TRE 6:00	at HBG	BOW 6:35	at POR
April 17	at NH	HFD 6:35	TRE 6:00	at HBG	BOW 7:05	at POR
April 18	at NH	HFD 6:35	TRE 1:00	at HBG	BOW 6:05	at POR
April 19	at NH	HFD 1:35	TRE 1:00	at HBG	BOW 1:05	at POR
April 20	at POR	TRE 6:35	HFD 6:00	at RIC	REA 6:35	at NH
April 21	at POR	TRE 6:35	HFD 6:00	at RIC	REA 6:35	at NH
April 22	at POR	TRE 6:35	HFD 12:00	at RIC	REA 10:35	at NH
April 23	RIC 7:10	at BNG	at REA	POR 6:45	at HFD	ERI 7:00
April 24	RIC 7:10	at BNG	at REA	POR 7:10	at HFD	ERI 7:00
April 25	RIC 6:10	at BNG	at REA	POR 6:15	at HFD	ERI 7:00
April 26	RIC 1:10	at BNG	at REA	POR 2:15	at HFD	ERI 1:00
April 27	NH 7:10	at HFD	at TRE	RIC 6:45	at REA	POR 7:00
April 28	NH 7:10	at HFD	at TRE	RIC 6:45	at REA	POR 7:00
April 29	NH 10:35	at HFD	at TRE	RIC 6:45	at REA	POR 7:00
April 30	OFF	OFF	OFF	OFF	OFF	OFF
May 1	at RIC	BNG 6:35	REA 6:00	at POR	HFD 7:05	at ERI
May 2	at RIC	BNG 6:35	REA 1:00	at POR	HFD 6:05	at ERI
May 3	at RIC	BNG 1:35	REA 1:00	at POR	HFD 1:05	at ERI
May 4	at HBG	REA 6:35	BNG 6:00	at NH	ALT 6:35	at AKR
May 5	at HBG	REA 6:35	BNG 6:00	at NH	ALT 6:35	at AKR
May 6	at HBG	REA 10:35	BNG 6:00	at NH	ALT 12:05	at AKR
May 7	POR 7:10	at BNG	at HFD	HBG 6:45	at TRE	RIC 7:00
May 8	POR 7:10	at BNG	at HFD	HBG 7:10	at TRE	RIC 7:00
May 9	POR 6:10	at BNG	at HFD	HBG 6:15	at TRE	RIC 7:00
May 10	POR 1:10	at BNG	at HFD	HBG 2:15	at TRE	RIC 1:00
May 11	at ALT	at POR	NH 6:00	TRE 6:45	at BNG	at REA
May 12	at ALT	at POR	NH 6:00	TRE 12:00	at BNG	at REA
May 13	at ALT	at POR	NH 11:00	TRE 9:45	at BNG	at REA
May 14	at RIC	BNG 6:35	REA 6:00	at POR	HFD 6:35	ERI 7:00
May 15	at RIC	BNG 6:35	REA 6:00	at POR	HFD 7:05	ERI 7:00
May 16	at RIC	BNG 6:35	REA 1:00	at POR	HFD 6:05	ERI 7:00
May 17	at RIC	BNG 1:35	REA 1:00	at POR	HFD 1:05	ERI 1:00
May 18	ERI 7:10	OFF	OFF	OFF	OFF	OFF
May 19	ERI 7:10	at REA	at TRE	NH 6:45	at BOW	POR 7:00
May 20	ERI 10:35	at REA	at TRE	NH 12:00	at BOW	POR 7:00
May 21	OFF	at REA	at TRE	NH 11:35	at BOW	POR 10:30
May 22	at POR	TRE 6:35	HFD 6:00	at BNG	at AKR	at NH
May 23	at POR	TRE 6:35	HFD 1:00	at BNG	at AKR	at NH
May 24	at POR	TRE 1:35	HFD 1:00	at BNG	at AKR	at NH
May 25	at POR	TRE 3:35	HFD 1:00	at BNG	at AKR	at NH
May 26	BOW 7:10	REA 6:35	at HBG	at NH	ALT 6:35	BNG 7:00
May 27	BOW 7:10	REA 6:35	at HBG	at NH	ALT 6:35	BNG 7:00
May 28	BOW 10:35	REA 11:35	at HBG	at NH	ALT 6:35	BNG 10:30
May 29	NH 7:10	at HFD	at ALT	AKR 7:10	TRE 7:05	at RIC

2020 EASTERN LEAGUE SCHEDULE

DATE	AKR	ALT	BNG	BOW	ERI	HBG
May 30	at REA	POR 6:00	at BOW	BNG 6:35	HBG 6:05	at ERI
May 31	at REA	POR 2:00	at BOW	BNG 1:35	HBG 1:35	at ERI
June 1	BNG 6:35	OFF	at AKR	OFF	OFF	OFF
June 2	BNG 6:35	at REA	at AKR	at TRE	at NH	HFD 6:30
June 3	BNG 6:35	at REA	at AKR	at TRE	at NH	HFD 6:30
June 4	BNG 6:35	at REA	at AKR	at TRE	at NH	HFD 6:30
June 5	HBG 7:05	at TRE	BOW 7:05	at BNG	at POR	at AKR
June 6	HBG 7:05	at TRE	BOW 6:35	at BNG	at POR	at AKR
June 7	HBG 2:05	at TRE	BOW 2:05	at BNG	at POR	at AKR
June 8	OFF	OFF	OFF	OFF	OFF	OFF
June 9	at HFD	REA 6:30	TRE 6:35	HBG 6:35	NH 7:05	at BOW
June 10	at HFD	REA 6:30	TRE 6:35	HBG 6:35	NH 7:05	at BOW
June 11	at HFD	REA 6:30	TRE 6:35	HBG 6:35	NH 7:05	at BOW
June 12	at TRE	NH 7:00	at RIC	POR 7:05	at HBG	ERI 7:00
June 13	at TRE	NH 6:00	at RIC	POR 6:35	at HBG	ERI 6:00
June 14	at TRE	NH 2:00	at RIC	POR 1:35	at HBG	ERI 1:00
June 15	NH 6:35	OFF	OFF	at ERI	BOW 7:05	OFF
June 16	NH 6:35	at HFD	at HBG	at ERI	BOW 7:05	BNG 6:30
June 17	NH 12:05	at HFD	at HBG	at ERI	BOW 12:05	BNG 6:30
June 18	OFF	at HFD	at HBG	OFF	OFF	BNG 12:00
June 19	at ERI	REA 7:00	POR 7:05	HFD 7:05	AKR 7:05	at RIC
June 20	at ERI	REA 6:00	POR 6:35	HFD 6:35	AKR 7:05	at RIC
June 21	at ERI	REA 6:00	POR 2:05	HFD 1:35	AKR 1:35	at RIC
June 22	at ERI	REA 6:30	POR 6:35	HFD 7:05	AKR 7:05	at RIC
June 23	at BNG	ERI 6:30	AKR 6:35	HBG 7:05	at ALT	at BOW
June 24	at BNG	ERI 6:30	AKR 6:35	HBG 7:05	at ALT	at BOW
June 25	at BNG	ERI 6:30	AKR 6:35	HBG 7:05	at ALT	at BOW
June 26	at BNG	ERI 7:00	AKR 7:05	HBG 7:05	at ALT	at BOW
June 27	ALT 7:05	at AKR	at ERI	at REA	BNG 7:05	RIC 6:00
June 28	ALT 2:05	at AKR	at ERI	at REA	BNG 1:35	RIC 1:00
June 29	ALT 6:35	at AKR	at ERI	at REA	BNG 7:05	RIC 6:30
June 30	BNG 6:35	at HBG	at AKR	at ERI	BOW 7:05	ALT 6:30
July 1	BNG 6:35	at HBG	at AKR	at ERI	BOW 7:05	ALT 6:30
July 2	BNG 6:35	at HBG	at AKR	at ERI	BOW 7:05	ALT 6:30
July 3	BNG 7:05	at HBG	at AKR	at ERI	BOW 7:05	ALT 7:00
July 4	at BOW	ERI 7:00	HFD 6:35	AKR 6:35	at ALT	at RIC
July 5	at BOW	ERI 6:00	HFD 2:05	AKR 6:35	at ALT	at RIC
July 6	at BOW	ERI 6:30	HFD 1:05	AKR 7:05	at ALT	at RIC
July 7	ALT 6:35	at AKR	ERI 6:35	RIC 7:05	at BNG	TRE 6:30
July 8	ALT 6:35	at AKR	ERI 6:35	RIC 7:05	at BNG	TRE 6:30
July 9	ALT 7:05	at AKR	ERI 6:35	RIC 7:05	at BNG	TRE 6:30
July 10	at ERI	BOW 7:00	at POR	at ALT	AKR 7:05	at HFD
July 11	at ERI	BOW 6:00	at POR	at ALT	AKR 7:05	at HFD
July 12	at ERI	BOW 2:00	at POR	at ALT	AKR 1:35	at HFD
July 13						
July 14	ALL-STAR BREAK					
July 15						
July 16	ERI 6:35	at BOW	HFD 6:35	ALT 7:05	at AKR	RIC 6:30
July 17	ERI 7:05	at BOW	HFD 7:05	ALT 7:05	at AKR	RIC 7:00
July 18	ERI 7:05	at BOW	HFD 6:35	ALT 6:35	at AKR	RIC 6:00
July 19	ERI 2:05	at BOW	HFD 2:05	ALT 1:35	at AKR	RIC 1:00

2020 EASTERN LEAGUE SCHEDULE

DATE	HFD	NH	POR	REA	RIC	TRE
May 30	NH 6:10	at HFD	at ALT	AKR 6:45	TRE 6:05	at RIC
May 31	NH 1:10	at HFD	at ALT	AKR 2:15	TRE 1:05	at RIC
June 1	OFF	OFF	OFF	OFF	OFF	OFF
June 2	at HBG	ERI 6:35	RIC 6:00	ALT 7:10	at POR	BOW 7:00
June 3	at HBG	ERI 6:35	RIC 6:00	ALT 7:10	at POR	BOW 7:00
June 4	at HBG	ERI 10:35	RIC 11:00	ALT 7:10	at POR	BOW 7:00
June 5	REA 7:10	RIC 6:35	ERI 6:00	at HFD	at NH	ALT 7:00
June 6	REA 6:10	RIC 6:35	ERI 6:00	at HFD	at NH	ALT 7:00
June 7	REA 1:10	RIC 1:35	ERI 1:00	at HFD	at NH	ALT 1:00
June 8	OFF	OFF	OFF	OFF	OFF	OFF
June 9	AKR 7:10	at ERI	at RIC	at ALT	POR 6:35	at BNG
June 10	AKR 7:10	at ERI	at RIC	at ALT	POR 6:35	at BNG
June 11	AKR 7:10	at ERI	at RIC	at ALT	POR 6:35	at BNG
June 12	at REA	at ALT	at BOW	HFD 7:10	BNG 7:05	AKR 7:00
June 13	at REA	at ALT	at BOW	HFD 6:45	BNG 6:05	AKR 7:00
June 14	at REA	at ALT	at BOW	HFD 5:15	BNG 1:05	AKR 1:00
June 15	OFF	at AKR	OFF	OFF	OFF	OFF
June 16	ALT 7:10	at AKR	TRE 7:00	RIC 7:10	at REA	at POR
June 17	ALT 7:10	at AKR	TRE 7:00	RIC 7:10	at REA	at POR
June 18	ALT 7:10	OFF	TRE 6:00	RIC 7:10	at REA	at POR
June 19	at BOW	TRE 6:35	at BNG	at ALT	HBG 7:05	at NH
June 20	at BOW	TRE 6:35	at BNG	at ALT	HBG 6:05	at NH
June 21	at BOW	TRE 1:35	at BNG	at ALT	HBG 6:05	at NH
June 22	at BOW	TRE 6:35	at BNG	at ALT	HBG 6:35	at NH
June 23	at TRE	POR 6:35	at NH	at RIC	REA 6:35	HFD 7:00
June 24	at TRE	POR 6:35	at NH	at RIC	REA 6:35	HFD 7:00
June 25	at TRE	POR 6:35	at NH	at RIC	REA 6:35	HFD 7:00
June 26	at TRE	POR 6:35	at NH	at RIC	REA 7:05	HFD 7:00
June 27	NH 6:10	at HFD	TRE 6:00	BOW 6:45	at HBG	at POR
June 28	NH 1:10	at HFD	TRE 1:00	BOW 5:15	at HBG	at POR
June 29	NH 7:10	at HFD	TRE 7:00	BOW 7:10	at HBG	at POR
June 30	TRE 7:10	at POR	NH 7:00	RIC 7:10	at REA	at HFD
July 1	TRE 7:10	at POR	NH 7:00	RIC 7:10	at REA	at HFD
July 2	TRE 7:10	at POR	NH 7:00	RIC 7:10	at REA	at HFD
July 3	TRE 7:10	at POR	NH 6:00	RIC 7:10	at REA	at HFD
July 4	at BNG	REA 7:05	at TRE	at NH	HBG 6:05	POR 7:00
July 5	at BNG	REA 1:35	at TRE	at NH	HBG 6:05	POR 7:00
July 6	at BNG	REA 7:05	at TRE	at NH	HBG 6:35	POR 7:00
July 7	at NH	HFD 7:05	at REA	POR 7:10	at BOW	at HBG
July 8	at NH	HFD 7:05	at REA	POR 7:10	at BOW	at HBG
July 9	at NH	HFD 7:05	at REA	POR 11:35	at BOW	at HBG
July 10	HBG 7:10	at TRE	BNG 7:00	at RIC	REA 7:05	NH 7:00
July 11	HBG 6:10	at TRE	BNG 6:00	at RIC	REA 6:05	NH 7:00
July 12	HBG 1:10	at TRE	BNG 1:00	at RIC	REA 1:05	NH 1:00
July 13						
July 14	ALL-STAR BREAK					
July 15						
July 16	at BNG	POR 7:05	at NH	TRE 7:10	at HBG	at REA
July 17	at BNG	POR 7:05	at NH	TRE 7:10	at HBG	at REA
July 18	at BNG	POR 7:05	at NH	TRE 6:45	at HBG	at REA
July 19	at BNG	POR 1:35	at NH	TRE 2:15	at HBG	at REA

2020 EASTERN LEAGUE SCHEDULE

DATE	AKR	ALT	BNG	BOW	ERI	HBG
July 20	at RIC	at TRE	at POR	at HFD	REA 7:05	at NH
July 21	at RIC	at TRE	at POR	at HFD	REA 7:05	at NH
July 22	at RIC	at TRE	at POR	at HFD	REA 12:05	at NH
July 23	at ALT	AKR 6:30	at HFD	at TRE	RIC 7:05	at POR
July 24	at ALT	AKR 7:00	at HFD	at TRE	RIC 7:05	at POR
July 25	at ALT	AKR 6:00	at HFD	at TRE	RIC 7:05	at POR
July 26	at ALT	AKR 6:00	at HFD	at TRE	RIC 1:35	at POR
July 27	RIC 6:35	TRE 6:30	POR 6:35	ERI 7:05	at BOW	REA 6:30
July 28	RIC 6:35	TRE 6:30	POR 6:35	ERI 7:05	at BOW	REA 6:30
July 29	RIC 12:05	TRE 12:00	POR 12:05	ERI 12:05	at BOW	REA 12:00
July 30	TRE 6:35	at BOW	at REA	ALT 7:05	at RIC	NH 6:30
July 31	TRE 7:05	at BOW	at REA	ALT 7:05	at RIC	NH 7:00
August 1	TRE 7:05	at BOW	at REA	ALT 6:35	at RIC	NH 6:00
August 2	TRE 2:05	at BOW	at REA	ALT 1:35	at RIC	NH 1:00
August 3	OFF	OFF	at ERI	OFF	BNG 7:05	OFF
August 4	at POR	HFD 6:30	at ERI	at NH	BNG 7:05	at TRE
August 5	at POR	HFD 6:30	at ERI	at NH	BNG 7:05	at TRE
August 6	at POR	HFD 6:30	at ERI	at NH	BNG 7:05	at TRE
August 7	at NH	at BNG	ALT 7:05	at POR	at REA	RIC 7:00
August 8	at NH	at BNG	ALT 6:35	at POR	at REA	RIC 6:00
August 9	at NH	at BNG	ALT 2:05	at POR	at REA	RIC 1:00
August 10	OFF	OFF	OFF	OFF	OFF	OFF
August 11	POR 6:35	HBG 6:30	TRE 6:35	REA 7:05	HFD 7:05	at ALT
August 12	POR 6:35	HBG 6:30	TRE 6:35	REA 7:05	HFD 7:05	at ALT
August 13	POR 6:35	HBG 6:30	TRE 6:35	REA 12:05	HFD 7:05	at ALT
August 14	HFD 7:05	RIC 7:00	at HBG	NH 7:05	POR 7:05	BNG 7:00
August 15	HFD 7:05	RIC 6:00	at HBG	NH 6:35	POR 7:05	BNG 6:00
August 16	HFD 2:05	RIC 6:00	at HBG	NH 1:35	POR 1:35	BNG 1:00
August 17	OFF	OFF	OFF	OFF	OFF	OFF
August 18	at HBG	at POR	at NH	at HFD	at REA	AKR 6:30
August 19	at HBG	at POR	at NH	at HFD	at REA	AKR 6:30
August 20	at HBG	at POR	at NH	at HFD	at REA	AKR 6:30
August 21	REA 7:05	at NH	HBG 7:05	at RIC	TRE 7:05	at BNG
August 22	REA 7:05	at NH	HBG 6:35	at RIC	TRE 7:05	at BNG
August 23	REA 2:05	at NH	HBG 2:05	at RIC	TRE 1:35	at BNG
August 24	ERI 6:35	at BOW	NH 6:35	ALT 7:05	at AKR	RIC 6:30
August 25	ERI 6:35	at BOW	NH 6:35	ALT 7:05	at AKR	RIC 6:30
August 26	ERI 12:05	at BOW	NH 6:35	ALT 7:05	at AKR	RIC 6:30
August 27	at REA	BNG 6:00	at ALT	TRE 7:05	HBG 7:05	at ERI
August 28	at REA	BNG 6:00	at ALT	TRE 7:05	HBG 7:05	at ERI
August 29	at REA	BNG 6:00	at ALT	TRE 6:35	HBG 7:05	at ERI
August 30	at REA	BNG 6:00	at ALT	TRE 1:35	HBG 1:35	at ERI
August 31	at RIC	HBG 6:00	at HFD	at ERI	BOW 7:05	at ALT
September 1	at RIC	HBG 6:00	at HFD	at ERI	BOW 7:05	at ALT
September 2	at RIC	HBG 6:00	at HFD	at ERI	BOW 7:05	at ALT
September 3	at RIC	HBG 6:00	at HFD	at ERI	BOW 7:05	at ALT
September 4	ERI 7:05	at RIC	BOW 7:05	at BNG	at AKR	HFD 7:00
September 5	ERI 7:05	at RIC	BOW 6:35	at BNG	at AKR	HFD 6:00
September 6	ERI 6:05	at RIC	BOW 6:35	at BNG	at AKR	HFD 1:00
September 7	ERI 1:05	at RIC	BOW 1:05	at BNG	at AKR	HFD 12:00

2020 EASTERN LEAGUE SCHEDULE

DATE	HFD	NH	POR	REA	RIC	TRE
July 20	BOW 7:10	HBG 7:05	BNG 7:00	at ERI	AKR 6:35	ALT 7:00
July 21	BOW 12:10	HBG 7:05	BNG 7:00	at ERI	AKR 6:35	ALT 7:00
July 22	BOW 12:10	HBG 12:05	BNG 12:00	at ERI	AKR 12:05	ALT 11:00
July 23	BNG 7:10	at REA	HBG 7:00	NH 7:10	at ERI	BOW 7:00
July 24	BNG 7:10	at REA	HBG 6:00	NH 7:10	at ERI	BOW 7:00
July 25	BNG 6:10	at REA	HBG 6:00	NH 6:45	at ERI	BOW 7:00
July 26	BNG 5:10	at REA	HBG 1:00	NH 5:15	at ERI	BOW 5:00
July 27	at NH	HFD 7:05	at BNG	at HBG	at AKR	at ALT
July 28	at NH	HFD 7:05	at BNG	at HBG	at AKR	at ALT
July 29	at NH	HFD 7:05	at BNG	at HBG	at AKR	at ALT
July 30	POR 7:10	at HBG	at HFD	BNG 7:10	ERI 6:35	at AKR
July 31	POR 7:10	at HBG	at HFD	BNG 7:10	ERI 7:05	at AKR
August 1	POR 6:10	at HBG	at HFD	BNG 6:45	ERI 6:05	at AKR
August 2	POR 5:10	at HBG	at HFD	BNG 5:15	ERI 1:05	at AKR
August 3	OFF	OFF	OFF	OFF	OFF	OFF
August 4	at ALT	BOW 7:05	AKR 7:00	at RIC	REA 6:35	HBG 7:00
August 5	at ALT	BOW 7:05	AKR 7:00	at RIC	REA 6:35	HBG 12:00
August 6	at ALT	BOW 12:05	AKR 12:00	at RIC	REA 6:35	HBG 7:00
August 7	TRE 7:10	AKR 7:05	BOW 7:00	ERI 7:10	at HBG	at HFD
August 8	TRE 6:10	AKR 7:05	BOW 6:00	ERI 6:45	at HBG	at HFD
August 9	TRE 5:10	AKR 1:35	BOW 1:00	ERI 5:15	at HBG	at HFD
August 10	OFF	OFF	OFF	OFF	OFF	OFF
August 11	at ERI	at RIC	at AKR	at BOW	NH 6:35	at BNG
August 12	at ERI	at RIC	at AKR	at BOW	NH 6:35	at BNG
August 13	at ERI	at RIC	at AKR	at BOW	NH 6:35	at BNG
August 14	at AKR	at BOW	at ERI	at TRE	at ALT	REA 7:00
August 15	at AKR	at BOW	at ERI	at TRE	at ALT	REA 7:00
August 16	at AKR	at BOW	at ERI	at TRE	at ALT	REA 5:00
August 17	OFF	OFF	OFF	OFF	OFF	OFF
August 18	BOW 7:10	BNG 7:05	ALT 7:00	ERI 7:10	TRE 6:35	at RIC
August 19	BOW 7:10	BNG 7:05	ALT 7:00	ERI 7:10	TRE 6:35	at RIC
August 20	BOW 7:10	BNG 7:05	ALT 12:00	ERI 7:10	TRE 6:35	at RIC
August 21	at POR	ALT 7:05	HFD 7:00	at AKR	BOW 7:05	at ERI
August 22	at POR	ALT 7:05	HFD 6:00	at AKR	BOW 6:05	at ERI
August 23	at POR	ALT 1:35	HFD 1:00	at AKR	BOW 1:05	at ERI
August 24	at TRE	at BNG	at REA	POR 7:10	at HBG	HFD 7:00
August 25	at TRE	at BNG	at REA	POR 7:10	at HBG	HFD 7:00
August 26	at TRE	at BNG	at REA	POR 7:10	at HBG	HFD 1:00
August 27	RIC 7:10	POR 6:35	at NH	AKR 7:10	at HFD	at BOW
August 28	RIC 7:10	POR 7:05	at NH	AKR 7:10	at HFD	at BOW
August 29	RIC 6:10	POR 7:05	at NH	AKR 6:45	at HFD	at BOW
August 30	RIC 1:10	POR 1:35	at NH	AKR 2:15	at HFD	at BOW
August 31	BNG 7:10	at TRE	REA 7:00	at POR	AKR 6:35	NH 7:00
September 1	BNG 7:10	at TRE	REA 7:00	at POR	AKR 6:35	NH 7:00
September 2	BNG 7:10	at TRE	REA 7:00	at POR	AKR 6:35	NH 7:00
September 3	BNG 7:10	at TRE	REA 7:00	at POR	AKR 6:35	NH 7:00
September 4	at HBG	at POR	NH 7:00	at TRE	ALT 7:05	REA 7:00
September 5	at HBG	at POR	NH 6:00	at TRE	ALT 6:05	REA 7:00
September 6	at HBG	at POR	NH 1:00	at TRE	ALT 6:05	REA 7:00
September 7	at HBG	at POR	NH 1:00	at TRE	ALT 1:05	REA 1:00

2020 VISITING TEAM HOTELS

AKRON RUBBERDUCKS
Fairfield Inn & Suites Akron
208 Springside Drive
Akron, OH 44333
Phone: (330) 665-0641

ALTOONA CURVE
Microtel Inn & Suites by Wyndham
1601 Valley View Blvd
Altoona, PA 16602
Phone: (814) 946-1400

BINGHAMTON RUMBLE PONIES
Holiday Inn
2-8 Hawley Street
Binghamton, NY 13901
Phone: (607) 722-1212

BOWIE BAYSOX
Crowne Plaza Annapolis
173 Jennifer Road
Annapolis, MD 21401
Phone: (410) 266-3131

ERIE SEAWOLVES
Baymont Inn & Suites
8170 Perry Highway
Erie, PA 16509
Phone: (814) 866-8808

HARRISBURG SENATORS
Comfort Inn & Suites Harrisburg Airport
1589 Harrisburg Pike
Middletown, PA 17057
Phone: (717) 857-8776

Hotel Indigo Harrisburg-Hershey
765 Eisenhower Boulevard
Harrisburg, PA 17111
Phone: 717-558-7676

HARTFORD YARD GOATS
Holiday Inn Express
2553 Berlin Turnpike
Newington, CT 06111
Phone: (860) 372-4000

NEW HAMPSHIRE FISHER CATS
Country Inn & Suites
250 River Road
Bedford, NH 03110
Phone: (603) 666-4600

PORTLAND SEA DOGS
Fireside Inn & Suites
81 Riverside Street
Portland, ME 04103
Phone: (207) 774-5601

READING FIGHTIN PHILS
Crowne Plaza Reading
1741 Papermill Road
Reading, PA 19610
Phone: (610) 376-3811

RICHMOND FLYING SQUIRRELS
Fairfield Inn & Suites
9937 Mayland Drive
Richmond, VA 23233
Phone: (804) 545-4200

TRENTON THUNDER
The Hotel ML
915 NJ-73
Mt. Laurel, NJ 08054
Phone: (856) 234-7300

Hyatt Regency Princeton
102 Carnegie Center
Princeton, NJ 08540
Phone: (609) 734-4085

Vintage Baseball Note Cards

36 CARDS PER SET

$12.99

36¢ per card

blank inside • 12 designs • envelopes included

NOTECARDCAFE.COM/BASEBALL

amazon.com Prime eligible







TEAM MAGNET Promotions.com

Note Card Café is the sister company of Team Magnet Promotions, the Eastern League's Official Magnetic Schedule Provider Since 2010

Baseball America

ONE-YEAR PRINT AND DIGITAL BUNDLE PACKAGE

Keep up to date on the top prospects in the game with a bundle subscription to Baseball America. With a one-year bundle subscription you will receive the print magazine and digital premium access to our website 24/7/365. Receive the best of Baseball America.

Click on 'join now' on Baseball America.com or Call 1-800-845-2726

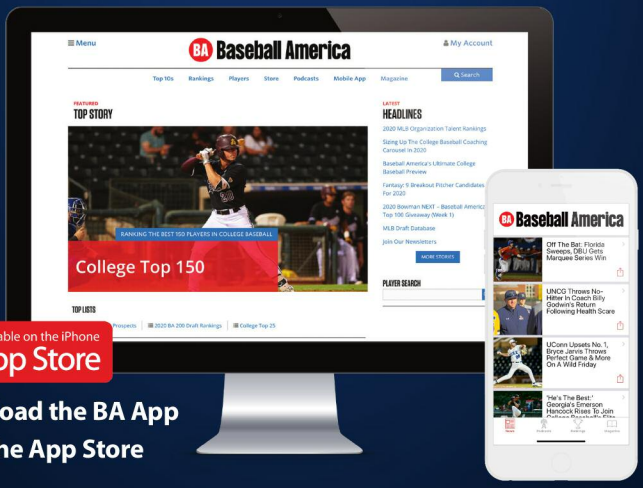

Available on the iPhone
App Store

Download the BA App from the App Store

FIND, FRIEND OR FOLLOW US ON:

@BaseballAmerica @BaseballAmerica BaseballAmericaMag ReadBA

WHERE THE MINOR LEAGUES ARE MAJOR

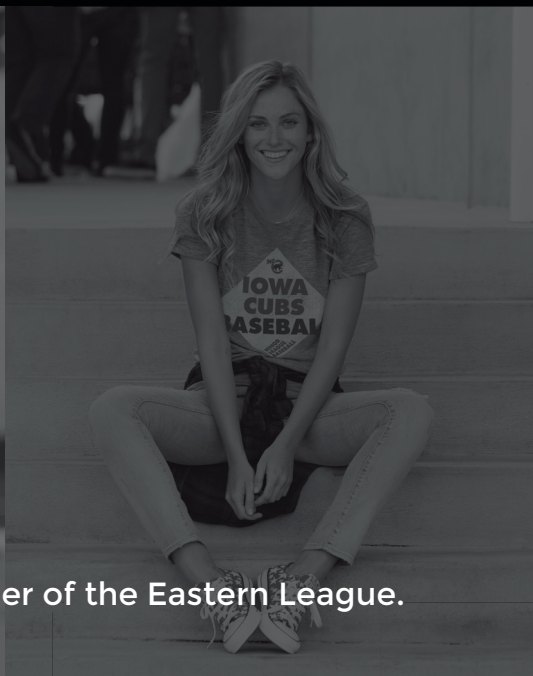

’47 is a proud retail partner of the Eastern League.

Did you know Vistar offers more than just candy & popcorn?

WE'VE GOT ALL

YOUR BASES

COVERED!

- PLATES, CUPS, BAGS, TRAYS & CUTLERY
- BETTER-FOR YOU ITEMS
- POPCORN, CANDY, PEANUTS & HOT DOGS
- SNACKS & BEVERAGES
- ICE CREAM
- NACHOS-EVERYTHING FROM CHEESE TO EQUIPMENT

For More Information, Contact:

Annie Harbison - 832.627.6130

VISTAR

COLLINS COMPANY

"Proudly Serving Since 1974"

(800) 222-4348

- Custom Manufacturer of High-Quality Windscreen, Netting & Padding
- Fast Service, Professional Turn-Key Installation & Superior Facility Solutions
- Family-Owned and Operated Since 1974



Stadium Wall & Rail Padding



Batter's Eyes & Branding Solutions

Custom Netting & Cable



Graphic Design & Custom Digital Printing

WWW.COLLINSCOMPANY.COM

Phone: (800) 222-4348

DIAMOND PRO®
PROFESSIONAL GROUNDSKEEPING PRODUCTS

RED INFIELD CONDITIONER

Bulk Delivery 10, 15 and 24 Tons

AVAILABLE IN BULK NATIONWIDE

Congratulations to **Chris Mason** of the Altoona Curve, winner of the **2019 Eastern League Diamond Pro® Sports Field Manager of the Year Award**

800.228.2987 diamondpro.com